



MAHARSHI KARVE STREE SHIKSHAN SAMSTHA



Affiliated to Savitribai Phule Pune University.(SPPU)
University Affiliation No.: PU/PN/ARCH/109/1994.

Approved by:

*Council of Architecture.(COA),New Delhi

*All India Council for Technical Education (AICTE)

*National Assessment & Accreditation Council(NAAC)

 **BNCA**

**DR.BHANUBEN NANAVATI
COLLEGE OF ARCHITECTURE**

FOR WOMEN

Gate No:04, BNCA Campus,

Cummins College Road,

Karve Nagar, Pune 411 052.

Ph: +91 20 25474062 / 25476966

E-mail:mail@bnca.ac.in, www.bnca.ac.in

Date: 22.05.2018

To whomsoever it may concern

As per the recommendations by the NAAC Committee and in tandem with BNCA policy of financial support to faculty members, it is resolved that the college will subscribe to Institutional Memberships of professional bodies covering all its full-time faculty members.

All faculty members are hereby encouraged to avail the facilities offered under the membership

Dr. Anurag Kashyap
Principal



6.3.2 Percentage of teachers provided with financial support to attend conferences/workshop and towards membership fee of professional bodies during the last five years

Year	Name of teacher	Name of conference/ workshop attended for which financial support provided	Name of the professional body for which membership fee is provided	Amount of support received (in INR)
2018-19	For 16 Faculties (For Details refer 6.3.3)	DD in favour of "Council of Architecture", payable at Pune of Rs. 160000/- @ 10,000/- per Faculty for the academic year 2018-19, in proportion to B.Arch average intake of the last five academic years i.e. 160		160000.00
2018-19	Poorva Kulkarni,	Registration fees of Rs. 2500/- + 18% GST Rs. 450/- = 2950/- * 7 Faculties as per list attached for attending conference on "Steel Construction Summit" on 31st Oct 2018 (20650)		2950.00
2018-19	Smita Ogale	Registration fees of Rs. 2500/- + 18% GST Rs. 450/- = 2950/- * 7 Faculties as per list attached for attending conference on "Steel Construction Summit" on 31st Oct 2018		2950.00
2018-19	Prakash Joshi	Registration fees of Rs. 2500/- + 18% GST Rs. 450/- = 2950/- * 7 Faculties as per list attached for attending conference on "Steel Construction Summit" on 31st Oct 2018		2950.00
2018-19	Annirudha Kolhatkar	Registration fees of Rs. 2500/- + 18% GST Rs. 450/- = 2950/- * 7 Faculties as per list attached for attending conference on "Steel Construction Summit" on 31st Oct 2018		2950.00
2018-19	Dharati Sote	Registration fees of Rs. 2500/- + 18% GST Rs. 450/- = 2950/- * 7 Faculties as per list attached for attending conference on "Steel Construction Summit" on 31st Oct 2018		2950.00
2018-19	Neil Kohatkar	Registration fees of Rs. 2500/- + 18% GST Rs. 450/- = 2950/- * 7 Faculties as per list attached for attending conference on "Steel Construction Summit" on 31st Oct 2018		2950.00
2018-19	Neeraja Hingne	Registration fees of Rs. 2500/- + 18% GST Rs. 450/- = 2950/- * 7 Faculties as per list attached for attending conference on "Steel Construction Summit" on 31st Oct 2018		2950.00
2018-19	Sanket Jain	Registration fees of Rs. 2500/- + 18% GST Rs. 450/- = 2950/- * 7 Faculties as per list attached for attending conference on "Steel Construction Summit" on 31st Oct 2018		2950.00
2018-19	Shubhada Kamalapurkar	Reimbursement of expenses done for paper presentation in 7 – ACLA international conference – Pilgrimage Cities & Cultural Landscaped of Asia and prospects for Sustainable Tourism: on 23 – 26 October 2018, Ayodhya – UP, India Rs. 23535/- Provision made		23535.00
2018-19	Prajakta Kulkarni	Expenses incurred to register to attend the workshop (course for Certified Prof Course on solar Energy)		5410.00
2018-19	FAB Biennale	Registration fees for the conference registration for Digital dept staff members arranged by FAB Biennale		14160.00
2018-19	Namrata Dhamankar	Travelling from Pune to Delhi and return to attend Building Performance Evaluation Train workshop		10775.00
2018-19	Swati Sahasrabuddhe	Attending ISOLA conference 2019 at Kochi Kerala (Total exp 22950 sanction 20000)sanction dt 30th july CDC		20000.00
2019-20	Mahesh Bangad	Financial Approval for attending the 7th annual sustainable development conference at Bangkok		13000.00
2019-20	For 16 Faculties (For Details refer 6.3.3)	DD in favour of "Council of Architecture", Payable at NEW Delhi towards COA TTP registration Rs. 150000/- to COA + Rs. 10000/- to be reimburse to Surabhi Gadkari		1500.00
2019-20	Surabhi Gadkari	Registration fees paid by her for Council of ARchitecture, Teachers Training Program in Bangalore in context sensitive design Approach from 29th July 19 to 2nd August 19 Rs. 10000/-		10000.00
2019-20	Rahul Chutake,	Registration fees paid for National building code of India 2016 was held on 09 & 10th August 2019 at Yashwantrao Chavan Academy of Development, Pune for 4 faculties. @ 2500/- each		2500.00
2019-20	Dharti Sote,	Registration fees paid for National building code of India 2016 was held on 09 & 10th August 2019 at Yashwantrao Chavan Academy of Development, Pune for 4 faculties. @ 2500/- each		2500.00
2019-20	Meera Shirolkar	Registration fees paid for National building code of India 2016 was held on 09 & 10th August 2019 at Yashwantrao Chavan Academy of Development, Pune for 4 faculties. @ 2500/- each		2500.00
2019-20	Jayant Patwardhan	Registration fees paid for National building code of India 2016 was held on 09 & 10th August 2019 at Yashwantrao Chavan Academy of Development, Pune for 4 faculties. @ 2500/- each		2500.00
2019-20	Shruti Joshi	Attended teacher's training workshop at Rai University, Saroda, Ahmedabad		5400.00
2019-20	Dhanashree Sardeshpande	Reimbursement of accommodation charges for attending QIP Workshop at Ahmedbad stays at Rai University -Hotel Delhi dt 21/09/2019 at Regenta CentralHotel Ahmedabad dt 22/09/2019 (Night stay)		5439.00
2019-20	Vaishali Angal Dhruva Chandwani	Reimbursement of travelling charges of Air booking from Pune to Ahmedabad & Return for attending QIP Workshop at Ahmedbad (Vaishali, Dhanashree, Shruti and Dhruv)dt21/9 to 23/9		22090.00
2019-20	Meera Shirolkar	Air fare from Pune to Delhi Rs. 12059 with GST 18% @ 150 Service Charges Air fare from Delhi to Lohagaon Service charges for Meera Shirolkar to join National Conference on Disability Inclusive Disaster Risk Reduction Pathways for Inclusion and Action for Resilience 5th feb 2020 Delhi		18737.00
2019-20	Dharti Sote	Registration fees for National Conference at SCOA organised by Sinhgad College sanction 15/01/20 HOD (Receipt 1920/00701 dt 08/01/20		2500.00

6.3.2 Percentage of teachers provided with financial support to attend conferences/workshop and towards membership fee of professional bodies during the last five years

Year	Name of teacher	Name of conference/ workshop attended for which financial support provided	Name of the professional body for which membership fee is provided	Amount of support received (in INR)
2019-20	Kavita Murugkar	Award ceremony for zero project award ceremony at Vienna (Air fare , Hotel Bills and Local transport from PUNE to MUMBAI) LMC sanction dt 04/12/20		79522.00
2019-20	Vaishali Angal	Registration charges for SPPU conference 2020 dt 23rd & 24th Feb		2500.00
2019-20	Ms Shubhada Kamlapurkar	South Asia Conference hosted by University of Wisconsin, USA, Paper presentation in USA.		50000.00
2019-20	Prajakta Kulkarni	Travel from PUNE to Mumbai and return for material directory workshop organised by BEE 326 km * 6		1956.00
2019-20	Namrata Dhamankar	Travelling exp to attend Urban Thinkers Campus titled		8182.00
2019-20	Anupama Khatavkar	Renting of Motor Cab(4419*5% GST) & Services Fee (780*18% GST)_ENV, Fly By Cabs		6090.00
2019-20	Anupama Khatavkar	Paper Presentation at cape Town,south Africa for SER conference registration ,SER stay / hotel booking (mumbai/Cape town)		27442.00
2019-20	Prajakta Kulkarni	Confederation of indian Industry bill no 4594 dt 27/02/2020 for training Program on Energy Efficiency		12000.00
2019-20	Swati Sahasrabudhe	Foundation Training Programme in Ecological Restoration (FTPPER) for SER.		1826.00
2020-21	Sayali Andhare	Contribution for National Design Competition 2020 Kaarwan Eduventures Pvt ltds		4000.00
2020-21	BCC	Registration fees for attending workshop by B. Arch Staff		2000.00
2021-22	Mahesh Bangad	Registration and Payment for COA TTP at MITCOA (10th to 13th May 2021) "Traditional Indian Knowledge Systems"		3000.00
2021-22	Mahesh Bangad	BEGINUP RESEARCH INTELLIGENCE PRIVATE LIMITED agnst inv no. 410 dt 17/05/2021 towards CONFERENCE FEES FOR ARCHITECTURE & INTERIOR DESIGN CONFERENCE 2021, BANGALORE		26000.00
2021-22	Vaishali Anagal	Registration fees for TTP training for Council of Architecture from 18th May to 21st May 2021		3000.00
2021-22	Poorva Kulkarni	Registration fees for TTP training for Council of Architecture from 18th May to 21st May 2021		3000.00
2021-22	Deva Prasad	Registration fees for TTP training for Council of Architecture from 18th May to 21st May 2021		3000.00
2021-22	For 16 Faculties (For Details refer 6.3.3)	Registraton fees for TRC for the period August 2021 to August 2022(16 Faculty * 3000) Rs. 48000 payable but TDS rece Rs. 15000 so 33000/- paid (5 month prepaid From April 22 to August 22JV 55 Dt 30.09.2019 regarding Amounts receivable		28000.00
2021-22	COE (Council of Architecture)	Registration fee (Teachers Training Program for the period August 2021 to August 2022) Total payable amount 48000 -33000= 15000 TDS deducted.		33000.00
2021-22	Vaishali Angal	Registration fee of TTP competition . (Presentation at tow days online national conference Subject Engrossed paradigm towards architectural research 2021 at Trinity college of Arch Pune.)		2000.00
2021-22	Refer report of Training for Stress Management for Teaching Staff	Stress Management Training organised by MKSS's Skill Development held on 30th May 2021 duration 2 hrs per day Participant 25 . against bill no 05/2021-22 dated 22.9.2021.		12500.00
2021-22	Vaishali Angal	Registraion fee for training program titled "statistics in Architectural Research " under DROP (Doctoral Research Orientation Program) from 16 to 20 August 2021 from 3 pm to 5.15 pm. Ch No 621324.		500.00
2021-22	Mrs Asmita Joshi	Registration Charges of ISOLA National Conference 2022 hydrabad held on 11th, 12th & 13th Feb 2022.		2300.00
2021-22	Deva Prasad	Qbrick Lab for Razorpay Transcation Reference no. Hefwsl10XtKGmM Registration for Faculty Devepment Programmne.		10499.00
2021-22	Geeta Nagarkar	Dt 17/03/2022 International Conference on Sustainable Cities at Banglore From 23 rd MArch to 25 th March 2022 Rs. 10000/- & Seminar Charges Rs. 19606/- (\$250) for International Conference on Sustainable Architecture - Human Cities (Bangalore) Remburse amt		19606.00
2021-22	Swati Sahasrabudhe,	Council of Architecture Online Teachers Training Programme 22 to 25 feb 2022 time		3000.00
2021-22	Neha Adkar	Council of Architecture Online Teachers Training Programme 22 to 25 feb 2022 time		3000.00
2021-22	Aumpama Khatavkar	Council of Architecture Online Teachers Training Programme 22 to 25 feb 2022 time		3000.00
2022-23	Raghavan Koli	Honorarium charges paid for motivational lecture for all Teaching and Non Teaching staff and motivational lecture taken for FY B.Arch - The blue print of Success dt 20/05/2022		2000.00
2022-23	Amita Pradhan	Registration fees for One Week Faculty Development program 23 rd to 29th June 2022		700.00
2022-23	Neha Joshi	Registration fees for ICSEEGT 2022		7000.00
2022-23	Rutva Holidays	Air booking charges from NBO - BOM for Nidhi Dixit for visit to Kenya Institute of Sustainability and Dev studies co leading india Flying Labs with Processing fee and CDC approval booking for 10th Oct 2022 (for SDA)		68414.00

6.3.2 Percentage of teachers provided with financial support to attend conferences/workshop and towards membership fee of professional bodies during the last five years

Year	Name of teacher	Name of conference/ workshop attended for which financial support provided	Name of the professional body for which membership fee is provided	Amount of support received (in INR)
2022-23	Asmita Joshi	Air booking charges from NBO - BOM dt 29/09/2022 for Asmita Divekar to visit Institute of Susta and dev studies for agreement for co leading India Flying Labs CDC (Rutva Holidays)		69256.00
2022-23	For 16 Faculties (For Details refer 6.3.3)	Registration fees for conducting Teacher Training Program by COA for the period Sept 2022 to Aug 2023 for 16 Teachers * 1500 = 24000		24000.00
2022-23	Mahesh Bangad	Attending the Archiving workshop at CEPT Ahmdabad organised by ICOMOS (Travel+ Hotel exp)		12022.00
2022-23	Mahesh Bangad	Food and meals for workshop at CEPT Ahmedabad dt 30/09/2022		3673.00
2022-23	Shailesh Kasande	Remuneration charges for guest Lecture taken for Faculties for 5 days on NIRF, NBA and NAAC		5000.00
2022-23	Mahesh Bangad	Attending the Pratyasha Event By COA on 6th Novemeber 2022 (Air fare + local conveyance)		17621.00
2022-23	Sourabh Marathe	Refund of money paid for COA TTP program 2022-23 registration fees		3000.00
2022-23	Nishigandha Sakhardanded	Refund of money paid for COA TTP program 2022-23 registration fees		3000.00
2022-23	Namrata Dhamankar	Registration for paper presentation online at University of Bath in building simulation and optimization conference 2022 for Sayali Andhare mam 50pounds * 96.88 INR as per conversion rate and for Namarta Dhamankar 10 Pound * 100 INR as per Conversion rate dt 07/12/22 (paid by Namrata so reimburse)		5844.00
2022-23	Sayali Andhare	Registration fee for architects conference organised by Bamboo Society of India and COA dt 9th and 10th Dec 2022.		1500.00
2022-23	Sujata Mehta	Attending International Conference ICSECT 23,Lisbon,Portugal & Presenting paper.		75000.00
2022-23	Vaishai Angal	Attending the TTP		3000.00
2022-23	Kanchan Anturkar	Paper presentation at Banglore (International conference on 24/25/March)as per circular dated 17/1/2020		2850.00
2022-23	2020-23	Being Expenses for the year 2020-23 booked		20000.00
2022-23	Swati Sahashrabuddhe	Fee for Eclax Conference in Ljubljana for Conference Registration Fees charges (Landscape Dept).		4000.00
Financial Aid provided for Institutional Membership				
2018-2021	Intitutional Membership covering 72 faculty members		Pune Construction Engineering Research Foundation, PCERF Membership	5900 per year
2021-2024	Intitutional Membership covering 72 faculty members		Pune Construction Engineering Research Foundation, PCERF Membership	5900 per year
2021-2024	Intitutional Membership covering 72 faculty members		MASA, Maharashtra Association of Schools of Architecture, Membership	10000 per year
2018-2021	Intitutional Membership covering 72 faculty members		IGBC, Indian Green Building Council - Maharashtra Chapters, Membership	2704.00 per year
2021-2024	Intitutional Membership covering 72 faculty members		IGBC, Indian Green Building Council - Maharashtra Chapters, Membership	2704.00 per year
2021-2031	Intitutional Membership covering 72 faculty members		Indian National Trust for Art and Cultural Heritage, INTACH, Membership	10000 lifetime
2023-2026	Shubhada Kamalapurkar		Architects Engineers And Surveyors Association, AESA	
2023-2026	Shruti Joshi		Architects Engineers And Surveyors Association, AESA	
2023-2026	Sharvey Dhongde		Architects Engineers And Surveyors Association, AESA	
2023-2026	Meera Shirolkar		Architects Engineers And Surveyors Association, AESA	
2023-2026	Chetan Sahasrabudhe		Architects Engineers And Surveyors Association, AESA	
2023-2026	Vaishali Anagal		Architects Engineers And Surveyors Association, AESA	
2023-2026	Poorva Kulkarni		Architects Engineers And Surveyors Association, AESA	
2023-2026	Aarti Verma		Architects Engineers And Surveyors Association, AESA	
2023-2026	Madhuri Zite		Architects Engineers And Surveyors Association, AESA	
2023-2026	Dharati Wankhade		Architects Engineers And Surveyors Association, AESA	
2023-2026	Asmita Joshi		Architects Engineers And Surveyors Association, AESA	
2023-2026	Vaishali Latkar		Architects Engineers And Surveyors Association, AESA	
2023-2026	Devaprasad		Architects Engineers And Surveyors Association, AESA	
2023-2026	Smita Ogale		Architects Engineers And Surveyors Association, AESA	
2023-2026	Sayali Andhare		Architects Engineers And Surveyors Association, AESA	

6.3.2 Percentage of teachers provided with financial support to attend conferences/workshop and towards membership fee of professional bodies during the last five years

Year	Name of teacher	Name of conference/ workshop attended for which financial support provided	Name of the professional body for which membership fee is provided	Amount of support received (in INR)
2023-2026	Geeta Nagarkar		Architects Engineers And Surveyors Association, AESA	100000
2023-2026	Amruta Barve		Architects Engineers And Surveyors Association, AESA	
2023-2026	Sayali Kulkarni		Architects Engineers And Surveyors Association, AESA	
2023-2026	Surabhi Gadkari		Architects Engineers And Surveyors Association, AESA	
2023-2026	Sourabh Marathe		Architects Engineers And Surveyors Association, AESA	
2023-2026	Kanchan Atnurkar		Architects Engineers And Surveyors Association, AESA	
2023-2026	Yash Joshi		Architects Engineers And Surveyors Association, AESA	
2023-2026	Amruta Garud		Architects Engineers And Surveyors Association, AESA	
2023-2026	Siddhi Joshi		Architects Engineers And Surveyors Association, AESA	
2023-2026	Nilima Dhamal		Architects Engineers And Surveyors Association, AESA	
2023-2026	Ketaki Kadam		Architects Engineers And Surveyors Association, AESA	
2023-2026	Avanti Bambawale		Architects Engineers And Surveyors Association, AESA	
2023-2026	Shweta Albal		Architects Engineers And Surveyors Association, AESA	
2023-2026	Mandar Athavale		Architects Engineers And Surveyors Association, AESA	
2023-2026	Pooja Ghorpade		Architects Engineers And Surveyors Association, AESA	
2023-2026	Bhagyashree Chutake		Architects Engineers And Surveyors Association, AESA	
2023-2026	Shruti Ramtirthakar		Architects Engineers And Surveyors Association, AESA	
2023-2026	Siddhi Pawar		Architects Engineers And Surveyors Association, AESA	
2023-2026	Swapnil Gawande		Architects Engineers And Surveyors Association, AESA	
2023-2026	Neeraja Hingne		Architects Engineers And Surveyors Association, AESA	
2023-2026	Sanket Jain		Architects Engineers And Surveyors Association, AESA	
2023-2026	Rahul Chutake		Architects Engineers And Surveyors Association, AESA	
2023-2026	Kaushik Sardesai		Architects Engineers And Surveyors Association, AESA	
2023-2026	Kshitija Kolhatkar		Architects Engineers And Surveyors Association, AESA	
2023-2026	Chaitanya Peshwe		Architects Engineers And Surveyors Association, AESA	
2023-2026	Sudhanva Kolhatkar		Architects Engineers And Surveyors Association, AESA	
2023-2026	Sujata Melta		Architects Engineers And Surveyors Association, AESA	
2023-2026	Anita Khandekar		Architects Engineers And Surveyors Association, AESA	
2023-2026	Sujata Karve		Architects Engineers And Surveyors Association, AESA	
2023-2026	Swati Sahasrabudhe		Architects Engineers And Surveyors Association, AESA	
2023-2026	Dhanashree Sardeshpande		Architects Engineers And Surveyors Association, AESA	
2023-2026	Dhruv Chandwania		Architects Engineers And Surveyors Association, AESA	
2023-2026	Prajakta Dalal Kulkarni		Architects Engineers And Surveyors Association, AESA	
2023-2026	Anupama Khataavkar		Architects Engineers And Surveyors Association, AESA	
2023-2026	Supriya Dhamale		Architects Engineers And Surveyors Association, AESA	

B.N.College of Architecture No.42

Karve Nagar
Pune 411052

Trial Balance

1-Apr-2018 to 31-Mar-2019

Page 1

Particulars	Opening Balance	Transactions		Closing Balance
		Debit	Credit	
Capital Account	5,48,50,076.73 Cr	16,81,985.08	95,15,701.93	6,26,83,793.58 Cr
Depreciation Fund	5,29,85,001.04 Cr	11,85,674.50	87,16,355.93	6,05,15,682.47 Cr
<i>Depreciation Fund on DIK</i>	20,06,431.90 Cr		2,70,253.55	22,76,685.45 Cr
<i>Depreciation Fund on Govt. Grant</i>	5,80,785.00 Cr		68,215.90	6,49,000.90 Cr
<i>Depreciation Fund on Own Asset</i>	4,69,31,047.19 Cr	11,85,674.50	81,88,585.35	5,39,33,958.04 Cr
<i>Depreciation Fund on Vikas Nidhi</i>	54,941.00 Cr			54,941.00 Cr
<i>Depreciation Fund Specific Donation</i>	34,11,795.95 Cr		1,89,301.13	36,01,097.08 Cr
Non Current Liabilities	18,65,075.69 Cr	4,96,310.58	7,99,346.00	21,68,111.11 Cr
<i>Non Recurring DIK Utilised</i>	2,79,555.10 Cr	2,38,793.55	7,82,563.00	8,23,324.55 Cr
<i>Non Recurring Grants Utilised</i>	2,13,904.50 Cr	68,215.90	16,783.00	1,62,471.60 Cr
<i>Non Recurring Specific Donation Utilised</i>	13,71,616.09 Cr	1,89,301.13		11,82,314.96 Cr
Current Liabilities	1,60,26,506.00 Cr	3,92,40,424.98	3,79,98,603.50	1,47,84,684.52 Cr
Duties & Taxes	2,01,418.00 Cr	61,61,634.00	62,38,194.00	2,77,978.00 Cr
GST		89,484.00	91,910.00	2,426.00 Cr
CGST		44,742.00	45,955.00	1,213.00 Cr
SGST		44,742.00	45,955.00	1,213.00 Cr
TDS	2,01,418.00 Cr	60,72,150.00	61,46,284.00	2,75,552.00 Cr
<i>TDS on Contractor</i>	21,788.00 Cr	1,49,663.00	1,44,832.00	16,957.00 Cr
<i>TDS on Professional Fees</i>	1,79,630.00 Cr	8,51,447.00	9,30,412.00	2,58,595.00 Cr
<i>TDS on Salary</i>		50,71,040.00	50,71,040.00	
Deposits From Others	2,42,537.00 Cr	4,310.00	4,27,313.00	6,65,540.00 Cr
<i>Security Deposit From Suppliers</i>	2,42,537.00 Cr	4,310.00	4,27,313.00	6,65,540.00 Cr
Deposits From Students	23,40,500.00 Cr	2,78,500.00	3,57,000.00	24,19,000.00 Cr
<i>Caution Money Deposit</i>	5,42,000.00 Cr	61,000.00	88,000.00	5,69,000.00 Cr
<i>Library Deposit</i>	17,98,500.00 Cr	2,17,500.00	2,69,000.00	18,50,000.00 Cr
Indirect Receipts & Payments	5,491.00 Cr	57,37,354.00	57,32,704.00	841.00 Cr
Salary Deductions	5,491.00 Cr	57,37,354.00	57,32,704.00	841.00 Cr
<i>Bhau-Beej Nidhi</i>	4,650.00 Cr	8,375.00	3,725.00	
<i>Credit Co-Op Society</i>		38,50,382.00	38,50,382.00	
<i>Electricity Recovery</i>		1,33,860.00	1,33,860.00	
<i>House Rent Recovery</i>		1,00,908.00	1,00,908.00	
<i>LIC/ Postal RD</i>		2,06,262.00	2,06,262.00	
<i>Mediclaime</i>		79,300.00	79,300.00	
<i>Other Deduction</i>	841.00 Cr			841.00 Cr
<i>Profession Tax</i>		2,64,000.00	2,64,000.00	
<i>Provident Fund - Employee's Contri</i>		10,94,267.00	10,94,267.00	
Non Recurring Grants Unutilised		16,783.00	17,000.00	217.00 Cr
<i>BCUD Grant-Non Recurring Unutilised</i>		16,783.00	17,000.00	217.00 Cr
Other Current Liabilities	1,28,71,959.00 Cr	1,47,40,182.48	1,20,22,890.00	1,01,54,666.52 Cr
<i>Alumnae Association</i>	1,95,157.77 Cr	1,02,762.00		92,395.77 Cr
<i>Amounts Payable</i>	5,704.00 Cr	5,704.00	3,735.00	3,735.00 Cr
<i>Fee Refundable</i>	16,13,175.75 Cr	32,24,381.00	30,59,597.00	14,48,391.75 Cr
<i>Provision For Expenses</i>	68,87,792.48 Cr	69,06,152.48	86,24,098.00	86,05,738.00 Cr
<i>Provision For Gratuity</i>	35,75,113.00 Cr	35,75,113.00		
<i>Provision For leave Encashment</i>	5,90,610.00 Cr	5,90,610.00		
<i>Staff Contingency Fund</i>		7,230.00	7,230.00	
<i>Stale Cheque</i>	4,406.00 Cr	3,28,230.00	3,28,230.00	4,406.00 Cr
Recurring Grants Unutilised	52,970.00 Cr	52,956.00	1,06,096.00	1,06,110.00 Cr
<i>AICTE Grant-Recurring Unutilised</i>			50,000.00	50,000.00 Cr
<i>BCUD Grant- Recurring Unutilised</i>	52,970.00 Cr	52,956.00	56,096.00	56,110.00 Cr

Carried Over



7,08,76,582.73 Cr 4,09,22,410.06 4,75,14,305.43 7,74,68,478.10 Cr

Trial Balance : 1-Apr-2018 to 31-Mar-2019

Particulars	Opening Balance	Transactions		Closing Balance
		Debit	Credit	
Brought Forward	7,08,76,582.73 Cr	4,09,22,410.06	4,75,14,305.43	7,74,68,478.10 Cr
Schoarships & Freeships	1,31,534.00 Cr	94,77,127.50	1,02,86,828.50	9,41,235.00 Cr
Other Schoarships		4,53,306.00	6,28,192.50	1,74,886.50 Cr
EBC Scholarships		4,53,306.00	6,28,192.50	1,74,886.50 Cr
Samaj Kalyan Scholarships & Freeships	1,31,534.00 Cr	89,72,594.50	96,07,409.00	7,66,348.50 Cr
Samaj Kalyan (Excess Amt Received)	1,31,534.00 Cr	89,72,594.50	96,07,409.00	7,66,348.50 Cr
Interest on Endowment Scholarship		51,227.00	51,227.00	
University / Board Payments		24,96,580.00	24,96,580.00	
Eligibility Fees Payable		1,06,200.00	1,06,200.00	
Payable Eligibility Fees -UG		1,06,200.00	1,06,200.00	
Exam Fees Payable		23,80,880.00	23,80,880.00	
Payable F.Y.Exam Fees		3,61,625.00	3,61,625.00	
Payable L.Y.Exam Fees		9,58,280.00	9,58,280.00	
Payable S.Y.Exam Fees		5,15,025.00	5,15,025.00	
Payable T.Y. Exam Fees		5,45,950.00	5,45,950.00	
Photocopy Fees Payable		1,770.00	1,770.00	
Payable S.Y.Exam Photocopy Fees		1,770.00	1,770.00	
Revaluation Fees Payable		7,730.00	7,730.00	
Payable F.Y.Revaluation Fees		690.00	690.00	
Payable S.Y.Revaluation Fees		4,280.00	4,280.00	
Payable T.Y.Revaluation Fees		2,760.00	2,760.00	
Specific Donation Unutilised-Recurring	1,80,097.00 Cr	2,74,998.00	3,13,998.00	2,19,097.00 Cr
Fixed Assets	8,77,17,109.31 Dr	1,24,78,536.63	12,28,860.50	9,89,66,785.44 Dr
Fixed Assets-DIK	22,85,987.00 Dr	8,14,023.00		31,00,010.00 Dr
Computer-DIK	11,92,482.00 Dr			11,92,482.00 Dr
Office / Other Computers (DIK)	11,92,482.00 Dr			11,92,482.00 Dr
Equipment - DIK	4,03,979.00 Dr	7,78,270.00		11,82,249.00 Dr
Office/ Other Equipments (DIK)	4,03,979.00 Dr	7,78,270.00		11,82,249.00 Dr
Library Books -DIK	5,51,102.00 Dr	35,753.00		5,86,855.00 Dr
Library Books General (DIK)	5,11,142.00 Dr	35,753.00		5,46,895.00 Dr
Library C.D. (DIK)	39,960.00 Dr			39,960.00 Dr
Furniture & Fixtures -(DIK)	1,38,424.00 Dr			1,38,424.00 Dr
Fixed Assets-Grant	7,94,689.00 Dr	16,783.00		8,11,472.00 Dr
Computers- Grant	1,33,408.00 Dr			1,33,408.00 Dr
Computer Lab Computers (Grant)	1,00,000.00 Dr			1,00,000.00 Dr
Office / Other Computers (Grant)	33,408.00 Dr			33,408.00 Dr
Equipment- Grant	3,48,595.00 Dr			3,48,595.00 Dr
Computer Lab Equipments (Grant)	22,592.00 Dr			22,592.00 Dr
Office/ Other Equipments (Grant)	3,26,003.00 Dr			3,26,003.00 Dr
Library Books - Grant	3,12,686.00 Dr	16,783.00		3,29,469.00 Dr
Library Books General (Grant)	3,12,686.00 Dr	16,783.00		3,29,469.00 Dr
Fixed Assets-Own	7,98,53,021.81 Dr	1,16,47,730.63	12,28,860.50	9,02,71,891.94 Dr
Computers-Own	2,77,65,176.60 Dr	33,48,142.00	10,41,738.00	3,00,71,580.60 Dr
Computer Lab Computers (Own)	35,21,392.00 Dr			35,21,392.00 Dr
Office / Others Computers (Own)	2,42,43,784.60 Dr	33,48,142.00	10,41,738.00	2,65,50,188.60 Dr
Equipment -Own	1,76,39,972.40 Dr	16,55,526.65	1,09,692.00	1,91,85,807.05 Dr
Civil Lab Equipments (Own)	2,11,378.00 Dr			2,11,378.00 Dr
Computer Lab Equipments (Own)	44,61,790.00 Dr			44,61,790.00 Dr
Electrical Lab Equipments (Own)	1,40,222.00 Dr			1,40,222.00 Dr
Office/ Other Equipments(Own)	1,28,26,582.40 Dr	16,55,526.65	1,09,692.00	1,43,72,417.05 Dr
Library Books -Own	89,65,740.24 Dr	5,36,961.00		95,02,701.24 Dr
Library Books General (Own)	71,46,345.24 Dr	5,36,961.00		76,83,306.24 Dr
Library Books -P.G. Course (Own)	17,69,348.00 Dr			17,69,348.00 Dr
Library C.D. (Own)	50,047.00 Dr			50,047.00 Dr
Carried Over	1,68,40,526.58 Dr	5,34,00,946.69	4,87,43,165.93	2,14,98,307.34 Dr

Carried Over



Particulars	Opening Balance	Transactions		Closing Balance
		Debit	Credit	
Brought Forward	1,68,40,526.58 Dr	5,34,00,946.69	4,87,43,165.93	2,14,98,307.34 Dr
<i>Furniture & Fixtures (Own)</i>	2,54,82,132.57 Dr	57,66,217.98	77,430.50	3,11,70,920.05 Dr
<i>Terrace Shed (Own)</i>		3,40,883.00		3,40,883.00 Dr
Fixed Assets-SD	47,83,411.50 Dr			47,83,411.50 Dr
<i>Computers-Specific Donation</i>	21,52,859.00 Dr			21,52,859.00 Dr
<i>Office / Other Computers (SD)</i>	21,52,859.00 Dr			21,52,859.00 Dr
<i>Equipment -Specific Donation</i>	18,67,809.00 Dr			18,67,809.00 Dr
<i>Computer Lab Equipments (SD)</i>	3,15,579.00 Dr			3,15,579.00 Dr
<i>Office/ Other Equipments (SD)</i>	15,52,230.00 Dr			15,52,230.00 Dr
<i>Library Books -Specific Donation</i>	1,78,280.00 Dr			1,78,280.00 Dr
<i>Library Books General (SD)</i>	1,57,907.00 Dr			1,57,907.00 Dr
<i>Library Books -P.G. Course (SD)</i>	20,373.00 Dr			20,373.00 Dr
<i>Furniture & Fixtures - (SD)</i>	5,84,463.50 Dr			5,84,463.50 Dr
Current Assets	4,06,41,711.30 Dr	26,15,90,398.31	27,44,00,749.25	2,78,31,360.36 Dr
<i>Deposits (Asset)</i>	23,296.00 Dr	17,70,023.60		17,93,319.60 Dr
<i>Deposits- Electricity</i>	18,370.00 Dr			18,370.00 Dr
<i>Deposits- Telephone</i>	4,926.00 Dr			4,926.00 Dr
<i>Deposits To Others</i>		17,70,023.60		17,70,023.60 Dr
<i>Loans & Advances (Asset)</i>	1,02,750.00 Dr	16,56,405.00	16,51,030.00	1,08,125.00 Dr
<i>Advance to Staff</i>	1,02,750.00 Dr	3,96,775.00	3,91,400.00	1,08,125.00 Dr
<i>Advance for Expenses to Staff</i>		65,150.00	65,150.00	
<i>Diwali Advance</i>	1,02,750.00 Dr	3,31,625.00	3,26,250.00	1,08,125.00 Dr
<i>Advance to Supplier</i>		12,59,630.00	12,59,630.00	
<i>Advance to Supplier</i>		12,59,630.00	12,59,630.00	
<i>Cash-in-hand</i>	1,046.00 Dr	4,83,337.00	4,83,881.00	502.00 Dr
<i>Cash In Hand</i>	1,046.00 Dr	4,82,092.00	4,82,591.00	547.00 Dr
<i>Revenue Stamp</i>		1,245.00	1,290.00	45.00 Cr
Bank Accounts	12,48,286.32 Dr	24,34,50,763.67	24,37,07,042.77	9,92,007.22 Dr
<i>Axis Bank A/c No.63167</i>	1,57,708.97 Dr	1,22,34,197.00	1,22,80,183.26	1,11,722.71 Dr
<i>Bank Of Maha A/c No.23472</i>	1,40,053.76 Dr	1,57,39,340.00	1,56,06,322.66	2,73,071.10 Dr
<i>Bhagini Bank A/c No.413</i>	2,26,256.75 Dr	3,71,000.00	5,95,460.00	1,796.75 Dr
<i>Bhagini Nivedita CB A/c No.20</i>	3,82,775.91 Dr	8,77,60,768.64	8,77,98,020.70	3,45,523.85 Dr
<i>HDFC A/c No.00046</i>	72,654.37 Dr	8,27,32,201.00	8,27,00,260.25	1,04,595.12 Dr
<i>SBI CB A/c No.35075</i>	38,060.50 Dr	2,27,000.00	2,56,421.90	8,638.60 Dr
<i>Syndicate Bank A/c No.15869</i>	69,462.05 Dr	3,68,72,929.72	3,68,71,733.00	70,658.77 Dr
<i>Syndicate Bank A/c No.16542</i>	1,61,314.01 Dr	75,13,327.31	75,98,641.00	76,000.32 Dr
Fees Receivable	3,78,23,657.00 Dr	1,18,21,009.50	2,66,07,372.00	2,30,37,294.50 Dr
<i>Fees Receivable From Samaj Kalyan</i>	3,48,20,458.00 Dr	1,14,56,377.50	2,47,17,018.00	2,15,59,817.50 Dr
<i>FY Fees Receivable From Samaj Kalyan</i>	1,27,98,020.00 Dr	30,74,393.75	77,63,855.00	81,08,558.75 Dr
<i>IV Fees Receivable From Samaj Kalyan</i>	50,55,802.00 Dr	17,01,492.75	37,66,976.00	29,90,318.75 Dr
<i>LY Fees Receivable From Samaj Kalyan</i>	32,41,037.00 Dr	16,68,086.00	24,61,213.00	24,47,910.00 Dr
<i>SY Fees Receivable From Samaj Kalyan</i>	74,12,912.00 Dr	27,37,857.50	54,87,405.00	46,63,364.50 Dr
<i>TY Fees Receivable From Samaj Kalyan</i>	63,12,687.00 Dr	22,74,547.50	52,37,569.00	33,49,665.50 Dr
<i>Fees Receivable From Students</i>	30,03,199.00 Dr	3,64,632.00	18,90,354.00	14,77,477.00 Dr
<i>FY Fees Receivable From Students</i>	1,18,346.00 Dr	8,205.00	15,084.00	1,11,467.00 Dr
<i>IV Fees Receivable From Student</i>	8,86,401.00 Dr	2,11,641.00	7,66,849.00	3,31,193.00 Dr
<i>LY Fees Receivable From Students</i>	8,52,831.00 Dr	1,01,239.00	5,65,709.00	3,88,361.00 Dr
<i>SY Fees Receivable From Students</i>	2,94,235.00 Dr	43,547.00	73,277.00	2,64,505.00 Dr
<i>TY Fees Receivable From Students</i>	8,51,386.00 Dr		4,69,435.00	3,81,951.00 Dr
Other Current Assets	10,571.00 Dr	68,003.00	5,340.00	73,234.00 Dr
<i>Amounts Receivable</i>	10,571.00 Dr	68,003.00	5,340.00	73,234.00 Dr
TDS Receivable	66,460.00 Dr	26,950.00	93,410.00	
<i>TDS Receivable</i>	66,460.00 Dr	26,950.00	93,410.00	

Carried Over

5,74,82,237.88 Dr 31,49,91,345.00 32,31,43,915.18 4,93,29,667.70 Dr



Particulars	Opening Balance	Transactions		Closing Balance
		Debit	Credit	
Brought Forward	5,74,82,237.88 Dr	31,49,91,345.00	32,31,43,915.18	4,93,29,667.70 Dr
University/ Board Exam Exps Receivable	1,25,049.50 Dr	6,97,547.00	6,12,078.00	2,10,518.50 Dr
Univ. Exam Exp. Receivable: 1st Term Current Yr	1,13,215.50 Dr	3,42,719.00	2,45,416.00	2,10,518.50 Dr
Univ. Exam Exp. Receivable: 2nd Term Current Yr	11,834.00 Dr	3,35,364.00	3,47,198.00	
Univ. Exam Exp. Receivable: Last Yr.		19,464.00	19,464.00	
Prepaid Expenses	12,40,595.48 Dr	16,16,359.54	12,40,595.48	16,16,359.54 Dr
Branch / Divisions	14,52,69,152.30 Cr	6,55,34,655.68	9,54,57,517.17	17,51,92,013.79 Cr
ITC Claim	39,479.00 Dr	1,29,024.00	1,68,503.00	
ITC Claim (CGST)	19,567.00 Dr	64,480.00	84,047.00	
ITC Claim (IGST)	345.00 Dr	64.00	409.00	
ITC Claim (SGST)	19,567.00 Dr	64,480.00	84,047.00	
BNCA Consultancy Cell		6,15,573.00	3,37,244.00	2,78,329.00 Dr
B.N.College of Architecture, CAID No.43		2,86,350.00	2,86,350.00	
B.N.College of Architecture, MArch No.135	1,02,35,386.40 Dr	28,80,775.28	28,52,745.64	1,02,63,416.04 Dr
M.K.S.S.S.	15,55,44,017.70 Cr	6,16,22,933.40	9,18,12,674.53	18,57,33,758.83 Cr
Direct Incomes		20,16,548.00	10,12,21,144.50	9,92,04,596.50 Cr
Fees		20,16,548.00	10,12,21,144.50	9,92,04,596.50 Cr
FY Fees		9,75,209.00	2,39,91,170.55	2,30,15,961.55 Cr
F.Y. Development Fund		91,315.00	21,78,515.00	20,87,200.00 Cr
F.Y.Tuition Fees		8,47,958.00	2,17,20,759.55	2,08,72,801.55 Cr
F.Y.University Fee		35,936.00	91,896.00	55,960.00 Cr
IV YR. BArch Fees		1,68,959.00	1,76,81,583.55	1,75,12,624.55 Cr
IV.Y. Development Fund (BArch)		56,388.00	16,43,864.00	15,87,476.00 Cr
IV.Y. Tuition Fee (BArch)		86,284.00	1,59,55,669.55	1,58,69,385.55 Cr
IV.Y. University Fee (BArch)		26,287.00	82,050.00	55,763.00 Cr
LY Fees		1,43,362.00	1,80,30,956.00	1,78,87,594.00 Cr
L.Y.Development Fund		50,810.00	16,61,663.00	16,10,853.00 Cr
L.Y. Tuition Fees		65,227.00	1,62,83,414.00	1,62,18,187.00 Cr
L.Y.University Fee		27,325.00	85,879.00	58,554.00 Cr
SY Fees		1,96,331.00	2,13,76,797.00	2,11,80,466.00 Cr
S.Y.Development Fund		96,728.00	20,16,833.00	19,20,105.00 Cr
S.Y.Tuition Fees		71,002.00	1,92,71,897.00	1,92,00,895.00 Cr
S.Y.University Fee		28,601.00	88,067.00	59,466.00 Cr
TY Fees		5,32,687.00	2,01,40,637.40	1,96,07,950.40 Cr
T.Y.Development Fund		1,74,544.00	19,50,292.00	17,75,748.00 Cr
T.Y.Tuition Fees		3,27,273.00	1,80,98,996.40	1,77,71,723.40 Cr
T.Y.University Fee		30,870.00	91,349.00	60,479.00 Cr
Direct Expenses		8,96,20,726.00	44,98,171.00	8,51,22,555.00 Dr
Educational Expenses		1,36,99,596.00	3,30,780.00	1,33,68,816.00 Dr
Departmental Expenses		2,77,038.00	2,63,866.00	13,172.00 Dr
Exam Expenses		38,503.00	36,800.00	1,703.00 Dr
Library Expenses		2,100.00		2,100.00 Dr
Workshop Expenses		2,36,435.00	2,27,066.00	9,369.00 Dr
Direct Expenses For Students		40,33,594.00	32,587.00	40,01,007.00 Dr
Admission Processing Fee Expenses		61,600.00		61,600.00 Dr
Educational Tours Expenses		2,03,002.00	672.00	2,02,330.00 Dr
Education Fair Expenses		11,52,000.00		11,52,000.00 Dr
Gathering Expenses		10,34,672.00	23,293.00	10,11,379.00 Dr
Medical Charges Paid		12,262.00		12,262.00 Dr
Sports Expenses		1,30,058.00	8,622.00	1,21,436.00 Dr
Student Activity Expenses		4,80,000.00		4,80,000.00 Dr
Student Facility Expenses		9,60,000.00		9,60,000.00 Dr

Carried Over

8,77,86,914.42 Cr 47,21,63,274.68 52,43,20,747.85 13,99,44,387.59 Cr



Particulars	Opening Balance	Transactions		Closing Balance
		Debit	Credit	
Brought Forward	8,77,86,914.42 Cr	47,21,63,274.68	52,43,20,747.85	13,99,44,387.59 Cr
Professional Charges		90,70,964.00	34,327.00	90,36,637.00 Dr
Conveyance, Travel & Accom. Exp of Visiting Faculty		22,736.00	104.00	22,632.00 Dr
Honorarium Paid		1,00,854.00		1,00,854.00 Dr
Professional Charges of Visiting Faculty		89,47,374.00	34,223.00	89,13,151.00 Dr
University / Board Related		3,18,000.00		3,18,000.00 Dr
Affiliation Fee Paid		3,00,000.00		3,00,000.00 Dr
University Committee Expenses		18,000.00		18,000.00 Dr
Other Direct Expenses		14,769.00	16.00	14,753.00 Dr
Advertisement Expenses		14,769.00	16.00	14,753.00 Dr
Salaries & Wages		7,59,06,361.00	41,67,375.00	7,17,38,986.00 Dr
Non Teaching Admin Salary		1,51,71,734.00	1,480.00	1,51,70,254.00 Dr
Non Teaching Admin Salary		1,51,71,734.00	1,480.00	1,51,70,254.00 Dr
Teaching Salary		5,07,86,715.00		5,07,86,715.00 Dr
Teaching Salary		5,07,86,715.00		5,07,86,715.00 Dr
Encashment of Leave Paid		30,20,505.00	5,90,610.00	24,29,895.00 Dr
Gratuity Contribution Paid		51,80,301.00	35,75,113.00	16,05,188.00 Dr
Mediclaime Policy		3,52,018.00		3,52,018.00 Dr
P.F. Administration Charges		47,359.00		47,359.00 Dr
P.F. Administrative Charges		2,232.00		2,232.00 Dr
P.F. EDLI Contribution		45,184.00		45,184.00 Dr
Provident Fund - Employer's Contribution		10,95,128.00		10,95,128.00 Dr
Staff Improvement/ Welfare Expenses		2,05,185.00	172.00	2,05,013.00 Dr
Indirect Incomes		12,526.00	3,43,470.03	3,30,944.03 Cr
Other Income		12,526.00	3,43,470.03	3,30,944.03 Cr
Bank Interest Received			1,29,628.03	1,29,628.03 Cr
Fees Forfeited		1,694.00	1,23,349.00	1,21,655.00 Cr
Misc. Receipts		10,826.00	90,489.00	79,663.00 Cr
Rounding Off A/c		6.00	4.00	2.00 Dr
Indirect Expenses		5,36,26,949.68	11,38,532.48	5,24,88,417.20 Dr
Establishment Expenses		4,54,15,991.45	10,86,885.00	4,43,29,106.45 Dr
Office Expenses		3,22,28,681.69	5,88,374.00	3,16,40,307.69 Dr
Audit Fee		4,02,426.00	2,112.00	4,00,314.00 Dr
Bank Charges		36,789.89	9,204.00	27,585.89 Dr
Courier Expenses		18,498.00	129.00	18,369.00 Dr
Electricity Expenses		27,56,116.00		27,56,116.00 Dr
Entertainment Expenses		2,14,381.00	2.00	2,14,379.00 Dr
FRA Processing Fee		10,000.00		10,000.00 Dr
Function Expenses		28,430.00		28,430.00 Dr
Ground Maintenance Expenses		9,60,000.00		9,60,000.00 Dr
Houses Keeping Expenses		9,96,548.00	19.00	9,96,529.00 Dr
Infrastructure Facility Expenses		1,22,70,000.00		1,22,70,000.00 Dr
Insurance Expenses		1,87,050.00	1,33,723.00	53,327.00 Dr
Internet Expenses		8,69,904.00	11,746.00	8,58,158.00 Dr
Management Expenses		65,55,940.00		65,55,940.00 Dr
NAAC Expenses		4,30,031.00	29,666.00	4,00,365.00 Dr
News Papers & Periodicals Expenses		23,122.00		23,122.00 Dr
Office Expenses		73,240.00	85.00	73,155.00 Dr
Postage Expenses		1,639.00	10.00	1,629.00 Dr
Professional Membership Expenses		22,360.00		22,360.00 Dr
Rates/Taxes/Cesses Paid		11,33,983.00		11,33,983.00 Dr
Sanitation Expenses		10,15,920.00		10,15,920.00 Dr
Security Expenses		17,39,144.00		17,39,144.00 Dr
Seminar Expenses		6,32,512.00	3,76,412.00	2,56,100.00 Dr
Software Expenses		12,74,445.28	24,988.00	12,49,457.28 Dr
Subscription for Journals		65,173.00		65,173.00 Dr
Carried Over	8,77,86,914.42 Cr	52,58,02,750.36	52,58,02,750.36	8,77,86,914.42 Cr



Particulars	Opening Balance	Transactions		Closing Balance
		Debit	Credit	
Brought Forward	8,77,86,914.42 Cr	52,58,02,750.36	52,58,02,750.36	8,77,86,914.42 Cr
Telephone Expenses		25,567.00	169.00	25,398.00 Dr
Wastage Management Expenses		4,80,000.00		4,80,000.00 Dr
Website Development Expenses		5,462.52	109.00	5,353.52 Dr
Printing & Stationery		9,37,390.00	5,367.00	9,32,023.00 Dr
Binding Expenses		10,929.00	106.00	10,823.00 Dr
Printing Expenses		6,23,484.00	1,492.00	6,21,992.00 Dr
Stationary Expenses		2,70,408.00	3,567.00	2,66,841.00 Dr
Xeroxing Expenses		32,569.00	202.00	32,367.00 Dr
Repairs & Maintenance		1,21,53,657.76	4,92,042.00	1,16,61,615.76 Dr
Computer AMC Expenses		7,34,834.00	28,828.00	7,06,006.00 Dr
Equipment AMC Expenses		2,03,668.00	2,458.00	2,01,210.00 Dr
R & M - Building		32,49,696.00	2,77,634.00	29,72,062.00 Dr
R & M - Computer		5,48,682.00	10,526.00	5,38,156.00 Dr
R & M - Electrical		13,76,640.00	3,478.00	13,73,162.00 Dr
R & M - Equipment		88,966.00	1,452.00	87,514.00 Dr
R & M - Furniture & Fixture		18,29,781.00	15,668.00	18,14,113.00 Dr
R & M - Others		38,42,319.02	1,49,691.00	36,92,628.02 Dr
Software AMC Expenses		2,79,071.74	2,307.00	2,76,764.74 Dr
Travelling & Conveyance		96,262.00	1,102.00	95,160.00 Dr
Conveyance Expenses		42,561.00		42,561.00 Dr
Travelling Expenses		53,701.00	1,102.00	52,599.00 Dr
Depreciation Account		81,67,225.23		81,67,225.23 Dr
Loss/Profit on Assets Sold/Written Off		43,186.00	48,616.00	5,430.00 Cr
Prior Period Adjustments A/c		547.00	3,031.48	2,484.48 Cr
Profit & Loss A/c	8,77,86,914.42 Dr			8,77,86,914.42 Dr
Grand Total		52,58,02,750.36	52,58,02,750.36	



Principal

MKSSS's Dr. Bhanuben Nanavati
College of Architecture For Women
Karvenagar, Pune - 411 052



B.N.College of Architecture, MArch No.135

Karve Nagar

Pune 411052

Trial Balance

1-Apr-2018 to 31-Mar-2019

Page

Particulars	Opening Balance	Transactions		Closing Balance
		Debit	Credit	
Capital Account	66,68,024.60 Cr	1,24,533.70	16,49,134.60	81,92,625.50 C
Depreciation Fund	62,45,086.50 Cr	33,720.00	13,11,934.60	75,23,301.10 C
<i>Depreciation Fund on Govt. Grant</i>	6,777.60 Cr		35,978.40	42,756.00 C
<i>Depreciation Fund on Own Asset</i>	60,76,707.40 Cr	33,720.00	12,21,120.90	72,64,108.30 C
<i>Depreciation Fund Specific Donation</i>	1,61,601.50 Cr		54,835.30	2,16,436.80 C
Non Current Liabilities	4,22,938.10 Cr	90,813.70	3,37,200.00	6,69,324.40 C
<i>Non Recurring Grants Utilised</i>	15,813.60 Cr	35,978.40	3,37,200.00	3,17,035.20 C
<i>Non Recurring Specific Donation Utilised</i>	4,07,124.50 Cr	54,835.30		3,52,289.20 C
Current Liabilities	32,00,527.00 Cr	44,52,179.00	40,82,522.00	28,30,870.00 C
Duties & Taxes	21,559.00 Cr	9,80,007.00	10,46,122.00	87,674.00 C
TDS	21,559.00 Cr	9,80,007.00	10,46,122.00	87,674.00 C
<i>TDS on Contractor</i>	10,579.00 Cr	39,059.00	40,059.00	11,579.00 C
<i>TDS on Professional Fees</i>	10,980.00 Cr	77,355.00	89,470.00	23,095.00 C
<i>TDS on Salary</i>		8,63,593.00	9,16,593.00	53,000.00 C
Deposits From Students	10,60,000.00 Cr	1,70,000.00	2,80,000.00	11,70,000.00 C
<i>Caution Money Deposit</i>	10,60,000.00 Cr	1,70,000.00	2,80,000.00	11,70,000.00 C
Indirect Receipts & Payments	931.00 Cr	9,36,789.00	9,35,989.00	131.00 C
Salary Deductions	931.00 Cr	9,36,789.00	9,35,989.00	131.00 C
<i>Bhau-Beej Nidhi</i>		750.00	750.00	
<i>Credit Co-Op Society</i>		6,47,140.00	6,47,140.00	
<i>Electricity Recovery</i>		963.00	963.00	
<i>House Rent Recovery</i>		3,420.00	3,420.00	
<i>LIC/ Postal RD</i>		8,879.00	8,879.00	
<i>Mediclaime</i>		20,618.00	20,618.00	
<i>Other Deduction</i>	131.00 Cr			131.00 C
<i>Profession Tax</i>	800.00 Cr	49,450.00	48,650.00	
<i>Provident Fund - Employee's Contri</i>		2,05,569.00	2,05,569.00	
Other Current Liabilities	21,06,687.00 Cr	21,96,341.00	16,35,029.00	15,45,375.00 C
Amounts Payable	40,296.00 Cr	40,000.00	35,524.00	35,820.00 C
<i>Fee Refundable</i>	3,51,655.00 Cr	5,38,287.00	1,98,817.00	12,185.00 C
<i>Provision For Expenses</i>	12,92,958.00 Cr	12,92,958.00	13,99,128.00	13,99,128.00 C
<i>Provision For leave Encashment</i>	4,21,778.00 Cr	3,23,536.00		98,242.00 C
<i>Staff Contingency Fund</i>		1,560.00	1,560.00	
Recurring Grants Unutilised	10,000.00 Cr	320.00	10,000.00	19,680.00 C
<i>Univ. Grant-Recurring Unutilised</i>	10,000.00 Cr	320.00	10,000.00	19,680.00 C
University / Board Payments	1,350.00 Cr	39,580.00	46,240.00	8,010.00 C
Eligibility Fees Payable		38,800.00	40,550.00	1,750.00 C
<i>Payable Eligibility Fees-PG</i>		36,700.00	36,700.00	
<i>Payable Eligibility Fees-PHD</i>		2,100.00	3,850.00	1,750.00 C
Exam Fees Payable	1,350.00 Cr	780.00	3,190.00	3,760.00 C
<i>Payable F.Y.Exam Fees</i>	1,350.00 Cr		1,170.00	2,520.00 C
<i>Payable S.Y.Exam Fees</i>		780.00	2,020.00	1,240.00 C
<i>University Fee-PHD</i>			2,500.00	2,500.00 C
Specific Donation Unutilised-Recurring		1,29,142.00	1,29,142.00	
Fixed Assets	1,13,31,044.50 Dr	15,35,224.00	3,37,200.00	1,25,29,068.50 C
Fixed Assets-Grant	22,592.00 Dr	3,37,200.00		3,59,792.00 C
Equipment- Grant	22,592.00 Dr	3,37,200.00		3,59,792.00 C
<i>Office/ Other Equipments (Grant)</i>	22,592.00 Dr	3,37,200.00		3,59,792.00 C



Chartered Accountant

14,62,492.90 Dr

61,11,936.70

60,68,856.60

15,05,573.00 D

Particulars	Opening Balance	Transactions		Closing Balance
		Debit	Credit	
Brought Forward	14,62,492.90 Dr	61,11,936.70	60,68,856.60	15,05,573.00 I
Fixed Assets-Own	1,07,39,726.50 Dr	11,98,024.00	3,37,200.00	1,16,00,550.50 I
Computers-Own	15,18,319.00 Dr	8,30,438.00		23,48,757.00 I
Computer Lab Computers (Own)		8,30,438.00		8,30,438.00 I
Office / Others Computers (Own)	15,18,319.00 Dr			15,18,319.00 I
Equipment -Own	60,95,512.00 Dr	2,25,148.00	3,37,200.00	59,83,460.00 I
Office/ Other Equipments(Own)	60,95,512.00 Dr	2,25,148.00	3,37,200.00	59,83,460.00 I
Library Books -Own	20,53,264.00 Dr	1,32,467.00		21,85,731.00 I
Library Books General (Own)	20,53,264.00 Dr	1,32,467.00		21,85,731.00 I
Furniture & Fixtures (Own)	10,72,631.50 Dr	9,971.00		10,82,602.50 I
Fixed Assets-SD	5,68,726.00 Dr			5,68,726.00 I
Equipment -Specific Donation	5,48,353.00 Dr			5,48,353.00 I
Office/ Other Equipments (SD)	5,48,353.00 Dr			5,48,353.00 I
Library Books -Specific Donation	20,373.00 Dr			20,373.00 I
Library Books General (SD)	20,373.00 Dr			20,373.00 I
Current Assets	18,87,992.31 Dr	3,82,88,375.61	3,86,86,121.68	14,90,246.24 I
Deposits (Asset)		20,000.00		20,000.00 I
Deposits To Others		20,000.00		20,000.00 I
Loans & Advances (Asset)	23,250.00 Dr	1,20,700.00	1,17,700.00	26,250.00 I
Advance to Staff	23,250.00 Dr	1,20,700.00	1,17,700.00	26,250.00 I
Advance for Expenses to Staff		50,700.00	50,700.00	
Diwali Advance	23,250.00 Dr	70,000.00	67,000.00	26,250.00 I
Cash-in-hand	1,641.00 Dr	2,14,951.00	2,15,070.00	1,522.00 I
Cash In Hand	1,641.00 Dr	2,14,697.00	2,14,820.00	1,518.00 I
Revenue Stamp		254.00	250.00	4.00 I
Bank Accounts	4,27,737.31 Dr	3,68,33,864.61	3,70,68,566.68	1,93,035.24 I
Syndicate Bank A/c No.45312	4,27,737.31 Dr	3,68,33,864.61	3,70,68,566.68	1,93,035.24 I
Fees Receivable	9,26,296.00 Dr	2,39,626.00	7,75,878.00	3,90,044.00 I
Fees Receivable From Students	9,26,296.00 Dr	2,39,626.00	7,75,878.00	3,90,044.00 I
Fees Receivable from PHD Students	3,10,000.00 Dr	81,342.00	3,36,342.00	55,000.00 I
FY Fees Receivable From Students	91,751.00 Dr	5,000.00	44,784.00	51,967.00 I
SY Fees Receivable From Students	5,24,545.00 Dr	1,53,284.00	3,94,752.00	2,83,077.00 I
Other Current Assets	5,08,907.00 Dr	8,59,234.00	5,08,907.00	8,59,234.00 I
Amounts Receivable		1,876.00		1,876.00 I
Prepaid Expenses	5,08,907.00 Dr	8,57,358.00	5,08,907.00	8,57,358.00 I
TDS Receivable	161.00 Dr			161.00 I
TDS Receivable	161.00 Dr			161.00 I
Branch / Divisions	1,91,45,347.40 Cr	1,37,84,582.64	2,00,88,217.28	2,54,48,982.04 Cr
B.N.College of Architecture No.42	1,02,35,386.40 Cr	23,96,263.64	24,24,293.28	1,02,63,416.04 Cr
ITC Claim (CGST)	4,479.00 Dr	18,086.00	22,565.00	
ITC Claim (IGST)	3.00 Dr	8,791.00	8,794.00	
ITC Claim (SGST)	4,479.00 Dr	18,086.00	22,565.00	
M.K.S.S.S.	89,18,922.00 Cr	1,13,43,356.00	1,76,10,000.00	1,51,85,566.00 Cr
Direct Incomes		20,785.00	1,68,22,046.00	1,68,01,261.00 Cr
Fees		20,785.00	1,68,22,046.00	1,68,01,261.00 Cr
P.G. Fees		20,785.00	1,62,17,046.00	1,61,96,261.00 Cr
P.G. I Development Fund			8,01,808.00	8,01,808.00 Cr
P.G. II Development Fund			6,65,874.00	6,65,874.00 Cr
P.G. II Tuition Fee			66,58,626.00	66,58,626.00 Cr
P.G. II University Fee		9,697.00	36,594.00	26,897.00 Cr
P.G. I Tuition Fee			80,18,192.00	80,18,192.00 Cr
P.G. I University Fee		11,088.00	35,952.00	24,864.00 Cr
PHD Fees			6,05,000.00	6,05,000.00 Cr
PHD Tuition Fees			6,05,000.00	6,05,000.00 Cr
Carried Over	1,57,94,862.19 Cr	5,82,05,679.95	8,16,65,241.56	3,92,54,423.80 Cr



Particulars	Opening Balance	Transactions		Closing Balance
		Debit	Credit	
Brought Forward	1,57,94,862.19 Cr	5,82,05,679.95	8,16,65,241.56	3,92,54,423.80 Cr
Direct Expenses		1,45,56,804.40	77,101.00	1,44,79,703.40 Cr
Educational Expenses		18,28,981.40	61,485.00	17,67,496.40 Cr
Departmental Expenses		1,23,695.00	4,555.00	1,19,140.00 Cr
Exam Expenses		94,695.00	4,555.00	90,140.00 Cr
Workshop Expenses		29,000.00		29,000.00 Cr
Direct Expenses For Students		5,13,946.40	124.00	5,13,822.40 Cr
Admission Processing Fee Expenses		35,395.40		35,395.40 Cr
Educational Tours Expenses		44,186.00	94.00	44,092.00 Cr
Education Fair Expenses		1,72,800.00		1,72,800.00 Cr
Gathering Expenses		44,021.00	30.00	43,991.00 Cr
Medical Charges Paid		1,544.00		1,544.00 Cr
Student Activity Expenses		72,000.00		72,000.00 Cr
Student Facility Expenses		1,44,000.00		1,44,000.00 Cr
Professional Charges		8,91,340.00	56,806.00	8,34,534.00 Cr
Conveyance, Travel & Accom. Exp of Visiting Faculty		1,73,570.00	846.00	1,72,724.00 Cr
Honorarium Paid		1,77,050.00	8,800.00	1,68,250.00 Cr
Professional Charges of Visiting Faculty		5,40,720.00	47,160.00	4,93,560.00 Cr
University / Board Related		3,00,000.00		3,00,000.00 Cr
Affiliation Fee Paid		3,00,000.00		3,00,000.00 Cr
Other Direct Expenses		2,207.00		2,207.00 Dr
Advertisement Expenses		2,207.00		2,207.00 Dr
Salaries & Wages		1,27,25,616.00	15,616.00	1,27,10,000.00 Dr
Non Teaching Admin Salary		23,47,654.00		23,47,654.00 Dr
Non Teaching Admin Salary		23,47,654.00		23,47,654.00 Dr
Teaching Salary		89,93,072.00		89,93,072.00 Dr
Teaching Salary		89,93,072.00		89,93,072.00 Dr
Gratuity Contribution Paid		10,66,415.00		10,66,415.00 Dr
Mediclaime Policy		61,841.00		61,841.00 Dr
P.F.Administration Charges		8,987.00		8,987.00 Dr
P.F.Administrative Charges		168.00		168.00 Dr
P.F.EDLI Contribution		8,565.00		8,565.00 Dr
Provident Fund - Employer's Contribution		2,05,569.00		2,05,569.00 Dr
Staff Improvement/ Welfare Expenses		33,345.00	15,616.00	17,729.00 Dr
Indirect Incomes		2,83,311.64	7,84,230.97	5,00,919.33 Cr
Exam Fees College/ School Level		2,83,311.00	7,50,260.00	4,66,949.00 Cr
Internal F.Y.Exam Fees		1,35,709.00	3,45,779.00	2,10,070.00 Cr
Internal L.Y.Exam Fees		437.00		437.00 Dr
Internal S.Y.Exam Fees		1,47,165.00	4,04,481.00	2,57,316.00 Cr
Other Income		0.64	25,760.97	25,760.33 Cr
Bank Interest Received			25,758.97	25,758.97 Cr
Rounding Off A/c		0.64	2.00	1.36 Cr
Photocopy Fees College Level			720.00	720.00 Cr
Internal F.Y.Photocopy Fees			360.00	360.00 Cr
Internal S.Y.Photocopy Fees			360.00	360.00 Cr
Revaluation Fees College Level			7,490.00	7,490.00 Cr
Internal F.Y.Revaluation Fees			3,180.00	3,180.00 Cr
Internal S.Y.Revaluation Fees			4,310.00	4,310.00 Cr
Indirect Expenses		99,41,866.18	4,61,088.64	94,80,777.54 Dr
Establishment Expenses		87,20,745.28	4,27,368.64	82,93,376.64 Dr
Office Expenses		54,72,951.28	3,98,763.64	50,74,187.64 Dr
Audit Fee		1,06,730.00	376.00	1,06,354.00 Dr
Bank Charges		5,476.16		5,476.16 Dr
Courier Expenses		292.00	2.00	290.00 Dr
Electricity Expenses		4,11,834.00		4,11,834.00 Dr
Carried Over	1,57,94,862.19 Cr	8,29,87,662.17	8,29,87,662.17	1,57,94,862.19 Cr



Particulars	Opening Balance	Transactions		Closing Balance
		Debit	Credit	
Brought Forward	1,57,94,862.19 Cr	8,29,87,662.17	8,29,87,662.17	1,57,94,862.19 Cr
Entertainment Expenses		80,860.00	2.00	80,858.00 L
FRA Processing Fee		15,000.00		15,000.00 L
Function Expenses		4,785.00		4,785.00 L
Ground Maintenance Expenses		1,44,000.00		1,44,000.00 L
Houses Keeping Expenses		1,13,839.00	192.00	1,13,647.00 L
Infrastructure Facility Expenses		15,00,000.00		15,00,000.00 L
Insurance Expenses		21,022.00	13,104.00	7,918.00 L
Internet Expenses		13,601.12		13,601.12 L
Management Expenses		11,41,180.00		11,41,180.00 L
NAAC Expenses		2,61,355.00	790.00	2,60,565.00 L
News Papers & Periodicals Expenses		3,769.00		3,769.00 L
Office Expenses		14,332.00	84.00	14,248.00 L
Postage Expenses		41.00		41.00 L
Rates/Taxes/Cesses Paid		1,71,295.00		1,71,295.00 L
Sanitation Expenses		2,08,080.00		2,08,080.00 L
Security Expenses		2,77,655.00		2,77,655.00 L
Seminar Expenses		6,42,069.00	3,70,937.64	2,71,131.36 L
Software Expenses		52,135.00	12,907.00	39,228.00 L
Subscription for Journal		2,00,989.00		2,00,989.00 L
Telephone Expenses		10,612.00	369.00	10,243.00 L
Wastage Management Expenses		72,000.00		72,000.00 L
Printing & Stationery		1,53,209.00	623.00	1,52,586.00 L
Binding Expenses		590.00	6.00	584.00 L
Printing Expenses		1,03,624.00	316.00	1,03,308.00 L
Stationary Expenses		43,337.00	273.00	43,064.00 L
Xeroxing Expenses		5,658.00	28.00	5,630.00 L
Repairs & Maintenance		30,83,262.00	27,982.00	30,55,280.00 L
Equipment AMC Expenses		14,726.00		14,726.00 L
R & M - Building		4,18,657.00		4,18,657.00 L
R & M - Computer		18,014.00	280.00	17,734.00 L
R & M - Electrical		2,23,403.00	82.00	2,23,321.00 L
R & M - Equipment		1,99,417.00	1,823.00	1,97,594.00 L
R & M - Furniture & Fixture		2,09,430.00	2.00	2,09,428.00 L
R & M - Others		19,70,115.00	25,795.00	19,44,320.00 L
Software AMC Expenses		29,500.00		29,500.00 L
Travelling & Conveyance		11,323.00		11,323.00 L
Conveyance Expenses		8,978.00		8,978.00 L
Travelling Expenses		2,345.00		2,345.00 L
Depreciation Account		12,21,120.90		12,21,120.90 L
Prior Period Adjustments A/c			33,720.00	33,720.00 Cr
Profit & Loss A/c	1,57,94,862.19 Dr			1,57,94,862.19 Cr
Grand Total		8,29,87,662.17	8,29,87,662.17	



Principal

MKSSS's Dr. Bhanuben Nanavati
College of Architecture For Women
Karvenagar, Pune - 411 052



B.N.College of Architecture No.42

Karve Nagar

Pune 411052

Trial Balance

1-Apr-2019 to 31-Mar-2020

	Opening Balance	Transactions		Closing Balance
		Debit	Credit	
Capital Account	6,26,83,793.58 Cr			
Depreciation Fund	6,05,15,682.47 Cr	38,17,826.50	1,14,28,532.68	6,81,26,388.65 Cr
<i>Depreciation Fund on DIK</i>	22,76,685.45 Cr	1,48,760.00	2,65,729.00	23,93,654.45 Cr
<i>Depreciation Fund on Govt. Grant</i>	6,49,000.90 Cr	22,602.00	65,109.00	6,91,507.90 Cr
<i>Depreciation Fund on Own Asset</i>	5,39,33,958.04 Cr	35,51,925.50	1,08,14,076.68	6,11,96,109.22 Cr
<i>Depreciation Fund on Vikas Nidhi</i>	54,941.00 Cr			54,941.00 Cr
<i>Depreciation Fund Specific Donation</i>	36,01,097.08 Cr	94,539.00	2,83,618.00	37,90,176.08 Cr
Non Current Liabilities	21,68,111.11 Cr	6,41,428.00	3,65,832.00	18,92,515.11 Cr
<i>Non Recurring DIK Utilised</i>	8,23,324.55 Cr	2,65,729.00	2,21,719.00	7,79,314.55 Cr
<i>Non Recurring Grants Utilised</i>	1,62,471.60 Cr	92,081.00	49,574.00	1,19,964.60 Cr
<i>Non Recurring Specific Donation Utilised</i>	11,82,314.96 Cr	2,83,618.00	94,539.00	9,93,235.96 Cr
Current Liabilities	1,47,84,684.52 Cr	5,03,69,804.75	5,18,89,487.40	1,63,04,367.17 Cr
Duties & Taxes	2,77,978.00 Cr	69,15,451.36	71,25,452.36	4,87,979.00 Cr
GST	2,426.00 Cr	10,472.00	8,046.00	
CGST	1,213.00 Cr	5,236.00	4,023.00	
SGST	1,213.00 Cr	5,236.00	4,023.00	
TDS	2,75,552.00 Cr	69,04,979.36	71,17,406.36	4,87,979.00 Cr
<i>TDS on Contractor</i>	16,957.00 Cr	1,08,577.36	1,15,409.36	23,789.00 Cr
<i>TDS on Professional Fees</i>	2,58,595.00 Cr	11,72,625.00	12,80,186.00	3,66,156.00 Cr
<i>TDS on Salary</i>		56,23,777.00	57,21,811.00	98,034.00 Cr
Deposits From Others	6,65,540.00 Cr		24,657.00	6,90,197.00 Cr
<i>Security Deposit From Suppliers</i>	6,65,540.00 Cr		24,657.00	6,90,197.00 Cr
Deposits From Students	24,19,000.00 Cr	1,95,500.00	3,53,500.00	25,77,000.00 Cr
<i>Caution Money Deposit</i>	5,69,000.00 Cr	20,000.00	88,000.00	6,37,000.00 Cr
<i>Library Deposit</i>	18,50,000.00 Cr	1,75,500.00	2,65,500.00	19,40,000.00 Cr
Indirect Receipts & Payments	841.00 Cr	68,17,306.00	72,69,298.00	4,52,833.00 Cr
Salary Deductions	841.00 Cr	68,17,306.00	72,69,298.00	4,52,833.00 Cr
<i>Credit Co-Op Society</i>		45,81,089.00	49,79,165.00	3,98,076.00 Cr
<i>Electricity Recovery</i>		1,35,798.00	1,45,358.00	9,560.00 Cr
<i>House Rent Recovery</i>		1,00,908.00	1,09,317.00	8,409.00 Cr
<i>LIC/ Postal RD</i>		1,60,506.00	1,74,141.00	13,635.00 Cr
<i>Mediclaime</i>		1,13,818.00	1,13,818.00	
<i>Other Deduction</i>	841.00 Cr	78,074.00	78,186.00	953.00 Cr
<i>Profession Tax</i>		2,66,750.00	2,88,950.00	22,200.00 Cr
<i>Provident Fund - Employee's Contri</i>		13,80,363.00	13,80,363.00	
Non Recurring Grants Unutilised	217.00 Cr	26,972.00	26,972.00	217.00 Cr
<i>BCUD Grant-Non Recurring Unutilised</i>	217.00 Cr	26,972.00	26,972.00	217.00 Cr
Other Current Liabilities	1,01,54,666.52 Cr	1,73,57,013.64	1,82,28,963.54	1,10,26,616.42 Cr
<i>Alumnae Association</i>	92,395.77 Cr	71,982.00	4,772.00	25,185.77 Cr
<i>Amounts Payable</i>	3,735.00 Cr	4,523.00	49,225.00	48,437.00 Cr
<i>Fee Refundable</i>	14,48,391.75 Cr	12,11,616.00	17,41,821.90	19,78,597.65 Cr
Carried Over	7,74,68,478.10 Cr	5,48,29,059.25	6,36,83,852.08	8,63,23,270.93 Cr



continued ...

	Opening Balance	Transactions		Closing Balance
		Debit	Credit	
Brought Forward	7,74,68,478.10 Cr	5,48,29,059.25	6,36,83,852.08	8,63,23,270.93 Cr
Provision For Expenses	86,05,738.00 Cr	1,60,18,396.64	1,63,83,619.64	89,70,961.00 Cr
Staff Contingency Fund		7,210.00	7,790.00	580.00 Cr
Stale Cheque	4,406.00 Cr	43,286.00	41,735.00	2,855.00 Cr
Recurring Grants Unutilised	1,06,110.00 Cr	54,462.00		51,648.00 Cr
AICTE Grant-Recurring Unutilised	50,000.00 Cr	50,000.00		
BCUD Grant- Recurring Unutilised	56,110.00 Cr	4,462.00		51,648.00 Cr
Scholarships & Freeships	9,41,235.00 Cr	1,60,43,859.75	1,58,77,670.50	7,75,045.75 Cr
Other Scholarships	1,74,886.50 Cr	15,49,110.25	17,08,182.50	3,33,958.75 Cr
EBC Scholarships	1,74,886.50 Cr	15,29,110.25	16,88,182.50	3,33,958.75 Cr
Other Scholarship A/c		20,000.00	20,000.00	
Samaj Kalyan Scholarships & Freeships	7,66,348.50 Cr	1,44,42,389.50	1,41,17,128.00	4,41,087.00 Cr
Samaj Kalyan (Excess Amt Received)	7,66,348.50 Cr	1,44,42,389.50	1,41,17,128.00	4,41,087.00 Cr
Interest on Endowment Scholarship		52,360.00	52,360.00	
University / Board Payments		23,32,740.00	23,45,565.00	12,825.00 Cr
Eligibility Fees Payable		1,05,100.00	1,06,750.00	1,650.00 Cr
Payable Eligibility Fees -UG		1,05,100.00	1,06,750.00	1,650.00 Cr
Exam Fees Payable		22,27,640.00	22,38,815.00	11,175.00 Cr
Payable F.Y.Exam Fees		4,03,560.00	4,03,560.00	
Payable L.Y.Exam Fees		8,52,690.00	8,63,865.00	11,175.00 Cr
Payable S.Y.Exam Fees		4,88,515.00	4,88,515.00	
Payable T.Y. Exam Fees		4,82,875.00	4,82,875.00	
Specific Donation Unutilised-Recurring	2,19,097.00 Cr	6,26,500.00	6,37,409.00	2,30,006.00 Cr
Fixed Assets	9,89,66,785.44 Dr	37,85,644.60	2,24,458.00	10,25,27,972.04 Dr
Fixed Assets-DIK	31,00,010.00 Dr	72,959.00		31,72,969.00 Dr
Computer-DIK	11,92,482.00 Dr			11,92,482.00 Dr
Office / Other Computers (DIK)	11,92,482.00 Dr			11,92,482.00 Dr
Equipment - DIK	11,82,249.00 Dr	28,001.00		12,10,250.00 Dr
Office/ Other Equipments (DIK)	11,82,249.00 Dr	28,001.00		12,10,250.00 Dr
Library Books -DIK	5,86,855.00 Dr	44,958.00		6,31,813.00 Dr
Library Books General (DIK)	5,46,895.00 Dr	44,958.00		5,91,853.00 Dr
Library C.D. (DIK)	39,960.00 Dr			39,960.00 Dr
Furniture & Fixtures -(DIK)	1,38,424.00 Dr			1,38,424.00 Dr
Fixed Assets-Grant	8,11,472.00 Dr	26,972.00	26,972.00	8,11,472.00 Dr
Computers- Grant	1,33,408.00 Dr			1,33,408.00 Dr
Computer Lab Computers (Grant)	1,00,000.00 Dr			1,00,000.00 Dr
Office / Other Computers (Grant)	33,408.00 Dr			33,408.00 Dr
Equipment- Grant	3,48,595.00 Dr	26,972.00	26,972.00	3,48,595.00 Dr
Computer Lab Equipments (Grant)	22,592.00 Dr			22,592.00 Dr
Office/ Other Equipments (Grant)	3,26,003.00 Dr	26,972.00	26,972.00	3,26,003.00 Dr
Library Books - Grant	3,29,469.00 Dr			3,29,469.00 Dr
Library Books General (Grant)	3,29,469.00 Dr			3,29,469.00 Dr
Carried Over	2,14,98,307.34 Dr	5,86,14,703.85	6,39,08,310.08	1,62,04,701.11 Dr



B.N.College of Architecture No.42

Trial Balance 1-Apr-2019 to 31-Mar-2020

	Opening Balance	Transactions		Closing Balance
		Debit	Credit	
Brought Forward	2,14,98,307.34 Dr	5,86,14,703.85	6,39,08,310.08	1,62,04,701.11 Dr
Fixed Assets-Own	9,02,71,891.94 Dr	36,85,713.60	1,97,486.00	9,37,60,119.54 Dr
Computers-Own	3,00,71,580.60 Dr	2,57,277.00	1,97,486.00	3,01,31,371.60 Dr
Computer Lab Computers (Own)	35,21,392.00 Dr			35,21,392.00 Dr
Office / Others Computers (Own)	2,65,50,188.60 Dr	2,57,277.00	1,97,486.00	2,66,09,979.60 Dr
Equipment -Own	1,91,85,807.05 Dr	13,17,429.00		2,05,03,236.05 Dr
Civil Lab Equipments (Own)	2,11,378.00 Dr			2,11,378.00 Dr
Computer Lab Equipments (Own)	44,61,790.00 Dr	1,32,620.00		45,94,410.00 Dr
Electrical Lab Equipments (Own)	1,40,222.00 Dr			1,40,222.00 Dr
Office/ Other Equipments(Own)	1,43,72,417.05 Dr	11,84,809.00		1,55,57,226.05 Dr
Library Books -Own	95,02,701.24 Dr	3,94,632.00		98,97,333.24 Dr
Library Books General (Own)	76,83,306.24 Dr	3,94,632.00		80,77,938.24 Dr
Library Books -P.G. Course (Own)	17,69,348.00 Dr			17,69,348.00 Dr
Library C.D. (Own)	50,047.00 Dr			50,047.00 Dr
Furniture & Fixtures (Own)	3,11,70,920.05 Dr	13,85,680.60		3,25,56,600.65 Dr
Terrace Shed (Own)	3,40,883.00 Dr	3,30,695.00		6,71,578.00 Dr
Fixed Assets-SD	47,83,411.50 Dr			47,83,411.50 Dr
Computers-Specific Donation	21,52,859.00 Dr			21,52,859.00 Dr
Office / Other Computers (SD)	21,52,859.00 Dr			21,52,859.00 Dr
Equipment -Specific Donation	18,67,809.00 Dr			18,67,809.00 Dr
Computer Lab Equipments (SD)	3,15,579.00 Dr			3,15,579.00 Dr
Office/ Other Equipments (SD)	15,52,230.00 Dr			15,52,230.00 Dr
Library Books -Specific Donation	1,78,280.00 Dr			1,78,280.00 Dr
Library Books General (SD)	1,57,907.00 Dr			1,57,907.00 Dr
Library Books -P.G. Course (SD)	20,373.00 Dr			20,373.00 Dr
Furniture & Fixtures - (SD)	5,84,463.50 Dr			5,84,463.50 Dr
Current Assets	2,78,31,360.36 Dr	28,83,66,856.32	28,68,65,403.69	2,93,32,812.99 Dr
Deposits (Asset)	17,93,319.60 Dr		23.60	17,93,296.00 Dr
Deposits- Electricity	18,370.00 Dr			18,370.00 Dr
Deposits- Telephone	4,926.00 Dr			4,926.00 Dr
Deposits To Others	17,70,023.60 Dr		23.60	17,70,000.00 Dr
Loans & Advances (Asset)	1,08,125.00 Dr	22,97,398.00	22,49,910.00	1,55,613.00 Dr
Advance to Staff	1,08,125.00 Dr	1,82,150.00	2,34,650.00	55,625.00 Dr
Advance for Expenses to Staff		53,900.00	53,900.00	
Diwali Advance	1,08,125.00 Dr	1,28,250.00	1,80,750.00	55,625.00 Dr
Advance to Supplier		21,15,248.00	20,15,260.00	99,988.00 Dr
Advance to Supplier		21,15,248.00	20,15,260.00	99,988.00 Dr
Cash-in-hand	502.00 Dr	3,51,287.00	3,40,282.00	11,507.00 Dr
Cash In Hand	547.00 Dr	3,49,666.00	3,39,098.00	11,115.00 Dr
Revenue Stamp	45.00 Cr	1,621.00	1,184.00	392.00 Dr
Bank Accounts	9,92,007.22 Dr	23,09,06,746.05	23,06,92,354.74	12,06,398.53 Dr
Axis Bank A/c No.63167	1,11,722.71 Dr	7,51,95,167.64	7,49,97,272.80	3,09,617.55 Dr
Bank Of Maha A/c No.23472	2,73,071.10 Dr	1,78,18,550.00	1,79,78,781.92	1,12,839.18 Dr
Bhagini Bank A/c No.413	1,796.75 Dr		1,796.75	
Bhagini Nivedita CB A/c No.20	3,45,523.85 Dr	2,46,43,169.00	2,49,88,692.85	
Carried Over	4,93,29,667.70 Dr	34,69,81,560.17	35,07,73,713.77	4,55,37,514.10 Dr



continued ...

	Opening Balance	Transactions		Closing Balance
		Debit	Credit	
Brought Forward	4,93,29,667.70 Dr	34,69,81,560.17	35,07,73,713.77	4,55,37,514.10 Dr
HDFC A/c No.00046	1,04,595.12 Dr	8,72,56,475.20	8,71,83,483.32	1,77,587.00 Dr
SBI CB A/c No.35075	8,638.60 Dr	5,000.00	5,605.00	8,033.60 Dr
Syndicate Bank A/c No.15869	70,658.77 Dr	2,59,87,233.32	2,54,71,722.10	5,86,169.99 Dr
Syndicate Bank A/c No.16542	76,000.32 Dr	1,150.89	65,000.00	12,151.21 Dr
Fees Receivable	2,30,37,294.50 Dr	4,79,41,698.75	4,76,52,576.75	2,33,26,416.50 Dr
Fees Receivable From Samaj Kalyan	2,15,59,817.50 Dr	3,82,01,158.75	3,81,33,916.75	2,16,27,059.50 Dr
FY Fees Receivable From Samaj Kalyan	81,08,558.75 Dr	1,20,96,990.25	1,18,69,743.75	83,35,805.25 Dr
IV Fees Receivable From Samaj Kalyan	29,90,318.75 Dr	60,84,656.50	58,24,387.25	32,50,588.00 Dr
LY Fees Receivable From Samaj Kalyan	24,47,910.00 Dr	55,07,720.00	55,09,588.00	24,46,042.00 Dr
SY Fees Receivable From Samaj Kalyan	46,63,364.50 Dr	80,40,125.25	83,00,358.00	44,03,131.75 Dr
TY Fees Receivable From Samaj Kalyan	33,49,665.50 Dr	64,71,666.75	66,29,839.75	31,91,492.50 Dr
Fees Receivable From Students	14,77,477.00 Dr	97,40,540.00	95,18,660.00	16,99,357.00 Dr
FY Fees Receivable From Students	1,11,467.00 Dr	547.00	547.00	1,11,467.00 Dr
IV Fees Receivable From Student	3,31,193.00 Dr	16,53,432.00	17,85,665.00	1,98,960.00 Dr
LY Fees Receivable From Students	3,88,361.00 Dr	50,30,563.00	46,28,263.00	7,90,661.00 Dr
SY Fees Receivable From Students	2,64,505.00 Dr	11,43,199.00	11,77,983.00	2,29,721.00 Dr
TY Fees Receivable From Students	3,81,951.00 Dr	19,12,799.00	19,26,202.00	3,68,548.00 Dr
Other Current Assets	73,234.00 Dr	5,51,022.00	3,38,490.00	2,85,766.00 Dr
Amounts Receivable	73,234.00 Dr	5,51,022.00	3,38,490.00	2,85,766.00 Dr
University/ Board Exam Exps Receivable	2,10,518.50 Dr	30,82,207.00	30,69,524.00	2,23,201.50 Dr
Univ. Exam Exp. Receivable: 1st Term Current Yr	2,10,518.50 Dr	3,70,441.00	3,85,393.00	1,95,566.50 Dr
Univ. Exam Exp. Receivable: 2nd Term Current Yr		27,11,766.00	26,84,131.00	27,635.00 Dr
Prepaid Expenses	16,16,359.54 Dr	32,36,497.52	25,22,242.60	23,30,614.46 Dr
Branch / Divisions	17,51,92,013.79 Cr	7,38,77,701.32	10,48,98,049.64	20,62,12,362.11 Cr
ITC Claim		1,10,863.00	1,10,863.00	
ITC Claim (CGST)		55,376.00	55,376.00	
ITC Claim (IGST)		111.00	111.00	
ITC Claim (SGST)		55,376.00	55,376.00	
BNCA Consultancy Cell	2,78,329.00 Dr	26,615.00	7,200.00	2,97,744.00 Dr
B.N.College of Architecture, CAID No.43		1,10,513.00	1,17,884.00	7,371.00 Cr
B.N.College of Architecture, MArch No.135	1,02,63,416.04 Dr	26,17,362.32	25,90,704.64	1,02,90,073.72 Dr
M.K.S.S.S.	18,57,33,758.83 Cr	7,10,12,348.00	10,20,71,398.00	21,67,92,808.83 Cr
Direct Incomes		3,36,38,831.00	14,23,17,546.80	10,86,78,715.80 Cr
Fees		3,36,38,831.00	14,23,17,546.80	10,86,78,715.80 Cr
FY Fees		78,53,065.00	3,57,93,246.00	2,79,40,181.00 Cr
F.Y. Development Fund		2,27,700.00	28,08,300.00	25,80,600.00 Cr
F.Y. Tuition Fees		75,89,820.00	3,28,89,221.00	2,52,99,401.00 Cr
F.Y. University Fee		35,545.00	95,725.00	60,180.00 Cr
IV YR. B'rch Fees		51,44,297.00	2,49,04,583.80	1,97,60,286.80 Cr
IV.Y. Development Fund (B'rch)		2,48,586.00	20,41,538.00	17,92,952.00 Cr
IV.Y. Tuition Fee (B'rch)		48,60,485.00	2,27,67,320.80	1,79,06,835.80 Cr
IV.Y. University Fee (B'rch)		35,226.00	95,725.00	60,499.00 Cr
Carried Over	12,58,62,346.09 Cr	45,44,98,092.49	59,79,89,310.21	26,93,53,563.81 Cr



B.N.College of Architecture No.42

Trial Balance 1-Apr-2019 to 31-Mar-2020

	Opening Balance	Transactions		Closing Balance
		Debit	Credit	
Brought Forward	12,58,62,346.09 Cr	45,44,98,092.49	59,79,89,310.21	26,93,53,563.81 Cr
LY Fees		81,12,953.00	2,63,23,762.00	1,82,10,809.00 Cr
<i>L.Y.Development Fund</i>		4,46,920.00	21,05,459.00	16,58,539.00 Cr
<i>L.Y. Tuition Fees</i>		76,20,995.00	2,41,17,655.00	1,64,96,660.00 Cr
<i>L.Y.University Fee</i>		45,038.00	1,00,648.00	55,610.00 Cr
SY Fees		64,11,682.00	2,89,05,536.00	2,24,93,854.00 Cr
<i>S.Y.Development Fund</i>		2,72,991.00	23,08,011.00	20,35,020.00 Cr
<i>S.Y. Tuition Fees</i>		61,05,743.00	2,65,06,723.00	2,04,00,980.00 Cr
<i>S.Y.University Fee</i>		32,948.00	90,802.00	57,854.00 Cr
TY Fees		61,16,834.00	2,63,90,419.00	2,02,73,585.00 Cr
<i>T.Y.Development Fund</i>		3,19,920.00	21,57,831.00	18,37,911.00 Cr
<i>T.Y. Tuition Fees</i>		57,61,176.00	2,41,40,145.00	1,83,78,969.00 Cr
<i>T.Y.University Fee</i>		35,738.00	92,443.00	56,705.00 Cr
Direct Expenses		10,86,03,246.50	78,04,634.50	10,07,98,612.00 Dr
Educational Expenses		1,64,78,276.50	12,93,708.50	1,51,84,568.00 Dr
Departmental Expenses		5,25,987.00	5,153.00	5,20,834.00 Dr
<i>Exam Expenses</i>		3,837.00	3,837.00	
<i>Library Expenses</i>		27,222.00	227.00	26,995.00 Dr
<i>Workshop Expenses</i>		4,94,928.00	1,089.00	4,93,839.00 Dr
Direct Expenses For Students		40,14,424.50	33,221.50	39,81,203.00 Dr
<i>Admission Processing Fee Expenses</i>		52,000.00		52,000.00 Dr
<i>Educational Tours Expenses</i>		2,94,205.50	21,175.50	2,73,030.00 Dr
<i>Education Fair Expenses</i>		11,52,000.00		11,52,000.00 Dr
<i>Gathering Expenses</i>		10,27,322.00	10,604.00	10,16,718.00 Dr
<i>Medical Charges Paid</i>		14,490.00		14,490.00 Dr
<i>Sports Expenses</i>		34,407.00	1,442.00	32,965.00 Dr
<i>Student Activity Expenses</i>		4,80,000.00		4,80,000.00 Dr
<i>Student Facility Expenses</i>		9,60,000.00		9,60,000.00 Dr
Professional Charges		1,15,41,165.00	11,35,184.00	1,04,05,981.00 Dr
<i>Honorarium Paid</i>		70,000.00		70,000.00 Dr
Professional Charges of Visiting Faculty		1,14,71,165.00	11,35,184.00	1,03,35,981.00 Dr
University / Board Related		3,96,700.00	1,20,150.00	2,76,550.00 Dr
<i>Affiliation Fee Paid</i>		3,84,700.00	1,20,150.00	2,64,550.00 Dr
<i>University Committee Expenses</i>		12,000.00		12,000.00 Dr
Other Direct Expenses		77,372.00	69,034.00	8,338.00 Dr
<i>Advertisement Expenses</i>		77,372.00	69,034.00	8,338.00 Dr
Salaries & Wages		9,20,47,598.00	64,41,892.00	8,56,05,706.00 Dr
Non Teaching Admin Salary		1,80,73,035.00	14,13,125.00	1,66,59,910.00 Dr
<i>Non Teaching Admin Salary</i>		1,80,73,035.00	14,13,125.00	1,66,59,910.00 Dr
Teaching Salary		6,00,70,181.00	47,30,618.00	5,53,39,563.00 Dr
<i>Teaching Salary</i>		6,00,70,181.00	47,30,618.00	5,53,39,563.00 Dr
Contribution to Retirement Benefits		86,00,690.00		86,00,690.00 Dr
Encashment of Leave Paid		4,58,581.00		4,58,581.00 Dr
Gratuity Contribution Paid		26,69,644.00		26,69,644.00 Dr
Mediclaime Policy		4,00,764.00	2,97,836.00	1,02,928.00 Dr
Carried Over	12,58,62,346.09 Cr	56,31,01,338.99	60,57,93,944.71	16,85,54,951.81 Cr



continued ...

B.N.College of Architecture No.42

Trial Balance : 1-Apr-2019 to 31-Mar-2020

	Opening Balance	Transactions		Closing Balance
		Debit	Credit	
Brought Forward	12,58,62,346.09 Cr	56,31,01,338.99	60,57,93,944.71	16,85,54,951.81 Cr
<i>P.F.Administration Charges</i>		53,529.00	12.00	53,517.00 Dr
<i>P.F.Administrative Charges</i>		2,488.00	1.00	2,487.00 Dr
<i>P.F.EDLI Contribution</i>		53,528.00	12.00	53,516.00 Dr
<i>Provident Fund - Employer's Contribution</i>		12,68,970.00	286.00	12,68,684.00 Dr
Staff Improvement/ Welfare Expenses		3,96,188.00	2.00	3,96,186.00 Dr
Indirect Incomes		44,714.04	2,42,769.77	1,98,055.73 Cr
Other Income		44,714.04	2,42,769.77	1,98,055.73 Cr
<i>Admission Cancellation Charged Received</i>			2,544.00	2,544.00 Cr
<i>Bank Interest Received</i>			1,28,578.46	1,28,578.46 Cr
<i>Misc. Receipts</i>		34,710.00	1,01,625.00	66,915.00 Cr
<i>Rounding Off A/c</i>		4.04	22.31	18.27 Cr
<i>Student Welfare Charges</i>		10,000.00	10,000.00	
Indirect Expenses		4,91,05,883.18	62,15,221.73	4,28,90,661.45 Dr
Establishment Expenses		3,83,44,638.58	28,05,005.31	3,55,39,633.27 Dr
Office Expenses		2,81,89,580.00	19,21,966.18	2,62,67,613.82 Dr
<i>Audit Fee</i>		4,20,000.00	2,677.00	4,17,323.00 Dr
<i>Bank Charges</i>		23,152.15		23,152.15 Dr
<i>Courier Expenses</i>		10,994.00	1,663.00	9,331.00 Dr
<i>Electricity Expenses</i>		30,61,853.00	4,00,000.00	26,61,853.00 Dr
<i>Entertainment Expenses</i>		2,88,705.00	35,003.00	2,53,702.00 Dr
<i>Function Expenses</i>		39,470.00	184.00	39,286.00 Dr
<i>Ground Maintenance Expenses</i>		9,60,000.00		9,60,000.00 Dr
<i>Houses Keeping Expenses</i>		12,18,539.36	32,927.00	11,85,612.36 Dr
<i>Infrastructure Facility Expenses</i>		1,22,70,000.00		1,22,70,000.00 Dr
<i>Insurance Expenses</i>		3,13,445.00	2,28,590.00	84,855.00 Dr
<i>Internet Expenses</i>		11,35,207.00	2,32,730.00	9,02,477.00 Dr
<i>News Papers & Periodicals Expenses</i>		24,519.00	1,600.00	22,919.00 Dr
<i>Office Expenses</i>		94,569.00	575.00	93,994.00 Dr
<i>Postage Expenses</i>		593.00		593.00 Dr
<i>Professional Charges Paid</i>		39,060.00	2,360.00	36,700.00 Dr
<i>Professional Membership Expenses</i>		22,180.00		22,180.00 Dr
<i>Rates/Taxes/Cesses Paid</i>		17,23,853.00	5,66,137.00	11,57,716.00 Dr
<i>Sanitation Expenses</i>		10,15,920.00		10,15,920.00 Dr
<i>Security Expenses</i>		20,22,011.31	1,57,984.00	18,64,027.31 Dr
<i>Seminar Expenses</i>		5,76,965.00	65,489.00	5,11,476.00 Dr
<i>Software Expenses</i>		19,01,523.00	81,794.00	18,19,729.00 Dr
<i>Subscription for Journal</i>		3,38,766.00	7,031.00	3,31,735.00 Dr
<i>Telephone Expenses</i>		27,826.00	3,253.00	24,573.00 Dr
<i>Vision Mission Expenses</i>		99,871.00	1,00,221.00	350.00 Cr
<i>Wastage Management Expenses</i>		4,80,000.00		4,80,000.00 Dr
<i>Website Development Expenses</i>		80,558.18	1,748.18	78,810.00 Dr
Printing & Stationery		9,28,154.72	10,629.72	9,17,525.00 Dr
<i>Binding Expenses</i>		903.00	11.00	892.00 Dr
<i>Printing Expenses</i>		6,68,609.72	7,095.72	6,61,514.00 Dr
<i>Stationary Expenses</i>		2,18,008.00	3,133.00	2,14,875.00 Dr
Carried Over	12,58,62,346.09 Cr	61,22,51,936.21	61,22,51,936.21	12,58,62,346.09 Cr



continued ...

B.N.College of Architecture No.42

Trial Balance : 1-Apr-2019 to 31-Mar-2020

	Opening Balance	Transactions		Closing Balance
		Debit	Credit	
Brought Forward	12,58,62,346.09 Cr	61,22,51,936.21	61,22,51,936.21	12,58,62,346.09 Cr
Xeroxing Expenses		40,634.00	390.00	40,244.00 Dr
Repairs & Maintenance		91,11,912.86	8,71,609.41	82,40,303.45 Dr
Equipment AMC Expenses		1,28,156.00	1,277.00	1,26,879.00 Dr
R & M - Building		29,10,818.71	67,855.26	28,42,963.45 Dr
R & M - Computer		4,16,182.00	1,93,523.00	2,22,659.00 Dr
R & M - Electrical		10,89,341.15	408.15	10,88,933.00 Dr
R & M - Equipment		1,58,847.00	6,062.00	1,52,785.00 Dr
R & M - Furniture & Fixture		12,25,205.00	1,02,947.00	11,22,258.00 Dr
R & M - Others		27,62,254.00	4,97,780.00	22,64,474.00 Dr
Software AMC Expenses		4,21,109.00	1,757.00	4,19,352.00 Dr
Travelling & Conveyance		1,14,991.00	800.00	1,14,191.00 Dr
Conveyance Expenses		46,042.00		46,042.00 Dr
Travelling Expenses		68,949.00	800.00	68,149.00 Dr
Depreciation Account		1,07,48,210.00	33,43,147.00	74,05,063.00 Dr
Loss/Profit on Assets Sold/Written Off			21.00	21.00 Cr
Prior Period Adjustments A/c		13,034.60	67,048.42	54,013.82 Cr
Profit & Loss A/c	12,58,62,346.09 Dr			12,58,62,346.09 Dr
Grand Total		61,22,51,936.21	61,22,51,936.21	



[Handwritten signature]

B.N.College of Architecture, MArch No.135

Karve Nagar
Pune 411052

Trial Balance

1-Apr-2019 to 31-Mar-2020

	Opening Balance	Transactions		Closing Balance
		Debit	Credit	
Capital Account	81,92,625.50 Cr	8,31,233.35	21,34,967.35	94,96,359.50 Cr
Depreciation Fund	75,23,301.10 Cr	6,50,012.10	19,39,560.10	88,12,849.10 Cr
<i>Depreciation Fund on Govt. Grant</i>	42,756.00 Cr	17,989.60	98,968.60	1,23,735.00 Cr
<i>Depreciation Fund on Own Asset</i>	72,64,108.30 Cr	6,04,604.85	17,58,338.85	84,17,842.30 Cr
<i>Depreciation Fund Specific Donation</i>	2,16,436.80 Cr	27,417.65	82,252.65	2,71,271.80 Cr
Non Current Liabilities	6,69,324.40 Cr	1,81,221.25	1,95,407.25	6,83,510.40 Cr
<i>Non Recurring Grants Utilised</i>	3,17,035.20 Cr	98,968.60	1,67,989.60	3,86,056.20 Cr
<i>Non Recurring Specific Donation Utilised</i>	3,52,289.20 Cr	82,252.65	27,417.65	2,97,454.20 Cr
Current Liabilities	28,30,870.00 Cr	55,80,706.00	61,33,812.00	33,83,976.00 Cr
Duties & Taxes	87,674.00 Cr	12,93,522.00	12,86,522.00	80,674.00 Cr
GST		304.00	304.00	
CGST		152.00	152.00	
SGST		152.00	152.00	
TDS	87,674.00 Cr	12,93,218.00	12,86,218.00	80,674.00 Cr
<i>TDS on Contractor</i>	11,579.00 Cr	26,201.00	17,172.00	2,550.00 Cr
<i>TDS on Professional Fees</i>	23,095.00 Cr	96,480.00	1,21,825.00	48,440.00 Cr
<i>TDS on Salary</i>	53,000.00 Cr	11,70,537.00	11,47,221.00	29,684.00 Cr
Deposits From Students	11,70,000.00 Cr	1,10,000.00	2,85,000.00	13,45,000.00 Cr
<i>Caution Money Deposit</i>	11,70,000.00 Cr	1,10,000.00	2,85,000.00	13,45,000.00 Cr
Indirect Receipts & Payments	131.00 Cr	10,72,243.00	11,37,287.00	65,175.00 Cr
Salary Deductions	131.00 Cr	10,72,243.00	11,37,287.00	65,175.00 Cr
<i>Credit Co-Op Society</i>		6,98,297.00	7,58,202.00	59,905.00 Cr
<i>Electricity Recovery</i>		969.00	969.00	
<i>House Rent Recovery</i>		3,420.00	3,780.00	360.00 Cr
<i>LIC/ Postal RD</i>		9,408.00	10,192.00	784.00 Cr
<i>Medicclaim</i>		23,938.00	23,938.00	
<i>Other Deduction</i>	131.00 Cr	14,517.00	14,537.00	151.00 Cr
<i>Profession Tax</i>		48,525.00	52,500.00	3,975.00 Cr
<i>Provident Fund - Employee's Contri</i>		2,73,169.00	2,73,169.00	
Other Current Liabilities	15,45,375.00 Cr	28,05,064.00	31,31,011.00	18,71,322.00 Cr
<i>Amounts Payable</i>	35,820.00 Cr	35,497.00	3,01,568.00	3,01,891.00 Cr
<i>Fee Refundable</i>	12,185.00 Cr		23,227.00	35,412.00 Cr
<i>Provision For Expenses</i>	13,99,128.00 Cr	25,69,257.00	26,05,786.00	14,35,657.00 Cr
<i>Provision For leave Encashment</i>	98,242.00 Cr			98,242.00 Cr
<i>Staff Contingency Fund</i>		1,560.00	1,680.00	120.00 Cr
<i>Stale Cheque</i>		1,98,750.00	1,98,750.00	
Recurring Grants Unutilised	19,680.00 Cr	6,555.00		13,125.00 Cr
<i>Univ. Grant-Recurring Unutilised</i>	19,680.00 Cr	6,555.00		13,125.00 Cr

Carried Over **1,10,23,495.50 Cr** **64,11,939.35** **82,68,779.35** **1,28,80,335.50 Cr**



continued ...

B.N.College of Architecture, MArch No.135

Trial Balance : 1-Apr-2019 to 31-Mar-2020

	Opening Balance	Transactions		Closing Balance
		Debit	Credit	
Brought Forward	1,10,23,495.50 Cr	64,11,939.35	82,68,779.35	1,28,80,335.50 Cr
University / Board Payments	8,010.00 Cr	35,180.00	35,850.00	8,680.00 Cr
Eligibility Fees Payable	1,750.00 Cr	35,180.00	34,850.00	1,420.00 Cr
Payable Eligibility Fees-PG		33,750.00	34,850.00	1,100.00 Cr
Payable Eligibility Fees-PHD	1,750.00 Cr	1,430.00		320.00 Cr
Exam Fees Payable	3,760.00 Cr			3,760.00 Cr
Payable F.Y.Exam Fees	2,520.00 Cr			2,520.00 Cr
Payable S.Y.Exam Fees	1,240.00 Cr			1,240.00 Cr
University Fee-PHD (Liability)	2,500.00 Cr		1,000.00	3,500.00 Cr
Specific Donation Unutilised-Recurring		2,58,142.00	2,58,142.00	
Fixed Assets	1,25,29,068.50 Dr	6,27,550.00	1,50,000.00	1,30,06,618.50 Dr
Fixed Assets-Grant	3,59,792.00 Dr	1,50,000.00		5,09,792.00 Dr
Equipment- Grant	3,59,792.00 Dr	1,50,000.00		5,09,792.00 Dr
Office/ Other Equipments (Grant)	3,59,792.00 Dr	1,50,000.00		5,09,792.00 Dr
Fixed Assets-Own	1,16,00,550.50 Dr	4,77,550.00	1,50,000.00	1,19,28,100.50 Dr
Computers-Own	23,48,757.00 Dr	19,650.00		23,68,407.00 Dr
Computer Lab Computers (Own)	8,30,438.00 Dr	19,650.00		8,50,088.00 Dr
Office / Others Computers (Own)	15,18,319.00 Dr			15,18,319.00 Dr
Equipment -Own	59,83,460.00 Dr	2,23,932.00	1,50,000.00	60,57,392.00 Dr
Office/ Other Equipments(Own)	59,83,460.00 Dr	2,23,932.00	1,50,000.00	60,57,392.00 Dr
Library Books -Own	21,85,731.00 Dr	2,16,740.00		24,02,471.00 Dr
Library Books General (Own)	21,85,731.00 Dr	2,16,740.00		24,02,471.00 Dr
Furniture & Fixtures (Own)	10,82,602.50 Dr	17,228.00		10,99,830.50 Dr
Fixed Assets-SD	5,68,726.00 Dr			5,68,726.00 Dr
Equipment -Specific Donation	5,48,353.00 Dr			5,48,353.00 Dr
Office/ Other Equipments (SD)	5,48,353.00 Dr			5,48,353.00 Dr
Library Books -Specific Donation	20,373.00 Dr			20,373.00 Dr
Library Books General (SD)	20,373.00 Dr			20,373.00 Dr
Current Assets	14,90,246.24 Dr	3,91,41,119.95	3,95,73,787.24	10,57,578.95 Dr
Deposits (Asset)	20,000.00 Dr			20,000.00 Dr
Deposits To Others	20,000.00 Dr			20,000.00 Dr
Loans & Advances (Asset)	26,250.00 Dr	74,500.00	82,000.00	18,750.00 Dr
Advance to Staff	26,250.00 Dr	74,500.00	82,000.00	18,750.00 Dr
Advance for Expenses to Staff		24,500.00	24,500.00	
Diwali Advance	26,250.00 Dr	50,000.00	57,500.00	18,750.00 Dr
Cash-in-hand	1,522.00 Dr	1,24,726.00	1,19,007.00	7,241.00 Dr
Cash In Hand	1,518.00 Dr	1,24,426.00	1,18,781.00	7,163.00 Dr
Revenue Stamp	4.00 Dr	300.00	226.00	78.00 Dr
Bank Accounts	1,93,035.24 Dr	3,71,95,182.95	3,73,42,155.24	46,062.95 Dr
Syndicate Bank A/c No.45312	1,93,035.24 Dr	3,71,95,182.95	3,73,42,155.24	46,062.95 Dr
Fees Receivable	3,90,044.00 Dr	13,25,994.00	14,32,994.00	2,83,044.00 Dr
Fees Receivable From Students	3,90,044.00 Dr	13,25,994.00	14,32,994.00	2,83,044.00 Dr
Fees Receivable from PHD Students	55,000.00 Dr	3,65,000.00	3,65,000.00	55,000.00 Dr
FY Fees Receivable From Students	51,967.00 Dr		5,000.00	46,967.00 Dr
Carried Over	29,95,819.24 Dr	4,61,80,609.30	4,79,92,566.59	11,83,861.95 Dr

continued ...



B.N.College of Architecture, MArch No.135

Trial Balance : 1-Apr-2019 to 31-Mar-2020

	Opening Balance	Transactions		Closing Balance
		Debit	Credit	
Brought Forward	29,95,819.24 Dr	4,61,80,609.30	4,79,92,566.59	11,83,861.95 Dr
SY Fees Receivable From Students	2,83,077.00 Dr	9,60,994.00	10,62,994.00	1,81,077.00 Dr
Other Current Assets	8,59,234.00 Dr	4,20,717.00	5,97,470.00	6,82,481.00 Dr
Amounts Receivable	1,876.00 Dr	29,911.00		31,787.00 Dr
Prepaid Expenses	8,57,358.00 Dr	3,90,806.00	5,97,470.00	6,50,694.00 Dr
TDS Receivable	161.00 Dr		161.00	
TDS Receivable	161.00 Dr		161.00	
Branch / Divisions	2,54,48,982.04 Cr	1,65,40,043.80	1,83,23,449.48	2,72,32,387.72 Cr
B.N.College of Architecture No.42	1,02,63,416.04 Cr	25,64,997.80	25,91,655.48	1,02,90,073.72 Cr
ITC Claim (CGST)		6,881.00	6,881.00	
ITC Claim (IGST)		33.00	33.00	
ITC Claim (SGST) (11)		6,880.00	6,880.00	
M.K.S.S.S.	1,51,85,566.00 Cr	1,39,61,252.00	1,57,18,000.00	1,69,42,314.00 Cr
Direct Incomes		16,81,027.00	2,10,95,427.00	1,94,14,400.00 Cr
Fees		16,81,027.00	2,10,95,427.00	1,94,14,400.00 Cr
P.G. Fees		13,71,027.00	2,00,45,427.00	1,86,74,400.00 Cr
P.G. I Development Fund		34,970.00	9,96,645.00	9,61,675.00 Cr
P.G. II Development Fund		1,00,226.00	8,73,398.00	7,73,172.00 Cr
P.G. II Tuition Fee		8,76,445.00	86,08,273.00	77,31,828.00 Cr
P.G. II University Fee		14,182.00	39,162.00	24,980.00 Cr
P.G. I Tuition Fee		3,33,030.00	94,91,355.00	91,58,325.00 Cr
P.G. I University Fee		12,174.00	36,594.00	24,420.00 Cr
PHD Fees		3,10,000.00	10,50,000.00	7,40,000.00 Cr
PHD Tuition Fees		3,10,000.00	10,50,000.00	7,40,000.00 Cr
Direct Expenses		1,84,44,701.00	11,92,922.00	1,72,51,779.00 Dr
Educational Expenses		26,61,972.00	1,44,679.00	25,17,293.00 Dr
Departmental Expenses		5,90,154.00	24,309.00	5,65,845.00 Dr
Exam Expenses		2,67,844.00	23,726.00	2,44,118.00 Dr
Library Expenses		1,500.00		1,500.00 Dr
Workshop Expenses		3,20,810.00	583.00	3,20,227.00 Dr
Direct Expenses For Students		4,80,803.00	160.00	4,80,643.00 Dr
Admission Processing Fee Expenses		32,000.00		32,000.00 Dr
Educational Tours Expenses		32,552.00	156.00	32,396.00 Dr
Education Fair Expenses		1,72,800.00		1,72,800.00 Dr
Gathering Expenses		26,216.00	4.00	26,212.00 Dr
Medical Charges Paid		1,235.00		1,235.00 Dr
Student Activity Expenses		72,000.00		72,000.00 Dr
Student Facility Expenses		1,44,000.00		1,44,000.00 Dr
Professional Charges		11,65,465.00	1,20,210.00	10,45,255.00 Dr
Conveyance, Travel & Accom. Exp of Visiting Faculty		1,69,835.00	25,930.00	1,43,905.00 Dr
Honorarium Paid		2,59,100.00	6,000.00	2,53,100.00 Dr
Professional Charges of Visiting Faculty		7,36,530.00	88,280.00	6,48,250.00 Dr
University / Board Related		4,25,550.00		4,25,550.00 Dr
Affiliation Fee Paid		4,25,550.00		4,25,550.00 Dr
Carried Over	2,24,53,162.80 Cr	8,28,46,381.10	8,86,04,365.07	2,82,11,146.77 Cr

continued ...



B.N.College of Architecture, MArch No.135

Trial Balance : 1-Apr-2019 to 31-Mar-2020

	Opening Balance	Transactions		Closing Balance
		Debit	Credit	
Brought Forward	2,24,53,162.80 Cr	8,28,46,381.10	8,86,04,365.07	2,82,11,146.77 Cr
Salaries & Wages		1,57,82,729.00	10,48,243.00	1,47,34,486.00 Dr
Non Teaching Admin Salary		27,68,817.00	2,11,097.00	25,57,720.00 Dr
Non Teaching Admin Salary		27,68,817.00	2,11,097.00	25,57,720.00 Dr
Teaching Salary		1,05,88,884.00	8,37,146.00	97,51,738.00 Dr
Teaching Salary		1,05,88,884.00	8,37,146.00	97,51,738.00 Dr
Contribution to Retirement Benefits		14,97,530.00		14,97,530.00 Dr
Encashment of Leave Paid		64,566.00		64,566.00 Dr
Gratuity Contribution Paid		4,83,608.00		4,83,608.00 Dr
Mediclaime Policy		48,444.00		48,444.00 Dr
P.F.Administration Charges		10,548.00		10,548.00 Dr
P.F.Administrative Charges		213.00		213.00 Dr
P.F.EDLI Contribution		10,548.00		10,548.00 Dr
Provident Fund - Employer's Contribution		2,52,075.00		2,52,075.00 Dr
Staff Improvement/ Welfare Expenses		57,496.00		57,496.00 Dr
Indirect Incomes		9,28,822.00	11,89,372.11	2,60,550.11 Cr
Exam Fees College/ School Level		9,28,821.00	11,68,220.00	2,39,399.00 Cr
Internal F.Y.Exam Fees		5,75,282.00	6,85,325.00	1,10,043.00 Cr
Internal S.Y.Exam Fees		3,53,539.00	4,82,895.00	1,29,356.00 Cr
Other Income		1.00	19,282.11	19,281.11 Cr
Admission Cancellation Charged Received			1,696.00	1,696.00 Cr
Bank Interest Received			17,580.95	17,580.95 Cr
Rounding Off A/c		1.00	5.16	4.16 Cr
Revaluation Fees College Level			1,870.00	1,870.00 Cr
Internal F.Y.Revaluation Fees			1,870.00	1,870.00 Cr
Indirect Expenses		74,64,580.93	14,46,046.85	60,18,534.08 Dr
Establishment Expenses		55,16,824.08	6,68,339.00	48,48,485.08 Dr
Office Expenses		38,81,365.08	2,83,173.00	35,98,192.08 Dr
Audit Fee		1,44,058.00	18,627.00	1,25,431.00 Dr
Bank Charges		2,189.60		2,189.60 Dr
Electricity Expenses		4,67,747.00	70,000.00	3,97,747.00 Dr
Entertainment Expenses		51,577.00	5.00	51,572.00 Dr
Function Expenses		1,130.00	4.00	1,126.00 Dr
Ground Maintenance Expenses		1,44,000.00		1,44,000.00 Dr
Houses Keeping Expenses		1,27,005.00	19,000.00	1,08,005.00 Dr
Infrastructure Facility Expenses		15,00,000.00		15,00,000.00 Dr
Insurance Expenses		14,053.00	22,858.00	8,805.00 Cr
Internet Expenses		16,513.48	1,178.00	15,335.48 Dr
News Papers & Periodicals Expenses		5,038.00	315.00	4,723.00 Dr
Office Expenses		4,374.00		4,374.00 Dr
Postage Expenses		986.00		986.00 Dr
Professional Membership Expenses		2,704.00		2,704.00 Dr
Rates/Taxes/Cesses Paid		2,51,013.00	79,752.00	1,71,261.00 Dr
Sanitation Expenses		2,08,080.00		2,08,080.00 Dr
Security Expenses		3,48,095.00	69,563.00	2,78,532.00 Dr
Carried Over	2,24,53,162.80 Cr	9,12,39,784.03	9,12,39,784.03	2,24,53,162.80 Cr



continued ...

B.N.College of Architecture, MArch No.135

Trial Balance : 1-Apr-2019 to 31-Mar-2020

	Opening Balance	Transactions		Closing Balance
		Debit	Credit	
Brought Forward	2,24,53,162.80 Cr	9,12,39,784.03	9,12,39,784.03	2,24,53,162.80 Cr
<i>Seminar Expenses</i>		3,42,823.00	895.00	3,41,928.00 Dr
<i>Software Expenses</i>		1,66,481.00		1,66,481.00 Dr
<i>Telephone Expenses</i>		11,498.00	976.00	10,522.00 Dr
<i>Wastage Management Expenses</i>		72,000.00		72,000.00 Dr
Printing & Stationery		99,858.00	526.00	99,332.00 Dr
<i>Printing Expenses</i>		91,583.00	480.00	91,103.00 Dr
<i>Stationary Expenses</i>		8,275.00	46.00	8,229.00 Dr
Repairs & Maintenance		15,04,135.00	3,84,612.00	11,19,523.00 Dr
<i>Equipment AMC Expenses</i>		6,721.00	3,500.00	3,221.00 Dr
<i>R & M - Building</i>		4,16,160.00		4,16,160.00 Dr
<i>R & M - Computer</i>		7,829.00	72.00	7,757.00 Dr
<i>R & M - Electrical</i>		2,12,685.00		2,12,685.00 Dr
<i>R & M - Equipment</i>		2,60,958.00	17,919.00	2,43,039.00 Dr
<i>R & M - Furniture & Fixture</i>		2,42,890.00	34,685.00	2,08,205.00 Dr
<i>R & M - Others</i>		3,56,892.00	3,28,436.00	28,456.00 Dr
Travelling & Conveyance		31,466.00	28.00	31,438.00 Dr
<i>Conveyance Expenses</i>		10,740.00		10,740.00 Dr
<i>Travelling Expenses</i>		20,726.00	28.00	20,698.00 Dr
<i>Depreciation Account</i>		17,58,338.85	5,74,604.85	11,83,734.00 Dr
<i>Prior Period Adjustments A/c</i>		1,89,418.00	2,03,103.00	13,685.00 Cr
Profit & Loss A/c	2,24,53,162.80 Dr			2,24,53,162.80 Dr
Grand Total		9,12,39,784.03	9,12,39,784.03	



B.N.College of Architecture No.42

Karve Nagar

Pune 411052

Trial Balance

1-Apr-2019 to 31-Mar-2020

	Opening Balance	Transactions		Closing Balance
		Debit	Credit	
Capital Account	6,26,83,793.58 Cr	44,59,254.50	1,17,94,364.68	7,00,18,903.76 Cr
Depreciation Fund	6,05,15,682.47 Cr	38,17,826.50	1,14,28,532.68	6,81,26,388.65 Cr
<i>Depreciation Fund on DIK</i>	22,76,685.45 Cr	1,48,760.00	2,65,729.00	23,93,654.45 Cr
<i>Depreciation Fund on Govt. Grant</i>	6,49,000.90 Cr	22,602.00	65,109.00	6,91,507.90 Cr
<i>Depreciation Fund on Own Asset</i>	5,39,33,958.04 Cr	35,51,925.50	1,08,14,076.68	6,11,96,109.22 Cr
<i>Depreciation Fund on Vikas Nidhi</i>	54,941.00 Cr			54,941.00 Cr
<i>Depreciation Fund Specific Donation</i>	36,01,097.08 Cr	94,539.00	2,83,618.00	37,90,176.08 Cr
Non Current Liabilities	21,68,111.11 Cr	6,41,428.00	3,65,832.00	18,92,515.11 Cr
<i>Non Recurring DIK Utilised</i>	8,23,324.55 Cr	2,65,729.00	2,21,719.00	7,79,314.55 Cr
<i>Non Recurring Grants Utilised</i>	1,62,471.60 Cr	92,081.00	49,574.00	1,19,964.60 Cr
<i>Non Recurring Specific Donation Utilised</i>	11,82,314.96 Cr	2,83,618.00	94,539.00	9,93,235.96 Cr
Current Liabilities	1,47,84,684.52 Cr	5,03,69,804.75	5,18,89,487.40	1,63,04,367.17 Cr
Duties & Taxes	2,77,978.00 Cr	69,15,451.36	71,25,452.36	4,87,979.00 Cr
GST	2,426.00 Cr	10,472.00	8,046.00	
CGST	1,213.00 Cr	5,236.00	4,023.00	
SGST	1,213.00 Cr	5,236.00	4,023.00	
TDS	2,75,552.00 Cr	69,04,979.36	71,17,406.36	4,87,979.00 Cr
<i>TDS on Contractor</i>	16,957.00 Cr	1,08,577.36	1,15,409.36	23,789.00 Cr
<i>TDS on Professional Fees</i>	2,58,595.00 Cr	11,72,625.00	12,80,186.00	3,66,156.00 Cr
<i>TDS on Salary</i>		56,23,777.00	57,21,811.00	98,034.00 Cr
Deposits From Others	6,65,540.00 Cr		24,657.00	6,90,197.00 Cr
<i>Security Deposit From Suppliers</i>	6,65,540.00 Cr		24,657.00	6,90,197.00 Cr
Deposits From Students	24,19,000.00 Cr	1,95,500.00	3,53,500.00	25,77,000.00 Cr
<i>Caution Money Deposit</i>	5,69,000.00 Cr	20,000.00	88,000.00	6,37,000.00 Cr
<i>Library Deposit</i>	18,50,000.00 Cr	1,75,500.00	2,65,500.00	19,40,000.00 Cr
Indirect Receipts & Payments	841.00 Cr	68,17,306.00	72,69,298.00	4,52,833.00 Cr
Salary Deductions	841.00 Cr	68,17,306.00	72,69,298.00	4,52,833.00 Cr
<i>Credit Co-Op Society</i>		45,81,089.00	49,79,165.00	3,98,076.00 Cr
<i>Electricity Recovery</i>		1,35,798.00	1,45,358.00	9,560.00 Cr
<i>House Rent Recovery</i>		1,00,908.00	1,09,317.00	8,409.00 Cr
<i>LIC/ Postal RD</i>		1,60,506.00	1,74,141.00	13,635.00 Cr
<i>Mediclaime</i>		1,13,818.00	1,13,818.00	
<i>Other Deduction</i>	841.00 Cr	78,074.00	78,186.00	953.00 Cr
<i>Profession Tax</i>		2,66,750.00	2,88,950.00	22,200.00 Cr
<i>Provident Fund - Employee's Contri</i>		13,80,363.00	13,80,363.00	
Non Recurring Grants Unutilised	217.00 Cr	26,972.00	26,972.00	217.00 Cr
<i>BCUD Grant-Non Recurring Unutilised</i>	217.00 Cr	26,972.00	26,972.00	217.00 Cr
Other Current Liabilities	1,01,54,666.52 Cr	1,73,57,013.64	1,82,28,963.54	1,10,26,616.42 Cr
<i>Alumnae Association</i>	92,395.77 Cr	71,982.00	4,772.00	25,185.77 Cr
<i>Amounts Payable</i>	3,735.00 Cr	4,523.00	49,225.00	48,437.00 Cr
<i>Fee Refundable</i>	14,48,391.75 Cr	12,11,616.00	17,41,821.90	19,78,597.65 Cr
Carried Over	7,74,68,478.10 Cr	5,48,29,059.25	6,36,83,852.08	8,63,23,270.93 Cr



continued ...

	Opening Balance	Transactions		Closing Balance
		Debit	Credit	
Brought Forward	7,74,68,478.10 Cr	5,48,29,059.25	6,36,83,852.08	8,63,23,270.93 Cr
Provision For Expenses	86,05,738.00 Cr	1,60,18,396.64	1,63,83,619.64	89,70,961.00 Cr
Staff Contingency Fund		7,210.00	7,790.00	580.00 Cr
Stale Cheque	4,406.00 Cr	43,286.00	41,735.00	2,855.00 Cr
Recurring Grants Unutilised	1,06,110.00 Cr	54,462.00		51,648.00 Cr
AICTE Grant-Recurring Unutilised	50,000.00 Cr	50,000.00		
BCUD Grant- Recurring Unutilised	56,110.00 Cr	4,462.00		51,648.00 Cr
Scholarships & Freeships	9,41,235.00 Cr	1,60,43,859.75	1,58,77,670.50	7,75,045.75 Cr
Other Schoarships	1,74,886.50 Cr	15,49,110.25	17,08,182.50	3,33,958.75 Cr
EBC Scholarships	1,74,886.50 Cr	15,29,110.25	16,88,182.50	3,33,958.75 Cr
Other Scholarship A/c		20,000.00	20,000.00	
Samaj Kalyan Scholarships & Freeships	7,66,348.50 Cr	1,44,42,389.50	1,41,17,128.00	4,41,087.00 Cr
Samaj Kalyan (Excess Amt Received)	7,66,348.50 Cr	1,44,42,389.50	1,41,17,128.00	4,41,087.00 Cr
Interest on Endowment Scholarship		52,360.00	52,360.00	
University / Board Payments		23,32,740.00	23,45,565.00	12,825.00 Cr
Eligibility Fees Payable		1,05,100.00	1,06,750.00	1,650.00 Cr
Payable Eligibility Fees -UG		1,05,100.00	1,06,750.00	1,650.00 Cr
Exam Fees Payable		22,27,640.00	22,38,815.00	11,175.00 Cr
Payable F.Y.Exam Fees		4,03,560.00	4,03,560.00	
Payable L.Y.Exam Fees		8,52,690.00	8,63,865.00	11,175.00 Cr
Payable S.Y.Exam Fees		4,88,515.00	4,88,515.00	
Payable T.Y. Exam Fees		4,82,875.00	4,82,875.00	
Specific Donation Unutilised-Recurring	2,19,097.00 Cr	6,26,500.00	6,37,409.00	2,30,006.00 Cr
Fixed Assets	9,89,66,785.44 Dr	37,85,644.60	2,24,458.00	10,25,27,972.04 Dr
Fixed Assets-DIK	31,00,010.00 Dr	72,959.00		31,72,969.00 Dr
Computer-DIK	11,92,482.00 Dr			11,92,482.00 Dr
Office / Other Computers (DIK)	11,92,482.00 Dr			11,92,482.00 Dr
Equipment - DIK	11,82,249.00 Dr	28,001.00		12,10,250.00 Dr
Office/ Other Equipments (DIK)	11,82,249.00 Dr	28,001.00		12,10,250.00 Dr
Library Books -DIK	5,86,855.00 Dr	44,958.00		6,31,813.00 Dr
Library Books General (DIK)	5,46,895.00 Dr	44,958.00		5,91,853.00 Dr
Library C.D. (DIK)	39,960.00 Dr			39,960.00 Dr
Furniture & Fixtures -(DIK)	1,38,424.00 Dr			1,38,424.00 Dr
Fixed Assets-Grant	8,11,472.00 Dr	26,972.00	26,972.00	8,11,472.00 Dr
Computers- Grant	1,33,408.00 Dr			1,33,408.00 Dr
Computer Lab Computers (Grant)	1,00,000.00 Dr			1,00,000.00 Dr
Office / Other Computers (Grant)	33,408.00 Dr			33,408.00 Dr
Equipment- Grant	3,48,595.00 Dr	26,972.00	26,972.00	3,48,595.00 Dr
Computer Lab Equipments (Grant)	22,592.00 Dr			22,592.00 Dr
Office/ Other Equipments (Grant)	3,26,003.00 Dr	26,972.00	26,972.00	3,26,003.00 Dr
Library Books - Grant	3,29,469.00 Dr			3,29,469.00 Dr
Library Books General (Grant)	3,29,469.00 Dr			3,29,469.00 Dr
Carried Over	2,14,98,307.34 Dr	5,86,14,703.85	6,39,08,310.08	1,62,04,701.11 Dr



B.N.College of Architecture No.42

Trial Balance 1-Apr-2019 to 31-Mar-2020

	Opening Balance	Transactions		Closing Balance
		Debit	Credit	
Brought Forward	2,14,98,307.34 Dr	5,86,14,703.85	6,39,08,310.08	1,62,04,701.11 Dr
Fixed Assets-Own	9,02,71,891.94 Dr	36,85,713.60	1,97,486.00	9,37,60,119.54 Dr
Computers-Own	3,00,71,580.60 Dr	2,57,277.00	1,97,486.00	3,01,31,371.60 Dr
Computer Lab Computers (Own)	35,21,392.00 Dr			35,21,392.00 Dr
Office / Others Computers (Own)	2,65,50,188.60 Dr	2,57,277.00	1,97,486.00	2,66,09,979.60 Dr
Equipment -Own	1,91,85,807.05 Dr	13,17,429.00		2,05,03,236.05 Dr
Civil Lab Equipments (Own)	2,11,378.00 Dr			2,11,378.00 Dr
Computer Lab Equipments (Own)	44,61,790.00 Dr	1,32,620.00		45,94,410.00 Dr
Electrical Lab Equipments (Own)	1,40,222.00 Dr			1,40,222.00 Dr
Office/ Other Equipments(Own)	1,43,72,417.05 Dr	11,84,809.00		1,55,57,226.05 Dr
Library Books -Own	95,02,701.24 Dr	3,94,632.00		98,97,333.24 Dr
Library Books General (Own)	76,83,306.24 Dr	3,94,632.00		80,77,938.24 Dr
Library Books -P.G. Course (Own)	17,69,348.00 Dr			17,69,348.00 Dr
Library C.D. (Own)	50,047.00 Dr			50,047.00 Dr
Furniture & Fixtures (Own)	3,11,70,920.05 Dr	13,85,680.60		3,25,56,600.65 Dr
Terrace Shed (Own)	3,40,883.00 Dr	3,30,695.00		6,71,578.00 Dr
Fixed Assets-SD	47,83,411.50 Dr			47,83,411.50 Dr
Computers-Specific Donation	21,52,859.00 Dr			21,52,859.00 Dr
Office / Other Computers (SD)	21,52,859.00 Dr			21,52,859.00 Dr
Equipment -Specific Donation	18,67,809.00 Dr			18,67,809.00 Dr
Computer Lab Equipments (SD)	3,15,579.00 Dr			3,15,579.00 Dr
Office/ Other Equipments (SD)	15,52,230.00 Dr			15,52,230.00 Dr
Library Books -Specific Donation	1,78,280.00 Dr			1,78,280.00 Dr
Library Books General (SD)	1,57,907.00 Dr			1,57,907.00 Dr
Library Books -P.G. Course (SD)	20,373.00 Dr			20,373.00 Dr
Furniture & Fixtures - (SD)	5,84,463.50 Dr			5,84,463.50 Dr
Current Assets	2,78,31,360.36 Dr	28,83,66,856.32	28,68,65,403.69	2,93,32,812.99 Dr
Deposits (Asset)	17,93,319.60 Dr		23.60	17,93,296.00 Dr
Deposits- Electricity	18,370.00 Dr			18,370.00 Dr
Deposits- Telephone	4,926.00 Dr			4,926.00 Dr
Deposits To Others	17,70,023.60 Dr		23.60	17,70,000.00 Dr
Loans & Advances (Asset)	1,08,125.00 Dr	22,97,398.00	22,49,910.00	1,55,613.00 Dr
Advance to Staff	1,08,125.00 Dr	1,82,150.00	2,34,650.00	55,625.00 Dr
Advance for Expenses to Staff		53,900.00	53,900.00	
Diwali Advance	1,08,125.00 Dr	1,28,250.00	1,80,750.00	55,625.00 Dr
Advance to Supplier		21,15,248.00	20,15,260.00	99,988.00 Dr
Advance to Supplier		21,15,248.00	20,15,260.00	99,988.00 Dr
Cash-in-hand	502.00 Dr	3,51,287.00	3,40,282.00	11,507.00 Dr
Cash In Hand	547.00 Dr	3,49,666.00	3,39,098.00	11,115.00 Dr
Revenue Stamp	45.00 Cr	1,621.00	1,184.00	392.00 Dr
Bank Accounts	9,92,007.22 Dr	23,09,06,746.05	23,06,92,354.74	12,06,398.53 Dr
Axis Bank A/c No.63167	1,11,722.71 Dr	7,51,95,167.64	7,49,97,272.80	3,09,617.55 Dr
Bank Of Maha A/c No.23472	2,73,071.10 Dr	1,78,18,550.00	1,79,78,781.92	1,12,839.18 Dr
Bhagini Bank A/c No.413	1,796.75 Dr		1,796.75	
Bhagini Nivedita CB A/c No.20	3,45,523.85 Dr	2,46,43,169.00	2,49,88,692.85	
Carried Over	4,93,29,667.70 Dr	34,69,81,560.17	35,07,73,713.77	4,55,37,514.10 Dr



continued ...


	Opening Balance	Transactions		Closing Balance
		Debit	Credit	
Brought Forward	4,93,29,667.70 Dr	34,69,81,560.17	35,07,73,713.77	4,55,37,514.10 Dr
HDFC A/c No.00046	1,04,595.12 Dr	8,72,56,475.20	8,71,83,483.32	1,77,587.00 Dr
SBI CB A/c No.35075	8,638.60 Dr	5,000.00	5,605.00	8,033.60 Dr
Syndicate Bank A/c No.15869	70,658.77 Dr	2,59,87,233.32	2,54,71,722.10	5,86,169.99 Dr
Syndicate Bank A/c No.16542	76,000.32 Dr	1,150.89	65,000.00	12,151.21 Dr
Fees Receivable	2,30,37,294.50 Dr	4,79,41,698.75	4,76,52,576.75	2,33,26,416.50 Dr
Fees Receivable From Samaj Kalyan	2,15,59,817.50 Dr	3,82,01,158.75	3,81,33,916.75	2,16,27,059.50 Dr
FY Fees Receivable From Samaj Kalyan	81,08,558.75 Dr	1,20,96,990.25	1,18,69,743.75	83,35,805.25 Dr
IV Fees Receivable From Samaj Kalyan	29,90,318.75 Dr	60,84,656.50	58,24,387.25	32,50,588.00 Dr
LY Fees Receivable From Samaj Kalyan	24,47,910.00 Dr	55,07,720.00	55,09,588.00	24,46,042.00 Dr
SY Fees Receivable From Samaj Kalyan	46,63,364.50 Dr	80,40,125.25	83,00,358.00	44,03,131.75 Dr
TY Fees Receivable From Samaj Kalyan	33,49,665.50 Dr	64,71,666.75	66,29,839.75	31,91,492.50 Dr
Fees Receivable From Students	14,77,477.00 Dr	97,40,540.00	95,18,660.00	16,99,357.00 Dr
FY Fees Receivable From Students	1,11,467.00 Dr	547.00	547.00	1,11,467.00 Dr
IV Fees Receivable From Student	3,31,193.00 Dr	16,53,432.00	17,85,665.00	1,98,960.00 Dr
LY Fees Receivable From Students	3,88,361.00 Dr	50,30,563.00	46,28,263.00	7,90,661.00 Dr
SY Fees Receivable From Students	2,64,505.00 Dr	11,43,199.00	11,77,983.00	2,29,721.00 Dr
TY Fees Receivable From Students	3,81,951.00 Dr	19,12,799.00	19,26,202.00	3,68,548.00 Dr
Other Current Assets	73,234.00 Dr	5,51,022.00	3,38,490.00	2,85,766.00 Dr
Amounts Receivable	73,234.00 Dr	5,51,022.00	3,38,490.00	2,85,766.00 Dr
University/ Board Exam Exps Receivable	2,10,518.50 Dr	30,82,207.00	30,69,524.00	2,23,201.50 Dr
Univ. Exam Exp. Receivable: 1st Term Current Yr	2,10,518.50 Dr	3,70,441.00	3,85,393.00	1,95,566.50 Dr
Univ. Exam Exp. Receivable: 2nd Term Current Yr		27,11,766.00	26,84,131.00	27,635.00 Dr
Prepaid Expenses	16,16,359.54 Dr	32,36,497.52	25,22,242.60	23,30,614.46 Dr
Branch / Divisions	17,51,92,013.79 Cr	7,38,77,701.32	10,48,98,049.64	20,62,12,362.11 Cr
ITC Claim		1,10,863.00	1,10,863.00	
ITC Claim (CGST)		55,376.00	55,376.00	
ITC Claim (IGST)		111.00	111.00	
ITC Claim (SGST)		55,376.00	55,376.00	
BNCA Consultancy Cell	2,78,329.00 Dr	26,615.00	7,200.00	2,97,744.00 Dr
B.N.College of Architecture, CAID No.43		1,10,513.00	1,17,884.00	7,371.00 Cr
B.N.College of Architecture, MArch No.135	1,02,63,416.04 Dr	26,17,362.32	25,90,704.64	1,02,90,073.72 Dr
M.K.S.S.S.	18,57,33,758.83 Cr	7,10,12,348.00	10,20,71,398.00	21,67,92,808.83 Cr
Direct Incomes		3,36,38,831.00	14,23,17,546.80	10,86,78,715.80 Cr
Fees		3,36,38,831.00	14,23,17,546.80	10,86,78,715.80 Cr
FY Fees		78,53,065.00	3,57,93,246.00	2,79,40,181.00 Cr
F.Y. Development Fund		2,27,700.00	28,08,300.00	25,80,600.00 Cr
F.Y. Tuition Fees		75,89,820.00	3,28,89,221.00	2,52,99,401.00 Cr
F.Y. University Fee		35,545.00	95,725.00	60,180.00 Cr
IV YR. B'rch Fees		51,44,297.00	2,49,04,583.80	1,97,60,286.80 Cr
IV.Y. Development Fund (B'rch)		2,48,586.00	20,41,538.00	17,92,952.00 Cr
IV.Y. Tuition Fee (B'rch)		48,60,485.00	2,27,67,320.80	1,79,06,835.80 Cr
IV.Y. University Fee (B'rch)		35,226.00	95,725.00	60,499.00 Cr
Carried Over	12,58,62,346.09 Cr	45,44,98,092.49	59,79,89,310.21	26,93,53,563.81 Cr



B.N.College of Architecture No.42

Trial Balance 1-Apr-2019 to 31-Mar-2020

	Opening Balance	Transactions		Closing Balance
		Debit	Credit	
Brought Forward	12,58,62,346.09 Cr	45,44,98,092.49	59,79,89,310.21	26,93,53,563.81 Cr
LY Fees		81,12,953.00	2,63,23,762.00	1,82,10,809.00 Cr
<i>L.Y.Development Fund</i>		4,46,920.00	21,05,459.00	16,58,539.00 Cr
<i>L.Y. Tuition Fees</i>		76,20,995.00	2,41,17,655.00	1,64,96,660.00 Cr
<i>L.Y.University Fee</i>		45,038.00	1,00,648.00	55,610.00 Cr
SY Fees		64,11,682.00	2,89,05,536.00	2,24,93,854.00 Cr
<i>S.Y.Development Fund</i>		2,72,991.00	23,08,011.00	20,35,020.00 Cr
<i>S.Y. Tuition Fees</i>		61,05,743.00	2,65,06,723.00	2,04,00,980.00 Cr
<i>S.Y.University Fee</i>		32,948.00	90,802.00	57,854.00 Cr
TY Fees		61,16,834.00	2,63,90,419.00	2,02,73,585.00 Cr
<i>T.Y.Development Fund</i>		3,19,920.00	21,57,831.00	18,37,911.00 Cr
<i>T.Y. Tuition Fees</i>		57,61,176.00	2,41,40,145.00	1,83,78,969.00 Cr
<i>T.Y.University Fee</i>		35,738.00	92,443.00	56,705.00 Cr
Direct Expenses		10,86,03,246.50	78,04,634.50	10,07,98,612.00 Dr
Educational Expenses		1,64,78,276.50	12,93,708.50	1,51,84,568.00 Dr
Departmental Expenses		5,25,987.00	5,153.00	5,20,834.00 Dr
<i>Exam Expenses</i>		3,837.00	3,837.00	
<i>Library Expenses</i>		27,222.00	227.00	26,995.00 Dr
<i>Workshop Expenses</i>		4,94,928.00	1,089.00	4,93,839.00 Dr
Direct Expenses For Students		40,14,424.50	33,221.50	39,81,203.00 Dr
<i>Admission Processing Fee Expenses</i>		52,000.00		52,000.00 Dr
<i>Educational Tours Expenses</i>		2,94,205.50	21,175.50	2,73,030.00 Dr
<i>Education Fair Expenses</i>		11,52,000.00		11,52,000.00 Dr
<i>Gathering Expenses</i>		10,27,322.00	10,604.00	10,16,718.00 Dr
<i>Medical Charges Paid</i>		14,490.00		14,490.00 Dr
<i>Sports Expenses</i>		34,407.00	1,442.00	32,965.00 Dr
<i>Student Activity Expenses</i>		4,80,000.00		4,80,000.00 Dr
<i>Student Facility Expenses</i>		9,60,000.00		9,60,000.00 Dr
Professional Charges		1,15,41,165.00	11,35,184.00	1,04,05,981.00 Dr
<i>Honorarium Paid</i>		70,000.00		70,000.00 Dr
Professional Charges of Visiting Faculty		1,14,71,165.00	11,35,184.00	1,03,35,981.00 Dr
University / Board Related		3,96,700.00	1,20,150.00	2,76,550.00 Dr
<i>Affiliation Fee Paid</i>		3,84,700.00	1,20,150.00	2,64,550.00 Dr
<i>University Committee Expenses</i>		12,000.00		12,000.00 Dr
Other Direct Expenses		77,372.00	69,034.00	8,338.00 Dr
<i>Advertisement Expenses</i>		77,372.00	69,034.00	8,338.00 Dr
Salaries & Wages		9,20,47,598.00	64,41,892.00	8,56,05,706.00 Dr
Non Teaching Admin Salary		1,80,73,035.00	14,13,125.00	1,66,59,910.00 Dr
<i>Non Teaching Admin Salary</i>		1,80,73,035.00	14,13,125.00	1,66,59,910.00 Dr
Teaching Salary		6,00,70,181.00	47,30,618.00	5,53,39,563.00 Dr
<i>Teaching Salary</i>		6,00,70,181.00	47,30,618.00	5,53,39,563.00 Dr
Contribution to Retirement Benefits		86,00,690.00		86,00,690.00 Dr
Encashment of Leave Paid		4,58,581.00		4,58,581.00 Dr
Gratuity Contribution Paid		26,69,644.00		26,69,644.00 Dr
Mediclaime Policy		4,00,764.00	2,97,836.00	1,02,928.00 Dr
Carried Over	12,58,62,346.09 Cr	56,31,01,338.99	60,57,93,944.71	16,85,54,951.81 Cr



B.N.College of Architecture No.42

Trial Balance : 1-Apr-2019 to 31-Mar-2020

	Opening Balance	Transactions		Closing Balance
		Debit	Credit	
Brought Forward	12,58,62,346.09 Cr	56,31,01,338.99	60,57,93,944.71	16,85,54,951.81 Cr
<i>P.F.Administration Charges</i>		53,529.00	12.00	53,517.00 Dr
<i>P.F.Administrative Charges</i>		2,488.00	1.00	2,487.00 Dr
<i>P.F.EDLI Contribution</i>		53,528.00	12.00	53,516.00 Dr
<i>Provident Fund - Employer's Contribution</i>		12,68,970.00	286.00	12,68,684.00 Dr
<i>Staff Improvement/ Welfare Expenses</i>		3,96,188.00	2.00	3,96,186.00 Dr
Indirect Incomes		44,714.04	2,42,769.77	1,98,055.73 Cr
Other Income		44,714.04	2,42,769.77	1,98,055.73 Cr
<i>Admission Cancellation Charged Received</i>			2,544.00	2,544.00 Cr
<i>Bank Interest Received</i>			1,28,578.46	1,28,578.46 Cr
<i>Misc. Receipts</i>		34,710.00	1,01,625.00	66,915.00 Cr
<i>Rounding Off A/c</i>		4.04	22.31	18.27 Cr
<i>Student Welfare Charges</i>		10,000.00	10,000.00	
Indirect Expenses		4,91,05,883.18	62,15,221.73	4,28,90,661.45 Dr
Establishment Expenses		3,83,44,638.58	28,05,005.31	3,55,39,633.27 Dr
Office Expenses		2,81,89,580.00	19,21,966.18	2,62,67,613.82 Dr
<i>Audit Fee</i>		4,20,000.00	2,677.00	4,17,323.00 Dr
<i>Bank Charges</i>		23,152.15		23,152.15 Dr
<i>Courier Expenses</i>		10,994.00	1,663.00	9,331.00 Dr
<i>Electricity Expenses</i>		30,61,853.00	4,00,000.00	26,61,853.00 Dr
<i>Entertainment Expenses</i>		2,88,705.00	35,003.00	2,53,702.00 Dr
<i>Function Expenses</i>		39,470.00	184.00	39,286.00 Dr
<i>Ground Maintenance Expenses</i>		9,60,000.00		9,60,000.00 Dr
<i>Houses Keeping Expenses</i>		12,18,539.36	32,927.00	11,85,612.36 Dr
<i>Infrastructure Facility Expenses</i>		1,22,70,000.00		1,22,70,000.00 Dr
<i>Insurance Expenses</i>		3,13,445.00	2,28,590.00	84,855.00 Dr
<i>Internet Expenses</i>		11,35,207.00	2,32,730.00	9,02,477.00 Dr
<i>News Papers & Periodicals Expenses</i>		24,519.00	1,600.00	22,919.00 Dr
<i>Office Expenses</i>		94,569.00	575.00	93,994.00 Dr
<i>Postage Expenses</i>		593.00		593.00 Dr
<i>Professional Charges Paid</i>		39,060.00	2,360.00	36,700.00 Dr
<i>Professional Membership Expenses</i>		22,180.00		22,180.00 Dr
<i>Rates/Taxes/Cesses Paid</i>		17,23,853.00	5,66,137.00	11,57,716.00 Dr
<i>Sanitation Expenses</i>		10,15,920.00		10,15,920.00 Dr
<i>Security Expenses</i>		20,22,011.31	1,57,984.00	18,64,027.31 Dr
<i>Seminar Expenses</i>		5,76,965.00	65,489.00	5,11,476.00 Dr
<i>Software Expenses</i>		19,01,523.00	81,794.00	18,19,729.00 Dr
<i>Subscription for Journal</i>		3,38,766.00	7,031.00	3,31,735.00 Dr
<i>Telephone Expenses</i>		27,826.00	3,253.00	24,573.00 Dr
<i>Vision Mission Expenses</i>		99,871.00	1,00,221.00	350.00 Cr
<i>Wastage Management Expenses</i>		4,80,000.00		4,80,000.00 Dr
<i>Website Development Expenses</i>		80,558.18	1,748.18	78,810.00 Dr
Printing & Stationery		9,28,154.72	10,629.72	9,17,525.00 Dr
<i>Binding Expenses</i>		903.00	11.00	892.00 Dr
<i>Printing Expenses</i>		6,68,609.72	7,095.72	6,61,514.00 Dr
<i>Stationary Expenses</i>		2,18,008.00	3,133.00	2,14,875.00 Dr
Carried Over	12,58,62,346.09 Cr	61,22,51,936.21	61,22,51,936.21	12,58,62,346.09 Cr



continued ...

B.N.College of Architecture No.42

Trial Balance : 1-Apr-2019 to 31-Mar-2020

	Opening Balance	Transactions		Closing Balance
		Debit	Credit	
Brought Forward	12,58,62,346.09 Cr	61,22,51,936.21	61,22,51,936.21	12,58,62,346.09 Cr
Xeroxing Expenses		40,634.00	390.00	40,244.00 Dr
Repairs & Maintenance		91,11,912.86	8,71,609.41	82,40,303.45 Dr
Equipment AMC Expenses		1,28,156.00	1,277.00	1,26,879.00 Dr
R & M - Building		29,10,818.71	67,855.26	28,42,963.45 Dr
R & M - Computer		4,16,182.00	1,93,523.00	2,22,659.00 Dr
R & M - Electrical		10,89,341.15	408.15	10,88,933.00 Dr
R & M - Equipment		1,58,847.00	6,062.00	1,52,785.00 Dr
R & M - Furniture & Fixture		12,25,205.00	1,02,947.00	11,22,258.00 Dr
R & M - Others		27,62,254.00	4,97,780.00	22,64,474.00 Dr
Software AMC Expenses		4,21,109.00	1,757.00	4,19,352.00 Dr
Travelling & Conveyance		1,14,991.00	800.00	1,14,191.00 Dr
Conveyance Expenses		46,042.00		46,042.00 Dr
Travelling Expenses		68,949.00	800.00	68,149.00 Dr
Depreciation Account		1,07,48,210.00	33,43,147.00	74,05,063.00 Dr
Loss/Profit on Assets Sold/Written Off			21.00	21.00 Cr
Prior Period Adjustments A/c		13,034.60	67,048.42	54,013.82 Cr
Profit & Loss A/c	12,58,62,346.09 Dr			12,58,62,346.09 Dr
Grand Total		61,22,51,936.21	61,22,51,936.21	



[Handwritten signature]

B.N.College of Architecture No.42

Trial Balance

1-Apr-20 to 31-Mar-21

Particulars	Opening Balance	Transactions		Closing Balance
		Debit	Credit	
Capital Account	7,00,18,903.76 Cr			
Depreciation Fund	6,81,26,388.65 Cr	8,79,862.00	81,27,721.00	7,72,66,762.76 Cr
<i>Depreciation Fund on DIK</i>	23,93,654.45 Cr	2,21,102.00	76,24,958.00	7,55,30,244.65 Cr
<i>Depreciation Fund on Govt. Grant</i>	6,91,507.90 Cr		2,06,627.00	26,00,281.45 Cr
<i>Depreciation Fund on Own Asset</i>	6,11,96,109.22 Cr	31,692.00	41,017.00	7,32,524.90 Cr
<i>Depreciation Fund on Vikas Nidhi</i>	54,941.00 Cr		72,50,312.00	6,84,14,729.22 Cr
<i>Depreciation Fund Specific Donation</i>	37,90,176.08 Cr	1,89,410.00	1,27,002.00	54,941.00 Cr
Non Current Liabilities	18,92,515.11 Cr	6,58,760.00	5,02,763.00	37,27,768.08 Cr
<i>Non Recurring DIK Utilised</i>	7,79,314.55 Cr	2,06,627.00	5,02,763.00	17,36,518.11 Cr
<i>Non Recurring Grants Utilised</i>	1,19,964.60 Cr	41,017.00		10,75,450.55 Cr
<i>Non Recurring Specific Donation Utilised</i>	9,93,235.96 Cr	4,11,116.00		78,947.60 Cr
				5,82,119.96 Cr
Current Liabilities	1,63,04,367.17 Cr	4,07,78,038.50	5,24,28,904.50	2,79,55,233.17 Cr
Duties & Taxes	4,87,979.00 Cr	74,83,672.00	79,33,082.00	9,37,389.00 Cr
GST			11,562.00	11,562.00 Cr
IGST			11,562.00	11,562.00 Cr
TDS	4,87,979.00 Cr	74,83,672.00	79,21,520.00	9,25,827.00 Cr
<i>TDS on Contractor</i>	23,789.00 Cr	1,14,771.00	1,55,720.00	64,738.00 Cr
<i>TDS on Professional Fees</i>	3,66,156.00 Cr	8,57,343.00	7,27,259.00	2,36,072.00 Cr
<i>TDS on Salary</i>	98,034.00 Cr	65,11,558.00	70,38,541.00	6,25,017.00 Cr
Deposits From Others	6,90,197.00 Cr	4,37,957.00	2,818.00	2,55,058.00 Cr
<i>Secuirty Deposit From Suppliers</i>	6,90,197.00 Cr	4,37,957.00	2,818.00	2,55,058.00 Cr
Deposits From Students	25,77,000.00 Cr	1,54,000.00	3,42,000.00	27,65,000.00 Cr
<i>Caution Money Deposit</i>	6,37,000.00 Cr	38,500.00	85,500.00	6,84,000.00 Cr
<i>Library Deposit</i>	19,40,000.00 Cr	1,15,500.00	2,56,500.00	20,81,000.00 Cr
Indirect Receipts & Payments	4,52,833.00 Cr	62,95,029.00	63,65,731.00	5,23,535.00 Cr
Salary Deductions	4,52,833.00 Cr	62,95,029.00	63,65,731.00	5,23,535.00 Cr
<i>Credit Co-Op Society</i>	3,98,076.00 Cr	43,37,941.00	43,01,272.00	3,61,407.00 Cr
<i>Electricity Recovery</i>	9,560.00 Cr	1,28,265.00	1,28,345.00	9,640.00 Cr
<i>House Rent Recovery</i>	8,409.00 Cr	1,00,908.00	1,01,617.00	9,118.00 Cr
<i>LIC/ Postal RD</i>	13,635.00 Cr	1,63,620.00	1,63,620.00	13,635.00 Cr
<i>Mediclaime</i>		82,044.00	82,044.00	
<i>Other Deduction</i>	953.00 Cr	1,69,309.00	1,69,197.00	841.00 Cr
<i>Profession Tax</i>	22,200.00 Cr	2,33,825.00	2,32,625.00	21,000.00 Cr
<i>Provident Fund - Employee's Contri</i>		10,79,117.00	11,87,011.00	1,07,894.00 Cr
Non Recurring Grants Unutilised	217.00 Cr			217.00 Cr
<i>BCUD Grant-Non Recurring Unutilised</i>	217.00 Cr			217.00 Cr
Other Current Liabilities .	1,10,26,616.42 Cr	1,00,25,081.00	2,00,19,098.00	2,10,20,633.42 Cr
<i>Alumnae Association</i>	25,185.77 Cr			25,185.77 Cr
<i>Amounts Payable</i>	48,437.00 Cr	20,013.00	2,79,743.00	3,08,167.00 Cr
<i>Fee Refundable</i>	19,78,597.65 Cr	11,77,092.00	11,22,701.00	19,24,206.65 Cr
<i>Provision For Expenses</i>	89,70,961.00 Cr	88,16,596.00	1,85,62,684.00	1,87,17,049.00 Cr
<i>Staff Contingency Fund</i>	580.00 Cr	6,380.00	6,980.00	1,180.00 Cr
<i>Stale Cheque</i>	2,855.00 Cr	5,000.00	46,990.00	44,845.00 Cr
Recurring Grants Unutilised	51,648.00 Cr			51,648.00 Cr
<i>BCUD Grant- Recurring Unutilised</i>	51,648.00 Cr			51,648.00 Cr
Schoarships & Freeships	7,75,045.75 Cr	1,13,10,122.50	1,21,52,219.50	16,17,142.75 Cr
Other Schoarships	3,33,958.75 Cr	8,96,707.00	5,62,751.75	3.50 Cr
<i>EBC Scholarships</i>	3,33,958.75 Cr	8,96,707.00	5,62,751.75	3.50 Cr
Samaj Kalyan Scholarships & Freeships	4,41,087.00 Cr	1,03,61,728.50	1,15,37,780.75	16,17,139.25 Cr
<i>Samaj Kalyan (Excess Amt Received)</i>	4,41,087.00 Cr	1,03,61,728.50	1,15,37,780.75	16,17,139.25 Cr
<i>Interest on Endowment Scholarship</i>		51,687.00	51,687.00	
Carried Over	8,63,23,270.93 Cr	4,16,57,900.50	6,05,56,625.50	10,52,21,995.93 Cr

Particulars	Opening Balance	Transactions		Closing Balance
		Debit	Credit	
Brought Forward	8,63,23,270.93 Cr	4,16,57,900.50	6,05,56,625.50	10,52,21,995.93 Cr
University / Board Payments	12,825.00 Cr	28,64,501.00	28,77,131.00	25,455.00 Cr
Eligibility Fees Payable	1,650.00 Cr	96,550.00	96,550.00	1,650.00 Cr
Payable Eligibility Fees -UG	1,650.00 Cr	96,550.00	96,550.00	1,650.00 Cr
Exam Fees Payable	11,175.00 Cr	27,67,951.00	27,80,581.00	23,805.00 Cr
Payable F.Y.Exam Fees		1,68,435.00	1,71,000.00	2,565.00 Cr
Payable L.Y.Exam Fees	11,175.00 Cr	3,70,075.00	3,75,025.00	16,125.00 Cr
Payable S.Y.Exam Fees		20,45,101.00	20,47,696.00	2,595.00 Cr
Payable T.Y. Exam Fees		1,84,340.00	1,86,860.00	2,520.00 Cr
Salary Payable		20,06,767.00	25,46,825.00	5,40,058.00 Cr
Specific Donation Unutilised-Recurring	2,30,006.00 Cr	2,00,909.00	1,90,000.00	2,19,097.00 Cr
Fixed Assets	10,25,27,972.04 Dr	35,30,182.00	7,31,693.00	10,53,26,461.04 Dr
Fixed Assets-DIK	31,72,969.00 Dr	5,02,763.00		36,75,732.00 Dr
Computer-DIK	11,92,482.00 Dr			11,92,482.00 Dr
Office / Other Computers (DIK)	11,92,482.00 Dr			11,92,482.00 Dr
Equipment - DIK	12,10,250.00 Dr	5,02,763.00		17,13,013.00 Dr
Office/ Other Equipments (DIK)	12,10,250.00 Dr	5,02,763.00		17,13,013.00 Dr
Library Books -DIK	6,31,813.00 Dr			6,31,813.00 Dr
Library Books General (DIK)	5,91,853.00 Dr			5,91,853.00 Dr
Library C.D. (DIK)	39,960.00 Dr			39,960.00 Dr
Furniture & Fixtures -(DIK)	1,38,424.00 Dr			1,38,424.00 Dr
Fixed Assets-Grant	8,11,472.00 Dr	22,592.00	22,592.00	8,11,472.00 Dr
Computers- Grant	1,33,408.00 Dr	22,592.00		1,56,000.00 Dr
Computer Lab Computers (Grant)	1,00,000.00 Dr			1,00,000.00 Dr
Office / Other Computers (Grant)	33,408.00 Dr	22,592.00		56,000.00 Dr
Equipment- Grant	3,48,595.00 Dr		22,592.00	3,26,003.00 Dr
Computer Lab Equipments (Grant)	22,592.00 Dr		22,592.00	3,26,003.00 Dr
Office/ Other Equipments (Grant)	3,26,003.00 Dr			3,26,003.00 Dr
Library Books - Grant	3,29,469.00 Dr			3,29,469.00 Dr
Library Books General (Grant)	3,29,469.00 Dr			3,29,469.00 Dr
Fixed Assets-Own	9,37,60,119.54 Dr	27,64,932.00	2,35,577.00	9,62,89,474.54 Dr
Computers-Own	3,01,31,371.60 Dr	27,04,316.00	1,56,350.00	3,26,79,337.60 Dr
Computer Lab Computers (Own)	35,21,392.00 Dr			60,69,358.00 Dr
Office / Others Computers (Own)	2,66,09,979.60 Dr	27,04,316.00	1,56,350.00	2,66,09,979.60 Dr
Equipment -Own	2,05,03,236.05 Dr	55,932.00		2,05,59,168.05 Dr
Civil Lab Equipments (Own)	2,11,378.00 Dr			2,11,378.00 Dr
Computer Lab Equipments (Own)	45,94,410.00 Dr			45,94,410.00 Dr
Electrical Lab Equipments (Own)	1,40,222.00 Dr			1,40,222.00 Dr
Office/ Other Equipments(Own)	1,55,57,226.05 Dr	55,932.00		1,56,13,158.05 Dr
Library Books -Own.	98,97,333.24 Dr	4,684.00		99,02,017.24 Dr
Library Books General (Own)	80,77,938.24 Dr	4,684.00		80,82,622.24 Dr
Library Books -P.G. Course (Own)	17,69,348.00 Dr			17,69,348.00 Dr
Library C.D. (Own)	50,047.00 Dr			50,047.00 Dr
Furniture & Fixtures (Own)	3,25,56,600.65 Dr		79,227.00	3,24,77,373.65 Dr
Terrace Shed (Own)	6,71,578.00 Dr			6,71,578.00 Dr
Fixed Assets-SD	47,83,411.50 Dr		4,73,524.00	43,09,887.50 Dr
Computers-Specific Donation	21,52,859.00 Dr			21,52,859.00 Dr
Office / Other Computers (SD)	21,52,859.00 Dr			21,52,859.00 Dr
Equipment -Specific Donation	18,67,809.00 Dr		4,73,524.00	13,94,285.00 Dr
Computer Lab Equipments (SD)	3,15,579.00 Dr			3,15,579.00 Dr
Office/ Other Equipments (SD)	15,52,230.00 Dr		4,73,524.00	10,78,706.00 Dr
Library Books -Specific Donation	1,78,280.00 Dr			1,78,280.00 Dr
Library Books General (SD)	1,57,907.00 Dr			1,57,907.00 Dr
Library Books -P.G. Course (SD)	20,373.00 Dr			20,373.00 Dr
Carried Over	1,62,04,701.11 Dr	4,51,88,082.50	6,12,88,318.50	1,04,465.11 Dr

Particulars	Opening Balance	Transactions		Closing Balance
		Debit	Credit	
Brought Forward	1,62,04,701.11 Dr	4,51,88,082.50	6,12,88,318.50	1,04,465.11 Dr
<i>Furniture & Fixtures - (SD)</i>	5,84,463.50 Dr			5,84,463.50 Dr
<i>Work in Progress</i>		2,39,895.00		2,39,895.00 Dr
Current Assets	2,93,32,812.99 Dr	23,92,86,777.47	22,06,46,551.38	4,79,73,039.08 Dr
Deposits (Asset)	17,93,296.00 Dr			17,93,296.00 Dr
<i>Deposits- Electricity</i>	18,370.00 Dr			18,370.00 Dr
<i>Deposits- Telephone</i>	4,926.00 Dr			4,926.00 Dr
<i>Deposits To Others</i>	17,70,000.00 Dr			17,70,000.00 Dr
Loans & Advances (Asset)	1,55,613.00 Dr	14,46,527.00	16,02,140.00	
<i>Advance to Staff</i>	55,625.00 Dr	30,925.00	86,550.00	
<i>Advance for Expenses to Staff</i>		26,550.00	26,550.00	
<i>Diwali Advance</i>	55,625.00 Dr	4,375.00	60,000.00	
<i>Advance to Supplier</i>	99,988.00 Dr	14,15,602.00	15,15,590.00	
<i>Advance to Supplier</i>	99,988.00 Dr	14,15,602.00	15,15,590.00	
Cash-in-hand	11,507.00 Dr	1,10,772.00	1,18,905.00	3,374.00 Dr
<i>Cash In Hand</i>	11,115.00 Dr	1,09,666.00	1,17,627.00	3,154.00 Dr
<i>Revenue Stamp</i>	392.00 Dr	1,106.00	1,278.00	220.00 Dr
Bank Accounts	12,06,398.53 Dr	20,47,39,016.08	20,52,21,790.61	7,23,624.00 Dr
<i>Axis Bank A/c No.63167</i>	3,09,617.55 Dr	8,05,80,070.64	8,07,62,681.80	1,27,006.39 Dr
<i>Bank Of Maha A/c No.23472</i>	1,12,839.18 Dr	1,59,76,354.48	1,55,36,231.16	5,52,962.50 Dr
<i>HDFC A/c No.00046</i>	1,77,587.00 Dr	9,68,71,558.81	9,70,33,589.60	15,556.21 Dr
<i>SBI CB A/c No.35075</i>	8,033.60 Dr	4,500.00	12,533.60	
<i>Syndicate Bank A/c No.15869</i>	5,86,169.99 Dr	1,13,06,190.41	1,18,64,261.50	28,098.90 Dr
<i>Syndicate Bank A/c No.16542</i>	12,151.21 Dr	341.74	12,492.95	
Fees Receivable	2,33,26,416.50 Dr	3,08,73,617.00	1,08,84,905.25	4,33,15,128.25 Dr
Fees Receivable From Samaj Kalyan	2,16,27,059.50 Dr	2,87,54,110.00	99,81,316.25	4,03,99,853.25 Dr
FY Fees Receivable From Samaj Kalyan	83,35,805.25 Dr	72,91,655.00	27,17,045.25	1,29,10,415.00 Dr
IV Fees Receivable From Samaj Kalyan	32,50,588.00 Dr	43,92,318.00	18,94,504.50	57,48,401.50 Dr
LY Fees Receivable From Samaj Kalyan	24,46,042.00 Dr	39,47,069.00	12,71,130.50	51,21,980.50 Dr
SY Fees Receivable From Samaj Kalyan	44,03,131.75 Dr	71,27,975.00	21,58,783.25	93,72,323.50 Dr
TY Fees Receivable From Samaj Kalyan	31,91,492.50 Dr	59,95,093.00	19,39,852.75	72,46,732.75 Dr
Fees Receivable From Students	16,99,357.00 Dr	21,19,507.00	9,03,589.00	29,15,275.00 Dr
FY Fees Receivable From Students	1,11,467.00 Dr	2,99,261.00		4,10,728.00 Dr
IV Fees Receivable From Student	1,98,960.00 Dr	8,77,764.00	1,97,183.00	8,79,541.00 Dr
LY Fees Receivable From Students	7,90,661.00 Dr	3,93,734.00	3,90,227.00	7,94,168.00 Dr
SY Fees Receivable From Students	2,29,721.00 Dr	3,25,493.00	80,047.00	4,75,167.00 Dr
TY Fees Receivable From Students	3,68,548.00 Dr	2,23,255.00	2,36,132.00	3,55,671.00 Dr
Other Current Assets	2,85,766.00 Dr	7,14,711.00	2,94,939.00	7,05,538.00 Dr
<i>Amounts Receivable</i>	2,85,766.00 Dr	7,14,711.00	2,94,939.00	7,05,538.00 Dr
University/ Board Exam Exps Receivable	2,23,201.50 Dr	45,695.00	2,05,111.00	63,785.50 Dr
<i>Univ. Exam Exp. Receivable: 1st Term Current Yr</i>	1,95,566.50 Dr		1,76,817.00	18,749.50 Dr
<i>Univ. Exam Exp. Receivable: 2nd Term Current Yr</i>	27,635.00 Dr	45,695.00	28,294.00	45,036.00 Dr
<i>Prepaid Expenses</i>	23,30,614.46 Dr	13,56,439.39	23,18,760.52	13,68,293.33 Dr
Branch / Divisions	20,62,12,362.11 Cr	6,98,32,855.68	8,91,47,180.12	22,55,26,686.55 Cr
ITC Claim		47,251.00	47,251.00	
<i>ITC Claim (CGST)</i>		23,586.00	23,586.00	
<i>ITC Claim (IGST)</i>		79.00	79.00	
<i>ITC Claim (SGST)</i>		23,586.00	23,586.00	
BNCA Consultancy Cell	2,97,744.00 Dr	52,849.00	47,299.00	3,03,294.00 Dr
B.N.College of Architecture, CAID No.43	7,371.00 Cr	2,95,396.00	2,04,081.00	83,944.00 Dr
B.N.College of Architecture, MArch No.135	1,02,90,073.72 Dr	24,52,659.68	24,30,530.12	1,03,12,203.28 Dr
M.K.S.S.S.	21,67,92,808.83 Cr	6,69,84,700.00	8,64,18,019.00	23,62,26,127.83 Cr
Carried Over	16,06,74,848.01 Cr	35,43,07,715.65	37,10,82,050.00	17,74,49,182.36 Cr

Particulars	Opening Balance	Transactions		Closing Balance
		Debit	Credit	
Brought Forward	16,06,74,848.01 Cr	35,43,07,715.65	37,10,82,050.00	17,74,49,182.36 Cr
Direct Incomes				
Fees		14,08,168.00	12,58,37,363.31	12,44,29,195.31 Cr
FY Fees		14,08,168.00	12,58,37,363.31	12,44,29,195.31 Cr
F.Y. Development Fund		2,14,605.00	3,10,56,678.00	3,08,42,073.00 Cr
F.Y.Tuition Fees			32,24,034.00	32,24,034.00 Cr
F.Y.University Fee		1,83,141.00	2,77,39,107.00	2,75,55,966.00 Cr
IV YR. BArch Fees		31,464.00	93,537.00	62,073.00 Cr
IV.Y. Development Fund (BArch)		3,83,626.00	2,24,31,710.78	2,20,48,084.78 Cr
IV.Y. Tuition Fee (BArch)		47,182.00	20,67,062.00	20,19,880.00 Cr
IV.Y. University Fee (BArch)		3,08,180.00	2,02,73,299.78	1,99,65,119.78 Cr
LY Fees		28,264.00	91,349.00	63,085.00 Cr
L.Y.Development Fund		26,896.00	2,07,25,708.00	2,06,98,812.00 Cr
L.Y. Tuition Fees			19,09,445.00	19,09,445.00 Cr
L.Y.University Fee			1,87,26,555.00	1,87,26,555.00 Cr
SY Fees		26,896.00	89,708.00	62,812.00 Cr
S.Y.Development Fund		7,48,335.00	2,77,74,650.53	2,70,26,315.53 Cr
S.Y.Tuition Fees		60,720.00	25,56,880.00	24,96,160.00 Cr
S.Y.University Fee		6,58,367.00	2,51,25,327.53	2,44,66,960.53 Cr
TY Fees		29,248.00	92,443.00	63,195.00 Cr
T.Y.Development Fund		34,706.00	2,38,48,616.00	2,38,13,910.00 Cr
T.Y.Tuition Fees		954.00	21,62,465.00	21,61,511.00 Cr
T.Y.University Fee		6,856.00	2,15,95,349.00	2,15,88,493.00 Cr
Direct Expenses				
Educational Expenses		8,70,69,027.00	14,39,604.00	8,56,29,423.00 Dr
Departmental Expenses		1,27,64,790.00	4,25,573.00	1,23,39,217.00 Dr
Exam Expenses		8,828.00		8,828.00 Dr
Library Expenses		755.00		755.00 Dr
Workshop Expenses		800.00		800.00 Dr
Direct Expenses For Students		7,273.00		7,273.00 Dr
Admission Processing Fee Expenses		34,85,785.00		34,85,785.00 Dr
Educational Tours Expenses		52,000.00		52,000.00 Dr
Education Fair Expenses		10,000.00		10,000.00 Dr
E Learning Agunation Expenses		8,64,000.00		8,64,000.00 Dr
Gathering Expenses		19,51,128.00		19,51,128.00 Dr
Sports Expenses		25,050.00		25,050.00 Dr
Student Activity Expenses		7,607.00		7,607.00 Dr
Student Facility Expenses		3,36,000.00		3,36,000.00 Dr
Professional Charges		2,40,000.00		2,40,000.00 Dr
Honorarium Paid		91,30,177.00	4,25,573.00	87,04,604.00 Dr
Professional Charges of Visiting Faculty		24,925.00	925.00	24,000.00 Dr
University / Board Related		91,05,252.00	4,24,648.00	86,80,604.00 Dr
Affiliation Fee Paid		1,40,000.00		1,40,000.00 Dr
Other Direct Expenses		1,40,000.00		1,40,000.00 Dr
Advertiesment Expenses		2,00,000.00		2,00,000.00 Dr
Salaries & Wages		2,00,000.00		2,00,000.00 Dr
Non Teaching Admin Salary		7,41,04,237.00	10,14,031.00	7,30,90,206.00 Dr
Non Teaching Admin Salary		1,72,56,741.00	2,28,305.00	1,70,28,436.00 Dr
Teaching Salary		1,72,56,741.00	2,28,305.00	1,70,28,436.00 Dr
Teaching Salary		5,33,58,761.00		5,33,58,761.00 Dr
Encashment of Leave Paid		5,33,58,761.00		5,33,58,761.00 Dr
Gratuity Contribution Paid		40,387.00		40,387.00 Dr
Mediclaim Policy		17,86,100.00	7,84,757.00	10,01,343.00 Dr
P.F.Administration Charges		3,57,352.00		3,57,352.00 Dr
P.F.Administrative Charges		53,573.00	23.00	53,550.00 Dr
		2,205.00	24.00	2,181.00 Dr
Carried Over	16,06,74,848.01 Cr	44,27,84,910.65	49,83,59,017.31	21,62,48,954.67 Cr

Particulars	Opening Balance	Transactions		Closing Balance
		Debit	Credit	
Brought Forward	16,06,74,848.01 Cr	44,27,84,910.65	49,83,59,017.31	21,62,48,954.67 Cr
<i>P.F.EDLI Contribution</i>		56,268.00	170.00	56,098.00 Dr
<i>Provident Fund - Employer's Contribution</i>		11,86,350.00	752.00	11,85,598.00 Dr
<i>Staff Improvement/ Welfare Expenses</i>		6,500.00		6,500.00 Dr
Indirect Incomes				
Other Income		4,263.04	3,19,475.65	3,15,212.61 Cr
Bank Interest Received		4,263.04	3,19,475.65	3,15,212.61 Cr
Misc. Receipts			1,15,449.45	1,15,449.45 Cr
Recurring Dention in Kind		4,257.00	27,025.00	22,768.00 Cr
Rounding Off A/c		6.04	1.20	4.84 Dr
Indirect Expenses				
Establishment Expenses		5,62,14,828.27	3,25,509.00	5,58,89,319.27 Dr
Office Expenses		4,89,08,725.27	2,59,586.00	4,86,49,139.27 Dr
Audit Fee		3,39,62,908.05	1,76,162.00	3,37,86,746.05 Dr
Bank Charges		4,53,600.00	4,246.00	4,49,354.00 Dr
Courier Expenses		4,133.16	236.00	3,897.16 Dr
Electricity Expenses		630.00	4.00	626.00 Dr
Entertainment Expenses		12,58,948.00		12,58,948.00 Dr
Function Expenses		62,559.74	2,028.00	60,531.74 Dr
Ground Maintenance Expenses		9,590.00		9,590.00 Dr
Houses Keeping Expenses		4,80,000.00		4,80,000.00 Dr
Infrastructure Facility Expenses		5,33,513.00	1,079.00	5,32,434.00 Dr
Insurance Expenses		1,22,70,000.00		1,22,70,000.00 Dr
Internet Expenses		2,38,590.00	1,44,849.00	93,741.00 Dr
Management Expenses		13,15,453.00	14,034.00	13,01,419.00 Dr
Microsoft License Fee - Expenses		89,80,580.00		89,80,580.00 Dr
News Papers & Periodicals Expenses		1,44,910.00	2,216.00	1,42,694.00 Dr
Office Expenses		1,630.00		1,630.00 Dr
Postage Expenses		51,004.20	1,253.00	49,751.20 Dr
Professional Charges Paid		1,071.00		1,071.00 Dr
Professional Membership Expenses		37,750.00		37,750.00 Dr
Rates/Taxes/Cesses Paid		21,000.00		21,000.00 Dr
Sanitation Expenses		13,21,554.00		13,21,554.00 Dr
Security Expenses		20,31,840.00		20,31,840.00 Dr
Seminar Expenses		20,37,782.00		20,37,782.00 Dr
Software Expenses		2,01,600.00		2,01,600.00 Dr
Subscription for Journal		19,34,637.00	5,567.00	19,29,070.00 Dr
Telephone Expenses		1,07,524.00		1,07,524.00 Dr
Wastage Management Expenses		24,822.00	185.00	24,637.00 Dr
Website Development Expenses		3,60,000.00		3,60,000.00 Dr
Printing & Stationery		78,186.95	465.00	77,721.95 Dr
Binding Expenses		4,56,051.72	196.00	4,55,855.72 Dr
Printing Expenses		5,310.00	20.00	5,290.00 Dr
Stationary Expenses		3,88,040.00	26.00	3,88,014.00 Dr
Xeroxing Expenses		57,065.72	149.00	56,916.72 Dr
Repairs & Maintenance		5,636.00	1.00	5,635.00 Dr
Equipment AMC Expenses		1,31,30,289.50	62,781.00	1,30,67,508.50 Dr
R & M - Building		4,64,656.00	5,176.00	4,59,480.00 Dr
R & M - Computer		84,07,872.00	50.00	84,07,822.00 Dr
R & M - Electrical		41,860.00	260.00	41,600.00 Dr
R & M - Equipment		11,067.50	45.00	11,022.50 Dr
R & M - Furniture & Fixture		3,36,447.00	4,947.00	3,31,500.00 Dr
R & M - Others		5,07,960.00		5,07,960.00 Dr
Software AMC Expenses		32,18,032.00	13,793.00	32,04,239.00 Dr
		1,42,395.00	38,510.00	1,03,885.00 Dr
Carried Over	16,06,74,848.01 Cr	49,90,04,001.96	49,90,04,001.96	16,06,74,848.01 Cr

Particulars	Opening Balance	Transactions		Closing Balance
		Debit	Credit	
Brought Forward	16,06,74,848.01 Cr	49,90,04,001.96	49,90,04,001.96	16,06,74,848.01 Cr
Travelling & Conveyance		58,724.00	20,447.00	38,277.00 Dr
Conveyance Expenses		21,357.00		21,357.00 Dr
Travelling Expenses		37,367.00	20,447.00	16,920.00 Dr
Green Initiative Expenses		13,00,752.00		13,00,752.00 Dr
Depreciation Account		72,50,312.00		72,50,312.00 Dr
Prior Period Adjustments A/c		55,791.00	65,923.00	10,132.00 Cr
Profit & Loss A/c	16,06,74,848.01 Dr			16,06,74,848.01 Dr
Grand Total		49,90,04,001.96	49,90,04,001.96	

Principal

MKSSS's Dr. Chantben Nanavati
College of Architecture For Women
Karyenagar, Pune - 411 052



B.N.College of Architecture, MArch No.135

Trial Balance

1-Apr-20 to 31-Mar-21

Particulars	Opening Balance	Transactions		Closing Balance
		Debit	Credit	
Capital Account	94,96,359.50 Cr			
Depreciation Fund	88,12,849.10 Cr	1,05,814.00	9,12,154.00	1,03,02,699.50 Cr
<i>Depreciation Fund on Govt. Grant</i>	1,23,735.00 Cr		9,12,154.00	97,25,003.10 Cr
<i>Depreciation Fund on Own Asset</i>	84,17,842.30 Cr		50,979.00	1,74,714.00 Cr
<i>Depreciation Fund Specific Donation</i>	2,71,271.80 Cr		8,06,340.00	92,24,182.30 Cr
Non Current Liabilities	6,83,510.40 Cr	1,05,814.00	54,835.00	3,26,106.80 Cr
<i>Non Recurring Grants Utilised</i>	3,86,056.20 Cr	50,979.00		5,77,696.40 Cr
<i>Non Recurring Specific Donation Utilised</i>	2,97,454.20 Cr	54,835.00		3,35,077.20 Cr
Current Liabilities	33,83,976.00 Cr			
Duties & Taxes	80,674.00 Cr	50,26,009.00	58,84,681.46	42,42,648.46 Cr
GST		12,05,049.00	12,64,442.00	1,40,067.00 Cr
CGST		10.00	152.00	142.00 Cr
SGST		5.00	76.00	71.00 Cr
TDS		5.00	76.00	71.00 Cr
TDS on Contractor	80,674.00 Cr	12,05,039.00	12,64,290.00	1,39,925.00 Cr
TDS on Non Resident Indians	2,550.00 Cr	2,621.00	503.00	432.00 Cr
TDS on Professional Fees		1,740.00	1,740.00	
TDS on Salary	48,440.00 Cr	58,168.00	40,292.00	30,564.00 Cr
Deposits From Students	29,684.00 Cr	11,42,510.00	12,21,755.00	1,08,929.00 Cr
Caution Money Deposit	13,45,000.00 Cr	40,000.00	2,90,000.00	15,95,000.00 Cr
Indirect Receipts & Payments	13,45,000.00 Cr	40,000.00	2,90,000.00	15,95,000.00 Cr
Salary Deductions	65,175.00 Cr	10,58,621.00	10,89,346.00	95,900.00 Cr
Credit Co-Op Society	65,175.00 Cr	10,58,621.00	10,89,346.00	95,900.00 Cr
Electricity Recovery	59,905.00 Cr	7,30,888.00	7,40,011.00	69,028.00 Cr
House Rent Recovery		897.00	1,182.00	285.00 Cr
LIC/ Postal RD	360.00 Cr	3,495.00	3,233.00	98.00 Cr
Mediclaim	784.00 Cr	9,408.00	9,408.00	784.00 Cr
Other Deduction		12,720.00	12,720.00	
Profession Tax	151.00 Cr	30,012.00	29,992.00	131.00 Cr
Provident Fund - Employee's Contri	3,975.00 Cr	44,675.00	44,700.00	4,000.00 Cr
Other Current Liabilities		2,26,526.00	2,48,100.00	21,574.00 Cr
Amounts Payable	18,71,322.00 Cr	23,39,369.00	24,74,366.46	20,06,319.46 Cr
Fee Refundable	3,01,891.00 Cr	7,01,100.00	4,13,388.00	14,179.00 Cr
Provision For Expenses	35,412.00 Cr		2,00,100.00	2,35,512.00 Cr
Provision For leave Encashment	14,35,657.00 Cr	13,59,720.00	15,88,940.46	16,64,877.46 Cr
Staff Contingency Fund	98,242.00 Cr	6,611.00		91,631.00 Cr
Stale Cheque	120.00 Cr	1,480.00	1,480.00	120.00 Cr
Recurring Grants Unutilised		2,70,458.00	2,70,458.00	
Univ. Grant-Recurring Unutilised	13,125.00 Cr			13,125.00 Cr
University / Board Payments	13,125.00 Cr			13,125.00 Cr
Eligibility Fees Payable	8,680.00 Cr	32,900.00	3,19,435.00	2,95,215.00 Cr
Payable Eligibility Fees-PG	1,420.00 Cr	32,900.00	36,850.00	5,370.00 Cr
Payable Eligibility Fees-PHD	1,100.00 Cr	32,900.00	36,850.00	5,050.00 Cr
Exam Fees Payable	320.00 Cr			320.00 Cr
Payable F.Y.Exam Fees	3,760.00 Cr		2,71,585.00	2,75,345.00 Cr
Payable S.Y.Exam Fees	2,520.00 Cr		1,35,820.00	1,38,340.00 Cr
University Fee-PHD (Liability)	1,240.00 Cr		1,35,765.00	1,37,005.00 Cr
Salary Payable	3,500.00 Cr		11,000.00	14,500.00 Cr
		3,50,070.00	4,47,092.00	97,022.00 Cr
Fixed Assets	1,30,06,618.50 Dr			
Fixed Assets-Grant	5,09,792.00 Dr			1,30,06,618.50 Dr
Equipment- Grant	5,09,792.00 Dr			5,09,792.00 Dr
Office/ Other Equipments (Grant)	5,09,792.00 Dr			5,09,792.00 Dr
				5,09,792.00 Dr
Carried Over	1,26,283.00 Dr	51,31,823.00	67,96,835.46	15,38,729.46 Cr

Particulars	Opening Balance	Transactions		Closing Balance
		Debit	Credit	
Brought Forward	1,26,283.00 Dr	51,31,823.00	67,96,835.46	15,38,729.46 Cr
Fixed Assets-Own	1,19,28,100.50 Dr			1,19,28,100.50 Dr
Computers-Own	23,68,407.00 Dr			23,68,407.00 Dr
Computer Lab Computers (Own)	8,50,088.00 Dr			8,50,088.00 Dr
Office / Others Computers (Own)	15,18,319.00 Dr			15,18,319.00 Dr
Equipment -Own	60,57,392.00 Dr			60,57,392.00 Dr
Office/ Other Equipments(Own)	60,57,392.00 Dr			60,57,392.00 Dr
Library Books -Own	24,02,471.00 Dr			24,02,471.00 Dr
Library Books General (Own)	24,02,471.00 Dr			24,02,471.00 Dr
Furniture & Fixtures (Own)	10,99,830.50 Dr			10,99,830.50 Dr
Fixed Assets-SD	5,68,726.00 Dr			5,68,726.00 Dr
Equipment -Specific Donation	5,48,353.00 Dr			5,48,353.00 Dr
Office/ Other Equipments (SD)	5,48,353.00 Dr			5,48,353.00 Dr
Library Books -Specific Donation	20,373.00 Dr			20,373.00 Dr
Library Books General (SD)	20,373.00 Dr			20,373.00 Dr
Current Assets	10,57,578.95 Dr	3,56,89,078.56	3,42,68,306.04	24,78,351.47 Dr
Deposits (Asset)	20,000.00 Dr			20,000.00 Dr
Deposits To Others	20,000.00 Dr			20,000.00 Dr
Loans & Advances (Asset)	18,750.00 Dr	11,770.00	30,520.00	
Advance to Staff	18,750.00 Dr	11,770.00	30,520.00	
Advance for Expenses to Staff		11,770.00	11,770.00	
Diwali Advance	18,750.00 Dr		18,750.00	
Cash-in-hand	7,241.00 Dr	33,411.00	34,961.00	5,691.00 Dr
Cash In Hand	7,163.00 Dr	33,091.00	34,713.00	5,541.00 Dr
Revenue Stamp	78.00 Dr	320.00	248.00	150.00 Dr
Bank Accounts	46,062.95 Dr	3,38,87,320.56	3,36,97,784.04	2,35,599.47 Dr
Syndicate Bank A/c No.45312	46,062.95 Dr	3,38,87,320.56	3,36,97,784.04	2,35,599.47 Dr
Fees Receivable	2,83,044.00 Dr	12,84,240.00		15,67,284.00 Dr
Fees Receivable From Samaj Kalyan		5,78,572.00		5,78,572.00 Dr
FY Fees Receivable From Samaj Kalyan		5,78,572.00		5,78,572.00 Dr
Fees Receivable From Students	2,83,044.00 Dr	7,05,668.00		9,88,712.00 Dr
Fees Receivable from PHD Students	55,000.00 Dr	4,45,000.00		5,00,000.00 Dr
FY Fees Receivable From Students	46,967.00 Dr	2,11,284.00		2,58,251.00 Dr
SY Fees Receivable From Students	1,81,077.00 Dr	49,384.00		2,30,461.00 Dr
Other Current Assets	6,82,481.00 Dr	4,72,337.00	5,05,041.00	6,49,777.00 Dr
Amounts Receivable	31,787.00 Dr	234.00	29,845.00	2,176.00 Dr
Prepaid Expenses	6,50,694.00 Dr	4,72,103.00	4,75,196.00	6,47,601.00 Dr
Branch / Divisions	2,72,32,387.72 Cr	1,68,06,557.19	1,40,09,339.68	2,44,35,170.21 Cr
ITC Claim		990.00	990.00	
ITC Claim (CGST)		495.00	495.00	
ITC Claim (SGST)		495.00	495.00	
B.N.College of Architecture No.42	1,02,90,073.72 Cr	24,80,530.12	25,02,659.68	1,03,12,203.28 Cr
M.K.S.S.S.	1,69,42,314.00 Cr	1,43,25,037.07	1,15,05,690.00	1,41,22,966.93 Cr
Direct Incomes		4,80,217.00	2,25,13,044.00	2,20,32,827.00 Cr
Fees		4,80,217.00	2,25,13,044.00	2,20,32,827.00 Cr
FY Fees		4,71,197.00	1,18,97,018.00	1,14,25,821.00 Cr
F.Y. Development Fund		42,856.00	12,64,252.00	12,21,396.00 Cr
F.Y.Tuition Fees		4,16,926.00	1,05,95,530.00	1,01,78,604.00 Cr
F.Y.University Fee		11,415.00	37,236.00	25,821.00 Cr
PHD Fees			8,30,000.00	8,30,000.00 Cr
PHD Tuition Fees			8,30,000.00	8,30,000.00 Cr
SY Fees		9,020.00	97,86,026.00	97,77,006.00 Cr
S.Y.Development Fund			9,26,705.00	9,26,705.00 Cr
S.Y.Tuition Fees			88,25,295.00	88,25,295.00 Cr
Carried Over	2,60,48,525.77 Cr	5,81,07,675.75	7,75,87,525.18	4,55,28,375.20 Cr

Particulars	Opening Balance	Transactions		Closing Balance
		Debit	Credit	
Brought Forward	2,60,48,525.77 Cr	5,81,07,675.75	7,75,87,525.18	4,55,28,375.20 Cr
S.Y.University Fee		9,020.00	34,026.00	25,006.00 Cr
Direct Expenses		1,43,85,964.00	1,43,578.00	1,42,42,386.00 Dr
Educational Expenses		13,96,391.00	18.00	13,96,373.00 Dr
Departmental Expenses		21,261.00		21,261.00 Dr
Exam Expenses		11,232.00		11,232.00 Dr
Library Expenses		1,025.00		1,025.00 Dr
Workshop Expenses		9,004.00		9,004.00 Dr
Direct Expenses For Students		5,40,887.00		5,40,887.00 Dr
Admission Processing Fee Expenses		32,000.00		32,000.00 Dr
Education Fair Expenses		1,29,600.00		1,29,600.00 Dr
E Learning Agunation Expenses		3,42,792.00		3,42,792.00 Dr
Sports Expenses		495.00		495.00 Dr
Student Facility Expenses		36,000.00		36,000.00 Dr
Professional Charges		4,24,743.00	18.00	4,24,725.00 Dr
Honorarium Paid		68,240.00		68,240.00 Dr
Professional Charges of Visiting Faculty		3,56,503.00	18.00	3,56,485.00 Dr
University / Board Related		4,09,500.00		4,09,500.00 Dr
Affiliation Fee Paid		4,09,500.00		4,09,500.00 Dr
Salaries & Wages		1,29,89,573.00	1,43,560.00	1,28,46,013.00 Dr
Non Teaching Admin Salary		26,97,416.00		26,97,416.00 Dr
Non Teaching Admin Salary		26,97,416.00		26,97,416.00 Dr
Teaching Salary		96,86,594.00	25,932.00	96,60,662.00 Dr
Teaching Salary		96,86,594.00	25,932.00	96,60,662.00 Dr
Gratuity Contribution Paid		3,21,500.00	1,17,628.00	2,03,872.00 Dr
Mediclaime Policy		14,171.00		14,171.00 Dr
P.F.Administration Charges		10,788.00		10,788.00 Dr
P.F.Administrative Charges		216.00		216.00 Dr
P.F.EDLI Contribution		10,788.00		10,788.00 Dr
Provident Fund - Employer's Contribution		2,48,100.00		2,48,100.00 Dr
Indirect Incomes		74,938.87	3,18,522.96	2,43,584.09 Cr
Exam Fees College/ School Level		74,785.00	3,04,435.00	2,29,650.00 Cr
Internal F.Y.Exam Fees		26,487.00	1,41,505.00	1,15,018.00 Cr
Internal S.Y.Exam Fees		48,298.00	1,62,930.00	1,14,632.00 Cr
Other Income		153.87	14,087.96	13,934.09 Cr
Admission Cancellation Charged Received		152.00	1,000.00	848.00 Cr
Bank Interest Received			13,083.36	13,083.36 Cr
Misc. Receipts			2.00	2.00 Cr
Rounding Off A/c		1.87	2.60	0.73 Cr
Indirect Expenses		54,96,022.72	14,975.20	54,81,047.52 Dr
Establishment Expenses		46,15,162.72	14,975.20	46,00,187.52 Dr
Office Expenses		39,71,963.52	14,952.20	39,57,011.32 Dr
Audit Fee		1,36,512.00	807.00	1,35,705.00 Dr
Bank Charges		3,877.85	431.20	3,446.65 Dr
Entertainment Expenses		9,610.00		9,610.00 Dr
Function Expenses		2,130.00		2,130.00 Dr
Ground Maintenance Expenses		72,000.00		72,000.00 Dr
Infrastructure Facility Expenses		15,00,000.00		15,00,000.00 Dr
Insurance Expenses		14,657.00	13,572.00	1,085.00 Dr
Internet Expenses		14,249.14		14,249.14 Dr
Management Expenses		14,54,400.00		14,54,400.00 Dr
News Papers & Periodicals Expenses		449.00		449.00 Dr
Office Expenses		2,796.00		2,796.00 Dr
Sanitation Expenses		4,16,160.00		4,16,160.00 Dr
Seminar Expenses		95,140.00		95,140.00 Dr
Carried Over	2,60,48,525.77 Cr	7,80,64,601.34	7,80,64,601.34	2,60,48,525.77 Cr

B.N.College of Architecture, MArch No.135

Trial Balance : 1-Apr-20 to 31-Mar-21

Particulars	Opening Balance	Transactions		Closing Balance
		Debit	Credit	
Brought Forward	2,60,48,525.77 Cr	7,80,64,601.34	7,80,64,601.34	2,60,48,525.77 Cr
Software Expenses		1,24,642.00		1,24,642.00 Dr
Subscription for Journal		60,722.00		60,722.00 Dr
Telephone Expenses		10,618.53	142.00	10,476.53 Dr
Wastage Management Expenses		54,000.00		54,000.00 Dr
Printing & Stationery		97,784.20		97,784.20 Dr
Printing Expenses		97,507.00		97,507.00 Dr
Xeroxing Expenses		277.20		277.20 Dr
Repairs & Maintenance		3,15,660.00	23.00	3,15,637.00 Dr
R & M - Building		2,08,080.00		2,08,080.00 Dr
R & M - Equipment		3,540.00	23.00	3,517.00 Dr
R & M - Furniture & Fixture		1,04,040.00		1,04,040.00 Dr
Travelling & Conveyance		1,227.00		1,227.00 Dr
Conveyance Expenses		1,227.00		1,227.00 Dr
Green Initiative Expenses		2,28,528.00		2,28,528.00 Dr
Depreciation Account		8,06,340.00		8,06,340.00 Dr
Prior Period Adjustments A/c		74,520.00		74,520.00 Dr
Profit & Loss A/c	2,60,48,525.77 Dr			2,60,48,525.77 Dr
Grand Total		7,80,64,601.34	7,80,64,601.34	

Principal
 MKSS's Dr. Chhabiben Nanavati
 College of Architecture For Women
 Karvanager, Pune - 411 052

B.N.College of Architecture No.42

Trial Balance

1-Apr-21 to 31-Mar-22

Page 1

	Opening Balance	Transactions		Closing Balance
		Debit	Credit	
Capital Account	7,72,66,762.76 Cr			
Depreciation Fund-	7,55,30,244.65 Cr	28,60,693.00	80,22,717.00	8,24,28,786.76 Cr
<i>Depreciation Fund on DIK</i>	26,00,281.45 Cr	24,85,115.00	75,52,841.00	8,05,97,970.65 Cr
<i>Depreciation Fund on Govt. Grant</i>	7,32,524.90 Cr		2,23,118.00	28,23,399.45 Cr
<i>Depreciation Fund on Own Asset</i>	6,84,14,729.22 Cr	22,63,774.00	71,77,263.00	7,33,28,218.22 Cr
<i>Depreciation Fund on Vikas Nidhi</i>	54,941.00 Cr	54,941.00		
<i>Depreciation Fund Specific Donation</i>	37,27,768.08 Cr	1,66,400.00	1,26,922.00	36,88,290.08 Cr
Non Current Liabilities	17,36,518.11 Cr	3,75,578.00	4,69,876.00	18,30,816.11 Cr
<i>Non Recurring DIK Utilised</i>	10,75,450.55 Cr	2,23,118.00	4,69,876.00	13,22,208.55 Cr
<i>Non Recurring Grants Utilised</i>	78,947.60 Cr	25,538.00		53,409.60 Cr
<i>Non Recurring Specific Donation Utilised</i>	5,82,119.96 Cr	1,26,922.00		4,55,197.96 Cr
Current Liabilities	2,79,55,233.17 Cr	5,87,33,797.75	6,81,05,509.94	3,73,26,945.36 Cr
Duties & Taxes	9,37,389.00 Cr	85,36,334.00	85,91,252.00	9,92,307.00 Cr
GST	11,562.00 Cr	22,658.00	20,138.00	9,042.00 Cr
CGST		4,026.00	8,547.00	4,521.00 Cr
IGST	11,562.00 Cr	14,606.00	3,044.00	
SGST		4,026.00	8,547.00	4,521.00 Cr
TDS	9,25,827.00 Cr	84,45,131.00	84,94,227.00	9,74,923.00 Cr
<i>TDS on Contractor</i>	64,738.00 Cr	92,870.00	48,924.00	20,792.00 Cr
<i>TDS on Professional Fees</i>	2,36,072.00 Cr	11,98,956.00	12,75,126.00	3,12,242.00 Cr
<i>TDS on Salary</i>	6,25,017.00 Cr	71,53,305.00	71,70,177.00	6,41,889.00 Cr
<i>TDS on Rent</i>		68,545.00	76,887.00	8,342.00 Cr
Deposits From Others	2,55,058.00 Cr	2,32,856.00	6,626.00	28,828.00 Cr
<i>Security Deposit From Suppliers</i>	2,55,058.00 Cr	2,32,856.00	6,626.00	28,828.00 Cr
Deposits From Students	27,65,000.00 Cr	1,96,500.00	1,99,000.00	27,67,500.00 Cr
<i>Caution Money Deposit</i>	6,84,000.00 Cr	47,000.00	4,500.00	6,41,500.00 Cr
<i>Library Deposit</i>	20,81,000.00 Cr	1,49,500.00	1,94,500.00	21,26,000.00 Cr
Indirect Receipts & Payments	5,23,535.00 Cr	66,40,106.00	67,13,003.00	5,96,432.00 Cr
Salary Deductions	5,23,535.00 Cr	66,40,106.00	67,13,003.00	5,96,432.00 Cr
<i>Credit Co-Op Society</i>	3,61,407.00 Cr	46,66,666.00	47,42,702.00	4,37,443.00 Cr
<i>Electricity Recovery</i>	9,640.00 Cr	1,36,099.00	1,38,492.00	12,033.00 Cr
<i>House Rent Recovery</i>	9,118.00 Cr	1,07,289.00	1,06,580.00	8,409.00 Cr
<i>LIC/ Postal RD</i>	13,635.00 Cr	1,59,669.00	1,56,340.00	10,306.00 Cr
<i>Mediclaime</i>		85,762.00	85,762.00	
<i>Other Deduction</i>	841.00 Cr			841.00 Cr
<i>Profession Tax</i>	21,000.00 Cr	2,58,350.00	2,60,350.00	23,000.00 Cr
<i>Provident Fund - Employee's Contri</i>	1,07,894.00 Cr	12,26,271.00	12,22,777.00	1,04,400.00 Cr
Non Recurring Grants Unutilised	217.00 Cr			217.00 Cr
<i>BCUD Grant-Non Recurring Unutilised</i>	217.00 Cr			217.00 Cr
Other Current Liabilities	2,10,20,633.42 Cr	1,10,29,039.00	2,08,45,476.18	3,08,37,070.60 Cr
<i>Alumnae Association</i>	25,185.77 Cr			25,185.77 Cr
<i>Amounts Payable</i>	3,08,167.00 Cr	2,40,657.00	2,52,164.00	3,19,674.00 Cr
<i>Fee Refundable</i>	19,24,206.65 Cr	9,09,924.00	9,74,883.18	19,89,165.83 Cr
Carried Over	10,52,21,995.93 Cr	6,15,94,490.75	7,61,28,226.94	11,97,55,732.12 Cr



	Opening Balance	Transactions		Closing Balance
		Debit	Credit	
Brought Forward	10,52,21,995.93 Cr	6,15,94,490.75	7,61,28,226.94	11,97,55,732.12 Cr
Provision For Expenses	1,87,17,049.00 Cr	98,28,988.00	1,57,34,632.00	2,46,22,693.00 Cr
Provision For Gratuity			28,85,582.00	28,85,582.00 Cr
Provision For leave Encashment			9,91,365.00	9,91,365.00 Cr
Staff Contingency Fund	1,180.00 Cr	7,480.00	6,850.00	550.00 Cr
Stale Cheque	44,845.00 Cr	41,990.00		2,855.00 Cr
Recurring Grants Unutilised	51,648.00 Cr	16,914.00	90,000.00	1,24,734.00 Cr
BCUD Grant- Recurring Unutilised	51,648.00 Cr	16,914.00		34,734.00 Cr
Other Grants-Recurring Unutilised			90,000.00	90,000.00 Cr
Schoarships & Freeships	16,17,142.75 Cr	2,74,07,167.75	2,74,93,138.76	17,03,113.76 Cr
Other Schoarships	3.50 Cr	27,272.75		27,269.25 Dr
EBC Scholarships	3.50 Cr	27,272.75		27,269.25 Dr
Samaj Kalyan Scholarships & Freeships	16,17,139.25 Cr	2,73,29,031.00	2,74,32,845.76	17,20,954.01 Cr
Samaj Kalyan (Excess Amt Received)	16,17,139.25 Cr	2,73,29,031.00	2,74,32,845.76	17,20,954.01 Cr
Interest on Endowment Scholarship		50,864.00	60,293.00	9,429.00 Cr
University / Board Payments	25,455.00 Cr	11,95,535.00	12,27,726.00	57,646.00 Cr
Eligibility Fees Payable	1,650.00 Cr	1,23,700.00	1,59,650.00	37,600.00 Cr
Payable Eligibility Fees -UG	1,650.00 Cr	1,23,700.00	1,59,650.00	37,600.00 Cr
Exam Fees Payable	23,805.00 Cr	10,71,835.00	10,68,076.00	20,046.00 Cr
Payable F.Y.Exam Fees	2,565.00 Cr	3,42,780.00	3,46,692.00	6,477.00 Cr
Payable L.Y.Exam Fees	16,125.00 Cr	7,29,055.00	7,19,264.00	6,334.00 Cr
Payable S.Y.Exam Fees	2,595.00 Cr		1,120.00	3,715.00 Cr
Payable T.Y. Exam Fees	2,520.00 Cr		1,000.00	3,520.00 Cr
Salary Payable	5,40,058.00 Cr	30,78,125.00	25,38,067.00	
Specific Donation Unutilised-Recurring	2,19,097.00 Cr	4,01,221.00	4,01,221.00	2,19,097.00 Cr
Fixed Assets	10,53,26,461.04 Dr	61,59,890.00	32,63,753.00	10,82,22,598.04 Dr
Fixed Assets-DIK	36,75,732.00 Dr	4,69,876.00		41,45,608.00 Dr
Computer-DIK	11,92,482.00 Dr			11,92,482.00 Dr
Office / Other Computers (DIK)	11,92,482.00 Dr			11,92,482.00 Dr
Equipment - DIK	17,13,013.00 Dr			17,13,013.00 Dr
Office/ Other Equipments (DIK)	17,13,013.00 Dr			17,13,013.00 Dr
Library Books -DIK	6,31,813.00 Dr	1,26,876.00		7,58,689.00 Dr
Library Books General (DIK)	5,91,853.00 Dr	1,26,876.00		7,18,729.00 Dr
Library C.D. (DIK)	39,960.00 Dr			39,960.00 Dr
Furniture & Fixtures -(DIK)	1,38,424.00 Dr	3,43,000.00		4,81,424.00 Dr
Fixed Assets-Grant	8,11,472.00 Dr			8,11,472.00 Dr
Computers- Grant	1,56,000.00 Dr			1,56,000.00 Dr
Computer Lab Computers (Grant)	1,00,000.00 Dr			1,00,000.00 Dr
Office / Other Computers (Grant)	56,000.00 Dr			56,000.00 Dr
Equipment- Grant	3,26,003.00 Dr			3,26,003.00 Dr
Office/ Other Equipments (Grant)	3,26,003.00 Dr			3,26,003.00 Dr
Library Books - Grant	3,29,469.00 Dr			3,29,469.00 Dr
Library Books General (Grant)	3,29,469.00 Dr			3,29,469.00 Dr
Carried Over	1,04,465.11 Dr	6,77,54,380.75	7,93,91,979.94	1,15,33,134.08 Cr



	Opening Balance	Transactions		Closing Balance
		Debit	Credit	
Brought Forward	1,04,465.11 Dr	6,77,54,380.75	7,93,91,979.94	1,15,33,134.08 Cr
Fixed Assets-Own	9,62,89,474.54 Dr	49,79,317.00	30,97,353.00	9,81,71,438.54 Dr
Computers-Own	3,26,79,337.60 Dr	13,83,347.00	24,72,319.00	3,15,90,365.60 Dr
Computer Lab Computers (Own)	60,69,358.00 Dr			60,69,358.00 Dr
Office / Others Computers (Own)	2,66,09,979.60 Dr	13,83,347.00	24,72,319.00	2,55,21,007.60 Dr
Equipment -Own	2,05,59,168.05 Dr	31,67,000.00	6,25,034.00	2,31,01,134.05 Dr
Civil Lab Equipments (Own)	2,11,378.00 Dr			2,11,378.00 Dr
Computer Lab Equipments (Own)	45,94,410.00 Dr			45,94,410.00 Dr
Electrical Lab Equipments (Own)	1,40,222.00 Dr			1,40,222.00 Dr
Office/ Other Equipments(Own)	1,56,13,158.05 Dr	31,67,000.00	6,25,034.00	1,81,55,124.05 Dr
Library Books -Own	99,02,017.24 Dr	3,36,888.00		1,02,38,905.24 Dr
Library Books General (Own)	80,82,622.24 Dr	3,36,888.00		84,19,510.24 Dr
Library Books -P.G. Course (Own)	17,69,348.00 Dr			17,69,348.00 Dr
Library C.D. (Own)	50,047.00 Dr			50,047.00 Dr
Furniture & Fixtures (Own)	3,24,77,373.65 Dr	92,082.00		3,25,69,455.65 Dr
Terrace Shed (Own)	6,71,578.00 Dr			6,71,578.00 Dr
Fixed Assets-SD	43,09,887.50 Dr		1,66,400.00	41,43,487.50 Dr
Computers-Specific Donation	21,52,859.00 Dr			21,52,859.00 Dr
Office / Other Computers (SD)	21,52,859.00 Dr			21,52,859.00 Dr
Equipment -Specific Donation	13,94,285.00 Dr		1,66,400.00	12,27,885.00 Dr
Computer Lab Equipments (SD)	3,15,579.00 Dr			3,15,579.00 Dr
Office/ Other Equipments (SD)	10,78,706.00 Dr		1,66,400.00	9,12,306.00 Dr
Library Books -Specific Donation	1,78,280.00 Dr			1,78,280.00 Dr
Library Books General (SD)	1,57,907.00 Dr			1,57,907.00 Dr
Library Books -P.G. Course (SD)	20,373.00 Dr			20,373.00 Dr
Furniture & Fixtures - (SD)	5,84,463.50 Dr			5,84,463.50 Dr
Work in Progress	2,39,895.00 Dr	7,10,697.00		9,50,592.00 Dr
Current Assets	4,79,73,039.08 Dr	30,49,31,576.55	29,32,44,988.30	5,96,59,627.33 Dr
Deposits (Asset)	17,93,296.00 Dr	10,000.00		18,03,296.00 Dr
Deposits- Electricity	18,370.00 Dr			18,370.00 Dr
Deposits- Telephone	4,926.00 Dr			4,926.00 Dr
Deposits To Others	17,70,000.00 Dr	10,000.00		17,80,000.00 Dr
Loans & Advances (Asset)		17,39,415.00	16,17,552.00	1,21,863.00 Dr
Advance to Staff		33,900.00	33,900.00	
Advance for Expenses to Staff		33,900.00	33,900.00	
Advance to Supplier		17,05,515.00	15,83,652.00	1,21,863.00 Dr
Advance to Supplier		17,05,515.00	15,83,652.00	1,21,863.00 Dr
Cash-in-hand	3,374.00 Dr	1,97,649.00	1,94,077.00	6,946.00 Dr
Cash In Hand	3,154.00 Dr	1,96,549.00	1,92,807.00	6,896.00 Dr
Revenue Stamp	220.00 Dr	1,100.00	1,270.00	50.00 Dr
Bank Accounts	7,23,624.00 Dr	26,24,15,446.30	26,27,31,049.66	4,08,020.64 Dr
Axis Bank A/c No.63167	1,27,006.39 Dr	11,49,65,208.00	11,50,88,694.40	3,519.99 Dr
Bank Of Maha A/c No.23472	5,52,962.50 Dr	1,84,12,295.36	1,88,24,076.80	1,41,181.06 Dr
HDFC A/c No.00046	15,556.21 Dr	10,18,12,814.18	10,16,27,897.71	2,00,472.68 Dr
Syndicate Bank A/c No.15869	28,098.90 Dr	2,72,25,128.76	2,71,90,380.75	62,846.91 Dr
Carried Over	4,80,77,504.19 Dr	37,26,85,957.30	37,26,36,968.24	4,81,26,493.25 Dr




	Opening Balance	Transactions		Closing Balance
		Debit	Credit	
Brought Forward	4,80,77,504.19 Dr	37,26,85,957.30	37,26,36,968.24	4,81,26,493.25 Dr
Fees Receivable	4,33,15,128.25 Dr	3,79,80,946.25	2,68,47,379.25	5,44,48,695.25 Dr
Fees Receivable From Samaj Kalyan	4,03,99,853.25 Dr	3,42,59,722.25	2,54,33,212.25	4,92,26,363.25 Dr
FY Fees Receivable From Samaj Kalyan	1,29,10,415.00 Dr	95,34,344.00	66,82,713.00	1,57,62,046.00 Dr
IV Fees Receivable From Samaj Kalyan	57,48,401.50 Dr	59,35,594.00	37,86,918.25	78,97,077.25 Dr
LY Fees Receivable From Samaj Kalyan	51,21,980.50 Dr	42,88,435.25	32,89,955.75	61,20,460.00 Dr
SY Fees Receivable From Samaj Kalyan	93,72,323.50 Dr	73,53,374.00	66,49,701.50	1,00,75,996.00 Dr
TY Fees Receivable From Samaj Kalyan	72,46,732.75 Dr	71,47,975.00	50,23,923.75	93,70,784.00 Dr
Fees Receivable From Students	29,15,275.00 Dr	37,21,224.00	14,14,167.00	52,22,332.00 Dr
FY Fees Receivable From Students	4,10,728.00 Dr	5,38,052.00	2,99,214.00	6,49,566.00 Dr
IV Fees Receivable From Student	8,79,541.00 Dr	8,68,887.00	4,44,533.00	13,03,895.00 Dr
LY Fees Receivable From Students	7,94,168.00 Dr	9,95,498.00	2,25,286.00	15,64,380.00 Dr
SY Fees Receivable From Students	4,75,167.00 Dr	7,86,419.00	2,60,899.00	10,00,687.00 Dr
TY Fees Receivable From Students	3,55,671.00 Dr	5,32,368.00	1,84,235.00	7,03,804.00 Dr
Other Current Assets	7,05,538.00 Dr	11,27,116.00	5,39,342.00	12,93,312.00 Dr
Amounts Receivable	7,05,538.00 Dr	11,27,116.00	5,39,342.00	12,93,312.00 Dr
University/ Board Exam Exps Receivable	63,785.50 Dr	7,120.00	2,004.00	68,901.50 Dr
Univ. Exam Exp. Receivable: 1st Term Current Yr	18,749.50 Dr	7,120.00	2,004.00	23,865.50 Dr
Univ. Exam Exp. Receivable: 2nd Term Current Yr	45,036.00 Dr			45,036.00 Dr
Prepaid Expenses	13,68,293.33 Dr	14,53,884.00	13,13,584.39	15,08,592.94 Dr
Branch / Divisions	22,55,26,686.55 Cr	9,84,33,525.34	11,64,39,855.00	24,35,33,016.21 Cr
ITC Claim		82,960.00	82,960.00	
ITC Claim (CGST)		40,454.00	40,454.00	
ITC Claim (IGST)		2,052.00	2,052.00	
ITC Claim (SGST)		40,454.00	40,454.00	
BNCA Consultancy Cell	3,03,294.00 Dr	12,212.00	13,030.00	3,02,476.00 Dr
B.N.College of Architecture, CAID No.43	83,944.00 Dr	2,46,348.00	2,99,373.00	30,919.00 Dr
B.N.College of Architecture, MArch No.135	1,03,12,203.28 Dr	31,57,611.34	29,62,632.00	1,05,07,182.62 Dr
M.K.S.S.S.	23,62,26,127.83 Cr	9,49,34,394.00	11,30,81,860.00	25,43,73,593.83 Cr
Direct Incomes		27,34,397.00	13,97,02,387.00	13,69,67,990.00 Cr
Fees		27,34,397.00	13,97,02,387.00	13,69,67,990.00 Cr
FY Fees		3,49,871.00	3,50,60,753.00	3,47,10,882.00 Cr
F.Y. Development Fund		41,478.00	36,50,064.00	36,08,586.00 Cr
F.Y. Tuition Fees		2,69,315.00	3,11,12,730.00	3,08,43,415.00 Cr
F.Y. University Fee		39,078.00	2,97,959.00	2,58,881.00 Cr
IV YR. B`rch Fees		4,83,489.00	2,37,80,019.00	2,32,96,530.00 Cr
IV.Y. Development Fund (B`rch)		71,953.00	21,70,147.00	20,98,194.00 Cr
IV.Y. Tuition Fee (B`rch)		3,09,957.00	2,12,65,263.00	2,09,55,306.00 Cr
IV.Y. University Fee (B`rch)		1,01,579.00	3,44,609.00	2,43,030.00 Cr
LY Fees		2,91,385.00	2,23,26,430.00	2,20,35,045.00 Cr
L.Y. Development Fund		44,668.00	20,45,694.00	20,01,026.00 Cr
L.Y. Tuition Fees		1,47,390.00	1,99,38,365.00	1,97,90,975.00 Cr
L.Y. University Fee		99,327.00	3,42,371.00	2,43,044.00 Cr
Carried Over	17,74,49,182.36 Cr	47,38,53,879.64	62,87,79,210.24	33,23,74,512.96 Cr



	Opening	Transactions		Closing
	Balance	Debit	Credit	Balance
Brought Forward	17,74,49,182.36 Cr	47,38,53,879.64	62,87,79,210.24	33,23,74,512.96 Cr
SY Fees		2,69,827.00	3,05,33,464.00	3,02,63,637.00 Cr
S.Y.Development Fund			31,37,596.00	31,37,596.00 Cr
S.Y.Tuition Fees		1,70,512.00	2,70,44,916.00	2,68,74,404.00 Cr
S.Y.University Fee		99,315.00	3,50,952.00	2,51,637.00 Cr
TY Fees		3,88,724.00	2,70,50,620.00	2,66,61,896.00 Cr
T.Y.Development Fund		62,855.00	25,08,250.00	24,45,395.00 Cr
T.Y.Tuition Fees		2,13,377.00	2,41,84,600.00	2,39,71,223.00 Cr
T.Y.University Fee		1,12,492.00	3,57,770.00	2,45,278.00 Cr
Vocational Garment & Textiles Course Fee		9,51,101.00	9,51,101.00	
Fabric Painting Fee		9,51,101.00	9,51,101.00	
Direct Expenses		9,98,99,790.00	3,02,709.00	9,95,97,081.00 Dr
Educational Expenses		1,47,85,303.00	3,00,212.00	1,44,85,091.00 Dr
Departmental Expenses		68,916.00	3,000.00	65,916.00 Dr
Exam Expenses		3,205.00	3,000.00	205.00 Dr
Laboratory Expenses		15,973.00		15,973.00 Dr
Library Expenses		3,259.00		3,259.00 Dr
Workshop Expenses		46,479.00		46,479.00 Dr
Direct Expenses For Students		28,59,745.00	1,938.00	28,57,807.00 Dr
Educational Tours Expenses		14,074.00	100.00	13,974.00 Dr
Education Fair Expenses		11,96,640.00		11,96,640.00 Dr
Gathering Expenses		5,13,399.00		5,13,399.00 Dr
Medical Charges Paid		481.00		481.00 Dr
Student Activity Expenses		1,37,951.00	1,838.00	1,36,113.00 Dr
Student Facility Expenses		9,97,200.00		9,97,200.00 Dr
Professional Charges		1,16,40,342.00	2,95,274.00	1,13,45,068.00 Dr
Honorarium Paid		1,00,055.00	3,600.00	96,455.00 Dr
Professional Charges of Visiting Faculty		1,15,40,287.00	2,91,674.00	1,12,48,613.00 Dr
University / Board Related		2,16,300.00		2,16,300.00 Dr
Affiliation Fee Paid		2,00,300.00		2,00,300.00 Dr
University Committee Expenses		16,000.00		16,000.00 Dr
Other Direct Expenses		3,08,574.00	228.00	3,08,346.00 Dr
Advertiesment Expenses		3,08,574.00	228.00	3,08,346.00 Dr
Salaries & Wages		8,48,05,913.00	2,269.00	8,48,03,644.00 Dr
Non Teaching Admin Salary		1,76,18,712.00	1,700.00	1,76,17,012.00 Dr
Non Teaching Admin Salary		1,76,18,712.00	1,700.00	1,76,17,012.00 Dr
Teaching Salary		5,58,54,733.00		5,58,54,733.00 Dr
Teaching Salary		5,58,54,733.00		5,58,54,733.00 Dr
Encashment of Leave Paid		20,65,533.00		20,65,533.00 Dr
Gratuity Contribution Paid		76,43,286.00		76,43,286.00 Dr
Mediclaime Policy		2,63,909.00		2,63,909.00 Dr
P.F.Administration Charges		46,600.00		46,600.00 Dr
P.F.Administrative Charges		2,012.00		2,012.00 Dr
P.F.EDLI Contribution		46,599.00		46,599.00 Dr
Provident Fund - Employer's Contribution		11,18,377.00		11,18,377.00 Dr
Carried Over	17,74,49,182.36 Cr	57,37,53,669.64	62,90,81,919.24	23,27,77,431.96 Cr



	Opening Balance	Transactions		Closing Balance
		Debit	Credit	
Brought Forward	17,74,49,182.36 Cr	57,37,53,669.64	62,90,81,919.24	23,27,77,431.96 Cr
Staff Improvement/ Welfare Expenses		1,46,152.00	569.00	1,45,583.00 Dr
Indirect Incomes		36.60	2,11,726.36	2,11,689.76 Cr
Other Income		36.60	2,11,726.36	2,11,689.76 Cr
Bank Interest Received			1,16,759.00	1,16,759.00 Cr
Fees Forfeited			94,962.00	94,962.00 Cr
Rounding Off A/c		36.60	5.36	31.24 Dr
Indirect Expenses	5,72,78,249.94	17,38,310.58	5,55,39,939.36 Dr	
Establishment Expenses	5,00,63,694.94	17,38,310.58	4,83,25,384.36 Dr	
Office Expenses	3,56,91,425.26	16,72,491.58	3,40,18,933.68 Dr	
Audit Fee	3,40,113.00	1,640.00	3,38,473.00 Dr	
Bank Charges	4,515.27	129.36	4,385.91 Dr	
Courier Expenses	2,304.00	16.00	2,288.00 Dr	
Electricity Expenses	9,00,265.00		9,00,265.00 Dr	
Entertainment Expenses	1,79,710.08	8.00	1,79,702.08 Dr	
FRA Processing Fee	1,86,530.38		1,86,530.38 Dr	
Function Expenses	48,830.00	12.00	48,818.00 Dr	
Ground Maintenance Expenses	9,97,200.00		9,97,200.00 Dr	
Houses Keeping Expenses	6,31,720.00	82.00	6,31,638.00 Dr	
Infrastructure Facility Expenses	1,22,70,000.00		1,22,70,000.00 Dr	
Insurance Expenses	2,29,138.00	1,47,320.00	81,818.00 Dr	
Internet Expenses	12,73,652.00	2,30,530.00	10,43,122.00 Dr	
Management Expenses	88,44,920.00		88,44,920.00 Dr	
Microsoft License Fee - Expenses	2,00,790.00	9,474.00	1,91,316.00 Dr	
News Papers & Periodicals Expenses	62,510.00		62,510.00 Dr	
Office Expenses	56,891.22	90.22	56,801.00 Dr	
Postage Expenses	214.00		214.00 Dr	
Professional Charges Paid	7,99,025.00	16,558.00	7,82,467.00 Dr	
Professional Membership Expenses	6,900.00		6,900.00 Dr	
Rates/Taxes/Cesses Paid	25,59,068.00	12,43,255.00	13,15,813.00 Dr	
Sanitation Expenses	10,54,707.00	184.00	10,54,523.00 Dr	
Security Expenses	20,80,569.00		20,80,569.00 Dr	
Seminar Expenses	15,000.00		15,000.00 Dr	
Software Expenses	19,93,389.00	21,718.00	19,71,671.00 Dr	
Subscription for Journal	3,83,305.00		3,83,305.00 Dr	
Telephone Expenses	26,063.00	1,328.00	24,735.00 Dr	
Vision Mission Expenses	2,090.00		2,090.00 Dr	
Wastage Management Expenses	4,98,600.00		4,98,600.00 Dr	
Website Development Expenses	43,406.31	147.00	43,259.31 Dr	
Printing & Stationery	8,15,904.00	8,295.00	8,07,609.00 Dr	
Binding Expenses	5,852.00	2,891.00	2,961.00 Dr	
Printing Expenses	6,94,972.00	4,680.00	6,90,292.00 Dr	
Stationary Expenses	98,716.00	678.00	98,038.00 Dr	
Xeroxing Expenses	16,364.00	46.00	16,318.00 Dr	
Repairs & Maintenance	1,33,45,231.68	57,436.00	1,32,87,795.68 Dr	
Equipment AMC Expenses	1,69,756.00	7,316.00	1,62,440.00 Dr	
Carried Over	17,74,49,182.36 Cr	63,10,31,956.18	63,10,31,956.18	17,74,49,182.36 Cr



	Opening Balance	Transactions		Closing Balance
		Debit	Credit	
Brought Forward	17,74,49,182.36 Cr	63,10,31,956.18	63,10,31,956.18	17,74,49,182.36 Cr
<i>R & M - Building</i>		45,67,214.00	2,432.00	45,64,782.00 Dr
<i>R & M - Computer</i>		3,41,158.00	1,768.00	3,39,390.00 Dr
<i>R & M - Electrical</i>		37,91,000.00	314.00	37,90,686.00 Dr
<i>R & M - Equipment</i>		4,85,931.00	18,542.00	4,67,389.00 Dr
<i>R & M - Furniture & Fixture</i>		10,49,144.00		10,49,144.00 Dr
<i>R & M - Others</i>		28,76,745.68	26,870.00	28,49,875.68 Dr
<i>Software AMC Expenses</i>		64,283.00	194.00	64,089.00 Dr
<i>Travelling & Conveyance</i>		2,11,134.00	88.00	2,11,046.00 Dr
<i>Conveyance Expenses</i>		40,169.00		40,169.00 Dr
<i>Transport & Octroi Expenses</i>		1,000.00		1,000.00 Dr
<i>Travelling Expenses</i>		1,69,965.00	88.00	1,69,877.00 Dr
<i>Depreciation Account</i>		71,22,322.00		71,22,322.00 Dr
<i>Loss/Profit on Assets Sold/Written Off</i>		91,053.00		91,053.00 Dr
<i>Prior Period Adjustments A/c</i>		1,180.00		1,180.00 Dr
Profit & Loss A/c	17,74,49,182.36 Dr			17,74,49,182.36 Dr
Grand Total		63,10,31,956.18	63,10,31,956.18	



Principal

MKSSS's Dr. Ehanuben Nanavati
College of Architecture For Women
Karvenagar, Pune - 411 052



B.N.College of Architecture, MArch No.135

Trial Balance

1-Apr-21 to 31-Mar-22

Page 1


	Opening Balance	Transactions		Closing Balance
		Debit	Credit	
Capital Account	1,03,02,699.50 Cr	1,22,464.00	8,14,977.00	1,09,95,212.50 Cr
Depreciation Fund	97,25,003.10 Cr	16,650.00	8,14,977.00	1,05,23,330.10 Cr
<i>Depreciation Fund on Govt. Grant</i>	1,74,714.00 Cr		50,979.00	2,25,693.00 Cr
<i>Depreciation Fund on Own Asset</i>	92,24,182.30 Cr	16,650.00	7,09,163.00	99,16,695.30 Cr
<i>Depreciation Fund Specific Donation</i>	3,26,106.80 Cr		54,835.00	3,80,941.80 Cr
Non Current Liabilities	5,77,696.40 Cr	1,05,814.00		4,71,882.40 Cr
<i>Non Recurring Grants Utilised</i>	3,35,077.20 Cr	50,979.00		2,84,098.20 Cr
<i>Non Recurring Specific Donation Utilised</i>	2,42,619.20 Cr	54,835.00		1,87,784.20 Cr
Current Liabilities	42,42,648.46 Cr	62,51,469.46	67,40,020.00	47,31,199.00 Cr
Duties & Taxes	1,40,067.00 Cr	16,74,599.00	17,48,379.00	2,13,847.00 Cr
GST	142.00 Cr	6,144.00	38,770.00	32,768.00 Cr
CGST	71.00 Cr	1,722.00	18,035.00	16,384.00 Cr
IGST		2,700.00	2,700.00	
SGST	71.00 Cr	1,722.00	18,035.00	16,384.00 Cr
TDS	1,39,925.00 Cr	16,68,455.00	17,09,609.00	1,81,079.00 Cr
<i>TDS on Contractor</i>	432.00 Cr	464.00	1,202.00	1,170.00 Cr
<i>TDS on Professional Fees</i>	30,564.00 Cr	1,59,602.00	1,83,226.00	54,188.00 Cr
<i>TDS on Salary</i>	1,08,929.00 Cr	15,08,389.00	15,25,181.00	1,25,721.00 Cr
Deposits From Students	15,95,000.00 Cr	1,44,000.00	47,000.00	14,98,000.00 Cr
<i>Caution Money Deposit</i>	15,95,000.00 Cr	1,42,000.00		14,53,000.00 Cr
<i>Library Deposit</i>		2,000.00	47,000.00	45,000.00 Cr
Indirect Receipts & Payments	95,900.00 Cr	11,84,657.00	11,88,783.00	1,00,026.00 Cr
Salary Deductions	95,900.00 Cr	11,84,657.00	11,88,783.00	1,00,026.00 Cr
<i>Credit Co-Op Society</i>	69,028.00 Cr	8,66,089.00	8,70,582.00	73,521.00 Cr
<i>Electricity Recovery</i>	285.00 Cr	1,369.00	1,189.00	105.00 Cr
<i>House Rent Recovery</i>	98.00 Cr	3,420.00	3,607.00	285.00 Cr
<i>LIC/ Postal RD</i>	784.00 Cr	9,408.00	9,408.00	784.00 Cr
<i>Other Deduction</i>	131.00 Cr			131.00 Cr
<i>Profession Tax</i>	4,000.00 Cr	45,275.00	44,875.00	3,600.00 Cr
<i>Provident Fund - Employee's Contri</i>	21,574.00 Cr	2,59,096.00	2,59,122.00	21,600.00 Cr
Other Current Liabilities	20,06,319.46 Cr	19,30,542.46	22,50,916.00	23,26,693.00 Cr
<i>Amounts Payable</i>	14,179.00 Cr	40,338.00	32,263.00	6,104.00 Cr
<i>Fee Refundable</i>	2,35,512.00 Cr	2,00,000.00	26,552.00	62,064.00 Cr
<i>Provision For Expenses</i>	16,64,877.46 Cr	16,88,764.46	17,02,702.00	16,78,815.00 Cr
<i>Provision For Gratuity</i>			4,28,897.00	4,28,897.00 Cr
<i>Provision For leave Encashment</i>	91,631.00 Cr		59,062.00	1,50,693.00 Cr
<i>Staff Contingency Fund</i>	120.00 Cr	1,440.00	1,440.00	120.00 Cr
Recurring Grants Unutilised	13,125.00 Cr			13,125.00 Cr
<i>Univ. Grant-Recurring Unutilised</i>	13,125.00 Cr			13,125.00 Cr
University / Board Payments	2,95,215.00 Cr	4,53,792.00	7,38,085.00	5,79,508.00 Cr
Eligibility Fees Payable	5,370.00 Cr	31,200.00	25,830.00	
<i>Payable Eligibility Fees-PG</i>	5,050.00 Cr	29,800.00	24,750.00	
<i>Payable Eligibility Fees-PHD</i>	320.00 Cr	1,400.00	1,080.00	
Carried Over	1,45,45,347.96 Cr	63,73,933.46	75,54,997.00	1,57,26,411.50 Cr

	Opening Balance	Transactions		Closing Balance
		Debit	Credit	
Brought Forward	1,45,45,347.96 Cr	63,73,933.46	75,54,997.00	1,57,26,411.50 Cr
Exam Fees Payable	2,75,345.00 Cr	2,37,592.00	5,27,255.00	5,65,008.00 Cr
Payable F.Y.Exam Fees	1,38,340.00 Cr	1,11,204.00	2,38,665.00	2,65,801.00 Cr
Payable S.Y.Exam Fees	1,37,005.00 Cr	1,26,388.00	2,88,590.00	2,99,207.00 Cr
University Fee-PHD (Liability)	14,500.00 Cr	1,85,000.00	1,85,000.00	14,500.00 Cr
Bhaubeej Donation Received		3,07,401.00	3,07,401.00	
Salary Payable	97,022.00 Cr	5,56,478.00	4,59,456.00	
Fixed Assets	1,30,06,618.50 Dr	9,53,979.00	16,650.00	1,39,43,947.50 Dr
Fixed Assets-Grant	5,09,792.00 Dr			5,09,792.00 Dr
Equipment- Grant	5,09,792.00 Dr			5,09,792.00 Dr
Office/ Other Equipments (Grant)	5,09,792.00 Dr			5,09,792.00 Dr
Fixed Assets-Own	1,19,28,100.50 Dr	9,53,979.00	16,650.00	1,28,65,429.50 Dr
Computers-Own	23,68,407.00 Dr		16,650.00	23,51,757.00 Dr
Computer Lab Computers (Own)	8,50,088.00 Dr			8,50,088.00 Dr
Office / Others Computers (Own)	15,18,319.00 Dr		16,650.00	15,01,669.00 Dr
Equipment -Own	60,57,392.00 Dr	5,63,027.00		66,20,419.00 Dr
Office/ Other Equipments(Own)	60,57,392.00 Dr	5,63,027.00		66,20,419.00 Dr
Library Books -Own	24,02,471.00 Dr	3,90,952.00		27,93,423.00 Dr
Library Books General (Own)	24,02,471.00 Dr	3,90,952.00		27,93,423.00 Dr
Furniture & Fixtures (Own)	10,99,830.50 Dr			10,99,830.50 Dr
Fixed Assets-SD	5,68,726.00 Dr			5,68,726.00 Dr
Equipment -Specific Donation	5,48,353.00 Dr			5,48,353.00 Dr
Office/ Other Equipments (SD)	5,48,353.00 Dr			5,48,353.00 Dr
Library Books -Specific Donation	20,373.00 Dr			20,373.00 Dr
Library Books General (SD)	20,373.00 Dr			20,373.00 Dr
Current Assets	24,78,351.47 Dr	4,28,22,744.00	4,27,14,320.50	25,86,774.97 Dr
Deposits (Asset)	20,000.00 Dr			20,000.00 Dr
Deposits To Others	20,000.00 Dr			20,000.00 Dr
Loans & Advances (Asset)		1,30,340.00	1,30,340.00	
Advance to Staff		1,06,400.00	1,06,400.00	
Advance for Expenses to Staff		1,06,400.00	1,06,400.00	
Advance to Supplier		23,940.00	23,940.00	
Advance to Supplier		23,940.00	23,940.00	
Cash-in-hand	5,691.00 Dr	83,719.00	83,829.00	5,581.00 Dr
Cash In Hand	5,541.00 Dr	83,500.00	83,488.00	5,553.00 Dr
Revenue Stamp	150.00 Dr	219.00	341.00	28.00 Dr
Bank Accounts	2,35,599.47 Dr	4,07,39,710.00	4,07,28,849.50	2,46,459.97 Dr
Axis Bank A/C No:- 921010044733868		11,25,990.00	10,99,558.50	26,431.50 Dr
Syndicate Bank A/c No.45312	2,35,599.47 Dr	3,96,13,720.00	3,96,29,291.00	2,20,028.47 Dr
Fees Receivable	15,67,284.00 Dr	17,23,286.00	11,77,701.00	21,12,869.00 Dr
Fees Receivable From Samaj Kalyan	5,78,572.00 Dr	5,78,572.00	4,72,033.00	6,85,111.00 Dr
FY Fees Receivable From Samaj Kalyan	5,78,572.00 Dr		4,72,033.00	1,06,539.00 Dr
SY Fees Receivable From Samaj Kalyan		5,78,572.00		5,78,572.00 Dr
Carried Over	9,39,622.01 Dr	5,01,50,656.46	5,02,85,967.50	8,04,310.97 Dr

	Opening Balance	Transactions		Closing Balance
		Debit	Credit	
Brought Forward	9,39,622.01 Dr	5,01,50,656.46	5,02,85,967.50	8,04,310.97 Dr
Fees Receivable From Students	9,88,712.00 Dr	11,44,714.00	7,05,668.00	14,27,758.00 Dr
Fees Receivable from PHD Students	5,00,000.00 Dr	4,40,000.00	4,45,000.00	4,95,000.00 Dr
FY Fees Receivable From Students	2,58,251.00 Dr	1,78,518.00	2,11,284.00	2,25,485.00 Dr
SY Fees Receivable From Students	2,30,461.00 Dr	5,26,196.00	49,384.00	7,07,273.00 Dr
Other Current Assets	6,49,777.00 Dr	1,45,689.00	5,93,601.00	2,01,865.00 Dr
Amounts Receivable	2,176.00 Dr	25,000.00	25,000.00	2,176.00 Dr
Prepaid Expenses	6,47,601.00 Dr	1,20,689.00	5,68,601.00	1,99,689.00 Dr
Branch / Divisions	2,44,35,170.21 Cr	1,98,56,213.00	2,16,94,519.34	2,62,73,476.55 Cr
ITC Claim		6,035.00	6,037.00	2.00 Cr
ITC Claim (CGST)		2,643.00	2,643.00	
ITC Claim (IGST)		749.00	749.00	
ITC Claim (SGST)		2,643.00	2,645.00	2.00 Cr
B.N.College of Architecture No.42	1,03,12,203.28 Cr	29,44,973.00	31,39,952.34	1,05,07,182.62 Cr
M.K.S.S.S.	1,41,22,966.93 Cr	1,69,05,205.00	1,85,48,530.00	1,57,66,291.93 Cr
Direct Incomes		5,56,745.00	2,19,14,372.00	2,13,57,627.00 Cr
Fees		5,56,745.00	2,19,14,372.00	2,13,57,627.00 Cr
FY Fees		2,78,637.00	98,94,865.00	96,16,228.00 Cr
F.Y. Development Fund		70,788.00	11,09,012.00	10,38,224.00 Cr
F.Y.Tuition Fees		1,93,404.00	87,03,180.00	85,09,776.00 Cr
F.Y.University Fee		14,445.00	82,673.00	68,228.00 Cr
PHD Fees		1,86,080.00	8,40,000.00	6,53,920.00 Cr
PHD Tuition Fees		1,86,080.00	8,40,000.00	6,53,920.00 Cr
SY Fees		92,028.00	1,11,79,507.00	1,10,87,479.00 Cr
S.Y.Development Fund			11,78,540.00	11,78,540.00 Cr
S.Y.Tuition Fees		46,374.00	98,67,834.00	98,21,460.00 Cr
S.Y.University Fee		45,654.00	1,33,133.00	87,479.00 Cr
Direct Expenses		1,78,94,900.00	5,40,946.00	1,73,53,954.00 Dr
Educational Expenses		22,27,507.00	12,425.00	22,15,082.00 Dr
Departmental Expenses		1,64,966.00	1,808.00	1,63,158.00 Dr
Exam Expenses		1,17,792.00	8.00	1,17,784.00 Dr
Laboratory Expenses		4,602.00		4,602.00 Dr
Library Expenses		1,600.00		1,600.00 Dr
Workshop Expenses		40,972.00	1,800.00	39,172.00 Dr
Direct Expenses For Students		3,37,231.00		3,37,231.00 Dr
Education Fair Expenses		1,72,800.00		1,72,800.00 Dr
Gathering Expenses		15,031.00		15,031.00 Dr
Student Activity Expenses		5,400.00		5,400.00 Dr
Student Facility Expenses		1,44,000.00		1,44,000.00 Dr
Professional Charges		13,85,810.00	10,617.00	13,75,193.00 Dr
Honorarium Paid		1,13,800.00	8,355.00	1,05,445.00 Dr
Professional Charges of Visiting Faculty		12,72,010.00	2,262.00	12,69,748.00 Dr
University / Board Related		3,39,500.00		3,39,500.00 Dr
Affiliation Fee Paid		3,39,500.00		3,39,500.00 Dr
Carried Over	2,34,95,548.20 Cr	8,84,58,514.46	9,44,35,804.84	2,94,72,838.58 Cr

	Opening Balance	Transactions		Closing Balance
		Debit	Credit	
Brought Forward	2,34,95,548.20 Cr	8,84,58,514.46	9,44,35,804.84	2,94,72,838.58 Cr[₹]
Salaries & Wages		1,56,67,393.00	5,28,521.00	1,51,38,872.00 Dr
Non Teaching Admin Salary		29,28,271.00	1,18,956.00	28,09,315.00 Dr
<i>Non Teaching Admin Salary</i>		29,28,271.00	1,18,956.00	28,09,315.00 Dr
Teaching Salary		1,06,08,173.00	3,77,744.00	1,02,30,429.00 Dr
<i>Teaching Salary</i>		1,06,08,173.00	3,77,744.00	1,02,30,429.00 Dr
Encashment of Leave Paid		1,89,338.00		1,89,338.00 Dr
Gratuity Contribution Paid		14,90,546.00		14,90,546.00 Dr
Mediclaime Policy		1,31,038.00	31,821.00	99,217.00 Dr
P.F.Administration Charges		10,795.00		10,795.00 Dr
P.F.Administrative Charges		216.00		216.00 Dr
P.F.EDLI Contribution		10,797.00		10,797.00 Dr
Provident Fund - Employer's Contribution		2,59,114.00		2,59,114.00 Dr
<i>Staff Improvement/ Welfare Expenses</i>		39,105.00		39,105.00 Dr
Indirect Incomes		8.00	2,04,379.00	2,04,371.00 Cr
Other Income		8.00	2,04,379.00	2,04,371.00 Cr
Bank Interest Received			18,989.00	18,989.00 Cr
Fees Forfeited			1,85,389.00	1,85,389.00 Cr
Rounding Off A/c		8.00	1.00	7.00 Dr
Indirect Expenses		62,93,324.38	1,11,663.00	61,81,661.38 Dr
Establishment Expenses		55,63,685.38	91,187.00	54,72,498.38 Dr
Office Expenses		42,44,065.38	15,792.00	42,28,273.38 Dr
Audit Fee		68,839.00	584.00	68,255.00 Dr
Bank Charges		17,942.50	12.00	17,930.50 Dr
Entertainment Expenses		9,663.52		9,663.52 Dr
FRA Processing Fee		44,029.50		44,029.50 Dr
Function Expenses		6,314.00		6,314.00 Dr
Ground Maintenance Expenses		1,44,000.00		1,44,000.00 Dr
Houses Keeping Expenses		2,394.48	26.00	2,368.48 Dr
Infrastructure Facility Expenses		15,00,000.00		15,00,000.00 Dr
Insurance Expenses		10,530.00	10,530.00	
Internet Expenses		14,604.38		14,604.38 Dr
Management Expenses		13,92,280.00		13,92,280.00 Dr
News Papers & Periodicals Expenses		1,734.00		1,734.00 Dr
Office Expenses		3,987.00	2.00	3,985.00 Dr
Rates/Taxes/Cesses Paid			122.00	122.00 Cr
Sanitation-Expenses		2,08,080.00		2,08,080.00 Dr
Seminar Expenses		4,20,580.00	1,800.00	4,18,780.00 Dr
Software Expenses		1,78,600.00	2,646.00	1,75,954.00 Dr
Subscription for Journal		1,37,867.00		1,37,867.00 Dr
Telephone Expenses		10,620.00	70.00	10,550.00 Dr
Wastage Management Expenses		72,000.00		72,000.00 Dr
Carried Over	2,34,95,548.20 Cr	9,47,51,846.84	9,47,51,846.84	2,34,95,548.20 Cr

	Opening Balance	Transactions		Closing Balance
		Debit	Credit	
Brought Forward	2,34,95,548.20 Cr	9,47,51,846.84	9,47,51,846.84	2,34,95,548.20 Cr
Printing & Stationery		1,46,495.00	762.00	1,45,733.00 Dr
<i>Printing Expenses</i>		1,42,944.00	762.00	1,42,182.00 Dr
<i>Stationary Expenses</i>		2,320.00		2,320.00 Dr
<i>Xeroxing Expenses</i>		1,231.00		1,231.00 Dr
Repairs & Maintenance		11,34,237.00	74,633.00	10,59,604.00 Dr
<i>R & M - Building</i>		4,16,160.00		4,16,160.00 Dr
<i>R & M - Electrical</i>		2,08,080.00		2,08,080.00 Dr
<i>R & M - Equipment</i>		2,71,646.00	74,633.00	1,97,013.00 Dr
<i>R & M - Furniture & Fixture</i>		2,08,351.00		2,08,351.00 Dr
<i>R & M - Others</i>		30,000.00		30,000.00 Dr
Travelling & Conveyance		38,888.00		38,888.00 Dr
<i>Conveyance Expenses</i>		15,802.00		15,802.00 Dr
<i>Travelling Expenses</i>		23,086.00		23,086.00 Dr
Depreciation Account		7,09,163.00		7,09,163.00 Dr
Prior Period Adjustments A/c		20,476.00	20,476.00	
Profit & Loss A/c	2,34,95,548.20 Dr			2,34,95,548.20 Dr
Grand Total		9,47,51,846.84	9,47,51,846.84	




Principal
 M.Y.S.S.'s Dr. Manojima Nanavati
 College of Arch. Studies For Women
 Karve Nagar, Pune - 411 052

B.N.College of Architecture No.42

Trial Balance

1-Apr 22 to 31-Mar 23

Page 1

Particulars	Opening Balance	Transactions		Closing Balance
		Debit	Credit	
Capital Account	8,24,28,786.76 Cr	25,26,135.00	1,43,76,607.00	9,42,79,258.76 Cr
Depreciation Fund	8,05,97,970.65 Cr	21,27,927.00	1,41,07,483.00	9,25,77,526.65 Cr
<i>Depreciation Fund on DIK</i>	28,23,399.45 Cr	5,500.00	2,20,568.00	30,38,467.45 Cr
<i>Depreciation Fund on Govt. Grant</i>	7,58,062.90 Cr	56,000.00	22,608.00	7,24,670.90 Cr
<i>Depreciation Fund on Own Asset</i>	7,33,28,218.22 Cr	20,66,427.00	1,37,09,275.00	8,49,71,066.22 Cr
<i>Depreciation Fund Specific Donation</i>	36,88,290.08 Cr		1,55,032.00	38,43,322.08 Cr
Non Current Liabilities	18,30,816.11 Cr	3,98,208.00	2,69,124.00	17,01,732.11 Cr
<i>Non Recurring DIK Utilised</i>	13,22,208.55 Cr	2,20,568.00	84.00	11,01,724.55 Cr
<i>Non Recurring Grants Utilised</i>	53,409.60 Cr	22,608.00		30,801.60 Cr
<i>Non Recurring Specific Donation Utilised</i>	4,55,197.96 Cr	1,55,032.00	2,69,040.00	5,69,205.96 Cr
Current Liabilities	3,73,26,945.36 Cr	7,50,38,411.00	7,11,58,820.64	3,34,47,355.00 Cr
Duties & Taxes	9,92,307.00 Cr	97,92,813.00	98,39,365.00	10,38,859.00 Cr
GST	9,042.00 Cr	9,042.00		
CGST	4,521.00 Cr	4,521.00		
SGST	4,521.00 Cr	4,521.00		
TDS	9,74,923.00 Cr	96,66,165.00	97,30,101.00	10,38,859.00 Cr
<i>TDS on Contractor</i>	20,792.00 Cr	1,25,970.00	1,08,977.00	3,799.00 Cr
<i>TDS on Professional Fees</i>	3,12,242.00 Cr	14,04,736.00	13,06,747.00	2,14,253.00 Cr
<i>TDS on Salary</i>	6,41,889.00 Cr	81,35,459.00	83,14,377.00	8,20,807.00 Cr
<i>TDS on Rent</i>	8,342.00 Cr	1,17,606.00	1,09,264.00	
Deposits From Others	28,828.00 Cr	26,667.00	60,603.00	62,764.00 Cr
<i>Secuirty Deposit From Suppliers</i>	28,828.00 Cr	26,667.00	60,603.00	62,764.00 Cr
Deposits From Students	27,67,500.00 Cr	1,86,500.00	8,90,000.00	34,71,000.00 Cr
<i>Caution Money Deposit</i>	6,41,500.00 Cr	43,500.00	5,22,500.00	11,20,500.00 Cr
<i>Library Deposit</i>	21,26,000.00 Cr	1,43,000.00	3,67,500.00	23,50,500.00 Cr
Indirect Receipts & Payments	5,96,432.00 Cr	71,25,355.00	70,92,030.00	5,63,107.00 Cr
Salary Deductions	5,96,432.00 Cr	71,25,355.00	70,92,030.00	5,63,107.00 Cr
<i>Credit Co-Op Society</i>	4,37,443.00 Cr	50,05,141.00	49,63,128.00	3,95,430.00 Cr
<i>Electricity Recovery</i>	12,033.00 Cr	1,28,137.00	1,25,498.00	9,394.00 Cr
<i>House Rent Recovery</i>	8,409.00 Cr	90,021.00	88,896.00	7,284.00 Cr
<i>LIC/ Postal RD</i>	10,306.00 Cr	1,19,082.00	1,18,572.00	9,796.00 Cr
<i>Mediclaime</i>		1,59,062.00	1,57,124.00	1,938.00 Dr
<i>Other Deduction</i>	841.00 Cr	10,848.00	12,948.00	2,941.00 Cr
<i>Profession Tax</i>	23,000.00 Cr	2,74,500.00	2,74,700.00	23,200.00 Cr
<i>Provident Fund - Employee's Contri</i>	1,04,400.00 Cr	13,38,564.00	13,51,164.00	1,17,000.00 Cr
Non Recurring Grants Unutilised	217.00 Cr			217.00 Cr
<i>BCUD Grant-Non Recurring Unutilised</i>	217.00 Cr			217.00 Cr
Other Current Liabilities	3,08,37,070.60 Cr	1,90,42,833.00	1,47,75,148.39	2,65,69,385.99 Cr
<i>Alumnae Association</i>	25,185.77 Cr			25,185.77 Cr
<i>Amounts Payable</i>	3,19,674.00 Cr	3,20,901.00	5,31,031.25	5,29,804.25 Cr
<i>Fee Refundable</i>	19,89,165.83 Cr	16,76,429.00	25,34,912.64	28,47,649.47 Cr
<i>Prepaid Fees</i>		1,82,137.00	1,82,137.00	
<i>Provision For Expenses</i>	2,46,22,693.00 Cr	1,27,13,859.00	1,12,54,407.50	2,31,63,241.50 Cr
<i>Provision For Gratuity</i>	28,85,582.00 Cr	28,85,582.00		
<i>Provision For leave Encashment</i>	9,91,365.00 Cr	9,91,365.00		
<i>Staff Contingency Fund</i>	550.00 Cr	7,340.00	7,440.00	650.00 Cr
<i>Stale Cheque</i>	2,855.00 Cr	2,65,220.00	2,65,220.00	2,855.00 Cr
Recurring Grants Unutilised	1,24,734.00 Cr	45,574.00	63,383.00	1,42,543.00 Cr
<i>BCUD Grant- Recurring Unutilised</i>	34,734.00 Cr		1,324.00	36,058.00 Cr
<i>Other Grants-Recurring Unutilised</i>	90,000.00 Cr	45,574.00	62,059.00	1,06,485.00 Cr
Schoarships & Freeships	17,03,113.76 Cr	3,51,55,860.00	3,47,67,713.25	13,14,967.01 Cr
Other Schoarships	27,269.25 Dr		27,272.75	3.50 Cr
EBC Scholarships	27,269.25 Dr		27,272.75	3.50 Cr
Carried Over	11,97,55,732.12 Cr	7,75,64,546.00	8,55,35,427.64	12,77,26,613.76 Cr



B.N.College of Architecture No.42

Trial Balance : 1-Apr-22 to 31-Mar-23

Page 2

Particulars	Opening Balance	Transactions		Closing Balance
		Debit	Credit	
Brought Forward	11,97,55,732.12 Cr	7,75,64,546.00	8,55,35,427.64	12,77,26,613.76 Cr
Samaj Kalyan Scholarships & Freeships	17,20,954.01 Cr	3,51,03,024.00	3,46,97,033.50	13,14,963.51 Cr
<i>Samaj Kalyan (Excess Amt Received)</i>	17,20,954.01 Cr	3,51,03,024.00	3,46,97,033.50	13,14,963.51 Cr
<i>Interest on Endowment Scholarship</i>	9,429.00 Cr	52,836.00	43,407.00	
University / Board Payments	57,646.00 Cr	25,12,975.00	25,20,738.00	65,409.00 Cr
Eligibility Fees Payable	37,600.00 Cr	1,46,430.00	1,13,450.00	4,620.00 Cr
<i>Payable Eligibility Fees -UG</i>	37,600.00 Cr	1,46,430.00	1,13,450.00	4,620.00 Cr
Exam Fees Payable	20,046.00 Cr	23,66,545.00	24,07,288.00	60,789.00 Cr
<i>Payable F.Y.Exam Fees</i>	6,477.00 Cr	3,43,130.00	3,46,125.00	9,472.00 Cr
<i>Payable L.Y.Exam Fees</i>	6,334.00 Cr	12,84,260.00	12,92,423.00	14,497.00 Cr
<i>Payable S.Y.Exam Fees</i>	3,715.00 Cr	3,75,180.00	3,83,935.00	12,470.00 Cr
<i>Payable T.Y. Exam Fees</i>	3,520.00 Cr	3,63,975.00	3,84,805.00	24,350.00 Cr
Specific Donation Unutilised-Non Recurring		2,69,040.00	2,69,040.00	
Specific Donation Unutilised-Recurring	2,19,097.00 Cr	8,80,794.00	8,80,800.00	2,19,103.00 Cr
Fixed Assets	10,82,22,598.04 Dr	2,27,80,790.00	31,19,273.00	12,78,84,115.04 Dr
Fixed Assets-DIK	41,45,608.00 Dr	84.00	5,500.00	41,40,192.00 Dr
Computer-DIK	11,92,482.00 Dr		5,500.00	11,86,982.00 Dr
<i>Office / Other Computers (DIK)</i>	11,92,482.00 Dr		5,500.00	11,86,982.00 Dr
Equipment - DIK	17,13,013.00 Dr			17,13,013.00 Dr
<i>Office/ Other Equipments (DIK)</i>	17,13,013.00 Dr			17,13,013.00 Dr
Library Books -DIK	7,58,689.00 Dr	84.00		7,58,773.00 Dr
<i>Library Books General (DIK)</i>	7,18,729.00 Dr	84.00		7,18,813.00 Dr
<i>Library C.D. (DIK)</i>	39,960.00 Dr			39,960.00 Dr
<i>Furniture & Fixtures -(DIK)</i>	4,81,424.00 Dr			4,81,424.00 Dr
Fixed Assets-Grant	8,11,472.00 Dr		56,000.00	7,55,472.00 Dr
Computers- Grant	1,56,000.00 Dr		56,000.00	1,00,000.00 Dr
<i>Computer Lab Computers (Grant)</i>	1,00,000.00 Dr			1,00,000.00 Dr
<i>Office / Other Computers (Grant)</i>	56,000.00 Dr		56,000.00	
Equipment- Grant	3,26,003.00 Dr			3,26,003.00 Dr
<i>Office/ Other Equipments (Grant)</i>	3,26,003.00 Dr			3,26,003.00 Dr
Library Books - Grant	3,29,469.00 Dr			3,29,469.00 Dr
<i>Library Books General (Grant)</i>	3,29,469.00 Dr			3,29,469.00 Dr
Fixed Assets-Own	9,81,71,438.54 Dr	2,24,92,137.00	20,87,652.00	11,85,75,923.54 Dr
Computers-Own	3,15,90,365.60 Dr	1,63,34,222.00	20,05,898.00	4,59,18,689.60 Dr
<i>Computer Lab Computers (Own)</i>	60,69,358.00 Dr	9,55,800.00		70,25,158.00 Dr
<i>Office / Others Computers (Own)</i>	2,55,21,007.60 Dr	1,53,78,422.00	20,05,898.00	3,88,93,531.60 Dr
Equipment -Own	2,31,01,134.05 Dr	38,96,480.00	81,754.00	2,69,15,860.05 Dr
<i>Civil Lab Equipments (Own)</i>	2,11,378.00 Dr			2,11,378.00 Dr
<i>Computer Lab Equipments (Own)</i>	45,94,410.00 Dr			45,94,410.00 Dr
<i>Electrical Lab Equipments (Own)</i>	1,40,222.00 Dr			1,40,222.00 Dr
<i>Office/ Other Equipments(Own)</i>	1,81,55,124.05 Dr	38,96,480.00	81,754.00	2,19,69,850.05 Dr
Library Books -Own	1,02,38,905.24 Dr	7,08,008.00		1,09,46,913.24 Dr
<i>Library Books General (Own)</i>	84,19,510.24 Dr	7,08,008.00		91,27,518.24 Dr
<i>Library Books -P.G. Course (Own)</i>	17,69,348.00 Dr			17,69,348.00 Dr
<i>Library C.D. (Own)</i>	50,047.00 Dr			50,047.00 Dr
Furniture & Fixtures (Own)	3,25,69,455.65 Dr	15,53,427.00		3,41,22,882.65 Dr
<i>Terrace Shed (Own)</i>	6,71,578.00 Dr			6,71,578.00 Dr
Fixed Assets-SD	41,43,487.50 Dr	2,69,040.00		44,12,527.50 Dr
Computers-Specific Donation	21,52,859.00 Dr			21,52,859.00 Dr
<i>Office / Other Computers (SD)</i>	21,52,859.00 Dr			21,52,859.00 Dr
Equipment -Specific Donation	12,27,885.00 Dr	2,69,040.00		14,96,925.00 Dr
<i>Computer Lab Equipments (SD)</i>	3,15,579.00 Dr	2,69,040.00		5,84,619.00 Dr
<i>Office/ Other Equipments (SD)</i>	9,12,306.00 Dr			9,12,306.00 Dr

Carried Over

Karvenagar,
Pune-411052

1,15,33,134.08 Cr

10,03,45,336.00

8,86,54,700.64

1,57,501.28 Dr

Particulars	Opening Balance	Transactions		Closing Balance
		Debit	Credit	
Brought Forward	1,15,33,134.08 Cr	10,03,45,336.00	8,86,54,700.64	1,57,501.28 Dr
Library Books -Specific Donation	1,78,280.00 Dr			1,78,280.00 Dr
Library Books General (SD)	1,57,907.00 Dr			1,57,907.00 Dr
Library Books -P.G. Course (SD)	20,373.00 Dr			20,373.00 Dr
Furniture & Fixtures - (SD)	5,84,463.50 Dr			5,84,463.50 Dr
Work in Progress	9,50,592.00 Dr	19,529.00	9,70,121.00	
Current Assets	5,96,59,627.33 Dr	35,59,80,296.39	35,86,86,860.06	5,69,53,063.66 Dr
Deposits (Asset)	18,03,296.00 Dr	15,000.00	15,000.00	18,03,296.00 Dr
Deposits- Electricity	18,370.00 Dr			18,370.00 Dr
Deposits- Telephone	4,926.00 Dr			4,926.00 Dr
Deposits To Others	17,80,000.00 Dr	15,000.00	15,000.00	17,80,000.00 Dr
Loans & Advances (Asset)	1,21,863.00 Dr	13,80,275.00	11,98,555.00	3,03,583.00 Dr
Advance to Staff		77,600.00	77,600.00	
Advance for Expenses to Staff		77,600.00	77,600.00	
Advance to Supplier	1,21,863.00 Dr	13,02,675.00	11,20,955.00	3,03,583.00 Dr
Advance to Supplier	1,21,863.00 Dr	13,02,675.00	11,20,955.00	3,03,583.00 Dr
Cash-in-hand	6,946.00 Dr	3,26,377.00	3,30,393.00	2,930.00 Dr
Cash In Hand	6,896.00 Dr	3,24,960.00	3,28,955.00	2,901.00 Dr
Revenue Stamp	50.00 Dr	1,417.00	1,438.00	29.00 Dr
Bank Accounts	4,08,020.64 Dr	31,59,62,917.39	31,59,12,711.56	4,58,226.47 Dr
Axis Bank A/c No.63167	3,519.99 Dr	14,39,06,239.00	14,36,48,406.50	2,61,352.49 Dr
Bank Of Maha A/c No.23472	1,41,181.06 Dr	2,32,51,682.00	2,33,39,407.08	53,455.98 Dr
Canara Bank A/c No. 53392010015869	62,846.91 Dr	3,52,95,079.50	3,53,15,353.00	42,573.41 Dr
HDFC A/c No.00046	2,00,472.68 Dr	11,35,09,916.89	11,36,09,544.98	1,00,844.59 Dr
Fees Receivable	5,44,48,695.25 Dr	3,66,71,597.00	3,77,72,943.50	5,33,47,348.75 Dr
Fees Receivable From Samaj Kalyan	4,92,26,363.25 Dr	3,59,37,710.00	3,36,72,884.50	5,14,91,188.75 Dr
FY Fees Receivable From Samaj Kalyan	1,57,62,046.00 Dr	96,23,353.00	93,59,938.75	1,60,25,460.25 Dr
IV Fees Receivable From Samaj Kalyan	78,97,077.25 Dr	61,98,511.00	56,47,115.50	84,48,472.75 Dr
LY Fees Receivable From Samaj Kalyan	61,20,460.00 Dr	54,69,778.00	41,40,944.25	74,49,293.75 Dr
SY Fees Receivable From Samaj Kalyan	1,00,75,996.00 Dr	86,80,935.00	69,90,117.00	1,17,66,814.00 Dr
TY Fees Receivable From Samaj Kalyan	93,70,784.00 Dr	59,65,133.00	75,34,769.00	78,01,148.00 Dr
Fees Receivable From Students	52,22,332.00 Dr	7,33,887.00	41,00,059.00	18,56,160.00 Dr
FY Fees Receivable From Students	6,49,566.00 Dr		4,61,062.00	1,88,504.00 Dr
IV Fees Receivable From Student	13,03,895.00 Dr	411.00	11,98,436.00	1,05,870.00 Dr
LY Fees Receivable From Students	15,64,380.00 Dr	2,94,147.00	12,04,882.00	6,53,645.00 Dr
SY Fees Receivable From Students	10,00,687.00 Dr	1,83,121.00	6,24,902.00	5,58,906.00 Dr
TY Fees Receivable From Students	7,03,804.00 Dr	2,56,208.00	6,10,777.00	3,49,235.00 Dr
Other Current Assets.	12,93,312.00 Dr	33,096.00	11,15,600.00	2,10,808.00 Dr
Amounts Receivable	12,93,312.00 Dr	33,096.00	11,15,600.00	2,10,808.00 Dr
University/ Board Exam Exps Receivable	68,901.50 Dr	6,91,459.00	8,41,816.00	81,455.50 Cr
Univ. Exam Exp. Receivable: 1st Term Current Yr	23,865.50 Dr	4,09,567.00	3,43,413.00	90,019.50 Dr
Univ. Exam Exp. Receivable: 2nd Term Current Yr	45,036.00 Dr	2,81,892.00	4,98,403.00	1,71,475.00 Cr
Prepaid Expenses	15,08,592.94 Dr	8,99,575.00	14,99,841.00	9,08,326.94 Dr
Branch / Divisions	24,35,33,016.21 Cr	10,94,05,602.94	15,07,06,847.78	28,48,34,261.05 Cr
ITC Claim		2,66,749.00	2,66,749.00	
ITC Claim (CGST)		1,32,322.00	1,32,322.00	
ITC Claim (IGST)		2,105.00	2,105.00	
ITC Claim (SGST)		1,32,322.00	1,32,322.00	
BNCA Consultancy Cell	3,02,476.00 Dr	66,360.00	3,68,836.00	
B.N.College of Architecture, CAID No.43	30,919.00 Dr	5,45,066.00	5,75,985.00	
B.N.College of Architecture, MArch No.135	1,05,07,182.62 Dr	45,13,226.16	1,50,20,408.78	
Inst. of Sustainability and Development Studies No 161		5,548.00	5,548.00	
M.K.S.S.S.	25,43,73,593.83 Cr	10,40,08,653.78	13,44,69,321.00	28,48,34,261.05 Cr

Carried Over



19,54,06,522.96 Cr

56,57,31,285.33

59,80,48,408.48

22,77,23,696.11 Cr

Particulars	Opening Balance	Transactions		Closing Balance
		Debit	Credit	
Brought Forward	19,54,06,522.96 Cr	56,57,31,235.33	59,80,48,408.48	22,77,23,696.11 Cr
Direct Incomes				
Fees		30,83,527.00	14,65,26,384.75	14,34,42,857.75 Cr
FY Fees		30,83,527.00	14,65,26,384.75	14,34,42,857.75 Cr
F.Y. Development Fund		1,64,288.00	3,43,75,929.25	3,42,11,641.25 Cr
F.Y. Tuition Fees		98,402.00	36,44,771.00	35,46,369.00 Cr
F.Y. University Fee		6,922.00	3,03,18,553.25	3,03,11,631.25 Cr
IV YR. BArch Fees		58,964.00	4,12,605.00	3,53,641.00 Cr
IV.Y. Development Fund (BArch)		9,94,350.00	2,57,71,513.00	2,47,77,163.00 Cr
IV.Y. Tuition Fee (BArch)		1,21,440.00	23,85,629.00	22,64,189.00 Cr
IV.Y. University Fee (BArch)		8,13,427.00	2,30,20,250.00	2,22,06,823.00 Cr
LY Fees		59,483.00	3,65,634.00	3,06,151.00 Cr
L.Y. Development Fund		8,69,543.00	2,32,34,295.00	2,23,64,752.00 Cr
L.Y. Tuition Fees		1,05,178.00	21,13,011.00	20,07,833.00 Cr
L.Y. University Fee		6,93,687.00	2,07,45,360.00	2,00,51,673.00 Cr
SY Fees		70,678.00	3,75,924.00	3,05,246.00 Cr
S.Y. Development Fund		6,83,235.00	3,41,22,594.50	3,34,39,359.50 Cr
S.Y. Tuition Fees		41,478.00	35,04,891.00	34,63,413.00 Cr
S.Y. University Fee		5,85,852.00	3,02,22,059.50	2,96,36,207.50 Cr
TY Fees		55,905.00	3,95,644.00	3,39,739.00 Cr
T.Y. Development Fund		3,72,111.00	2,90,22,053.00	2,86,49,942.00 Cr
T.Y. Tuition Fees		1,08,217.00	30,68,779.00	29,60,562.00 Cr
T.Y. University Fee		2,02,859.00	2,55,70,065.00	2,53,67,206.00 Cr
Direct Expenses				
Educational Expenses		11,01,03,554.00	3,48,509.00	10,97,55,045.00 Dr
Departmental Expenses		1,73,36,123.00	83,578.00	1,72,52,545.00 Dr
Exam Expenses		4,86,946.00	31,164.00	4,55,782.00 Dr
Laboratory Expenses		9,375.00	78.00	9,297.00 Dr
Library Expenses			360.00	360.00 Cr
Workshop Expenses		3,494.00	20.00	3,474.00 Dr
Direct Expenses For Students		4,74,077.00	30,706.00	4,43,371.00 Dr
Admission Processing Fee Expenses		39,02,828.00	5,844.00	38,96,984.00 Dr
Educational Tours Expenses		84,000.00		84,000.00 Dr
Education Fair Expenses		2,43,036.00	800.00	2,42,236.00 Dr
Gathering Expenses		11,56,320.00		11,56,320.00 Dr
Medical Charges Paid		8,37,155.00	1,742.00	8,35,413.00 Dr
Project Expenses		14,399.00	3,302.00	11,097.00 Dr
Sports Expenses		49,560.00		49,560.00 Dr
Student Activity Expenses		69,998.00		69,998.00 Dr
Student Facility Expenses		4,84,760.00		4,84,760.00 Dr
Professional Charges		9,63,600.00		9,63,600.00 Dr
Conveyance, Travel & Accom. Exp of Visiting Faculty		1,23,54,249.00	46,570.00	1,23,07,679.00 Dr
Honorarium Paid		2,97,770.00	468.00	2,97,302.00 Dr
Professional Charges of Visiting Faculty		1,45,200.00	8,100.00	1,37,100.00 Dr
University / Board Related		1,19,11,279.00	38,002.00	1,18,73,277.00 Dr
Affiliation Fee Paid		5,92,100.00		5,92,100.00 Dr
Other Direct Expenses		5,92,100.00		5,92,100.00 Dr
Advertisement Expenses		1,86,589.00	789.00	1,85,800.00 Dr
Salaries & Wages		1,86,589.00	789.00	1,85,800.00 Dr
Non Teaching Admin Salary		9,25,80,842.00	2,64,142.00	9,23,16,700.00 Dr
Non Teaching Admin Salary		2,07,08,355.00	2,460.00	2,07,05,895.00 Dr
Teaching Salary		2,07,08,355.00	2,460.00	2,07,05,895.00 Dr
Teaching Salary		6,30,55,883.00		6,30,55,883.00 Dr
Contract Labour Salary		6,30,55,883.00		6,30,55,883.00 Dr
Encashment of Leave Paid		12,10,822.00		12,10,822.00 Dr
		3,55,993.00	2,61,650.00	94,343.00 Dr
Carried Over	19,54,06,522.96 Cr	67,89,18,316.33	74,49,23,302.23	26,14,11,508.86 Cr



B.N.College of Architecture No.42

Trial Balance : 1-Apr-22 to 31-Mar-23

Particulars	Opening Balance	Transactions		Closing Balance
		Debit	Credit	
Brought Forward	19,54,06,522.96 Cr	67,89,18,316.33	74,49,23,302.23	26,14,11,508.86 Cr
Gratuity Contribution Paid		47,11,800.00		47,11,800.00 Dr
Mediclaim Policy		6,39,791.00		6,39,791.00 Dr
P.F.Administration Charges		55,774.00		55,774.00 Dr
P.F.Administrative Charges		2,184.00		2,184.00 Dr
P.F.EDLI Contribution		55,774.00		55,774.00 Dr
Provident Fund - Employer's Contribution		13,38,564.00		13,38,564.00 Dr
Staff Improvement/ Welfare Expenses		4,45,902.00	32.00	4,45,870.00 Dr
Indirect Incomes			1,46,902.00	1,46,902.00 Cr
Other Income			1,46,902.00	1,46,902.00 Cr
Admission Cancellation Charged Received			2,000.00	2,000.00 Cr
Bank Interest Received			1,44,902.00	1,44,902.00 Cr
Indirect Expenses		6,97,83,379.90	36,31,492.00	6,61,51,887.90 Dr
Establishment Expenses		5,55,14,779.90	35,00,036.00	5,20,14,743.90 Dr
Office Expenses		4,05,41,809.90	4,85,899.00	4,00,55,910.90 Dr
Audit Fee		4,61,280.00	4,314.00	4,56,966.00 Dr
Bank Charges		1,840.98	59.00	1,781.98 Dr
Courier Expenses		14,252.00	322.00	13,930.00 Dr
Electricity Expenses		32,16,420.00		32,16,420.00 Dr
Entertainment Expenses		4,78,646.00	22.00	4,78,624.00 Dr
Events and Workshop Expenses		5,89,523.00	13,682.00	5,75,841.00 Dr
FRA Processing Fee		92,999.00		92,999.00 Dr
Function Expenses		41,132.00		41,132.00 Dr
Ground Maintenance Expenses		9,63,600.00		9,63,600.00 Dr
Houses Keeping Expenses		14,51,521.00	772.00	14,50,749.00 Dr
Infrastructure Facility Expenses		1,22,70,000.00		1,22,70,000.00 Dr
Insurance Expenses		2,73,192.00	1,45,398.00	1,27,794.00 Dr
Internet Expenses		12,77,657.00	23,500.00	12,54,157.00 Dr
Management Expenses		96,96,060.00		96,96,060.00 Dr
Microsoft License Fee - Expenses		3,87,689.00		3,87,689.00 Dr
News Papers & Periodicals Expenses		23,691.00	14.00	23,677.00 Dr
Office Expenses		69,577.00		69,577.00 Dr
Postage Expenses		4,072.00		4,072.00 Dr
Professional Charges Paid		1,19,497.00	808.00	1,18,689.00 Dr
Professional Membership Expenses		6,900.00	30.00	6,870.00 Dr
Rates/Taxes/Cesses Paid		13,53,631.00		13,53,631.00 Dr
Sanitation Expenses		10,32,649.00	16,729.00	10,15,920.00 Dr
Security Expenses		17,03,084.00		17,03,084.00 Dr
Seminar Expenses		9,62,542.00	35,580.00	9,26,962.00 Dr
Software Expenses		30,11,199.00	2,44,095.00	27,67,104.00 Dr
Subscription for Journal		3,63,470.00		3,63,470.00 Dr
Telephone Expenses		24,974.00	384.00	24,590.00 Dr
Wastage Management Expenses		4,81,800.00		4,81,800.00 Dr
Website Development Expenses		1,68,911.92	190.00	1,68,721.92 Dr
Printing & Stationery		8,27,329.00	7,987.00	8,19,342.00 Dr
Binding Expenses		1,082.00	8.00	1,074.00 Dr
Printing Expenses		6,51,529.00	2,000.00	6,49,529.00 Dr
Stationary Expenses		1,63,147.00	5,917.00	1,57,230.00 Dr
Xeroxing Expenses		11,571.00	62.00	11,509.00 Dr
Repairs & Maintenance		1,35,96,043.00	30,05,402.00	1,05,90,641.00 Dr
Equipment AMC Expenses		3,59,175.00	1,35,847.00	2,23,328.00 Dr
R & M - Building		42,26,471.00	22,28,591.00	19,97,880.00 Dr
R & M - Computer		5,97,364.00	18,554.00	5,78,810.00 Dr
R & M - Electrical		14,41,972.00	3,85,184.00	10,56,788.00 Dr
R & M - Equipment		1,88,055.00	2,016.00	1,86,039.00 Dr
R & M - Furniture & Fixture		35,05,586.00	52,282.00	34,53,304.00 Dr
Carried Over	19,54,06,522.96 Cr	74,87,01,696.23	74,87,01,696.23	19,54,06,522.96 Cr



B.N.College of Architecture No.42

Trial Balance : 1-Apr-22 to 31-Mar-23

Particulars	Opening Balance	Transactions		Closing Balance
		Debit	Credit	
Brought Forward	19,54,06,522.96 Cr	74,87,01,696.23	74,87,01,696.23	19,54,06,522.96 Cr
<i>R & M - Others</i>		27,13,639.00	1,38,627.00	25,75,012.00 Dr
<i>Software AMC Expenses</i>		5,63,781.00	44,301.00	5,19,480.00 Dr
<i>Travelling & Conveyance</i>		5,48,554.00	732.00	5,47,822.00 Dr
<i>Conveyance Expenses</i>		34,696.00		34,696.00 Dr
<i>Transport & Octroi Expenses</i>		2,000.00		2,000.00 Dr
<i>Travelling Expneses</i>		5,11,858.00	732.00	5,11,126.00 Dr
<i>Green Iniative Expenses</i>		1,044.00	16.00	1,028.00 Dr
<i>Amounts Written Off</i>		5,38,100.00		5,38,100.00 Dr
<i>Depreciation Account</i>		1,37,09,275.00		1,37,09,275.00 Dr
<i>Loss/Profit on Assets Sold/Written Off</i>		21,225.00		21,225.00 Dr
<i>Prior Period Adjustments A/c</i>			1,31,456.00	1,31,456.00 Cr
Profit & Loss A/c	19,54,06,522.96 Dr			19,54,06,522.96 Dr
Grand Total		74,87,01,696.23	74,87,01,696.23	



Principal
M.K.S.S S Dr. Bhanuben Nanevat.
College of Architecture For Women
Karvenagar, Pune-411 052

11 AUG 2023



B.N.College of Architecture, MArch No.135

Trial Balance

1-Apr-22 to 31-Mar-23

Page 1

Particulars	Opening Balance	Transactions		Closing Balance
		Debit	Credit	
Capital Account	1,09,95,212.50 Cr	4,12,814.00	13,51,507.00	1,19,33,905.50 Cr
Depreciation Fund	1,05,23,330.10 Cr	3,07,000.00	13,51,507.00	1,15,67,837.10 Cr
<i>Depreciation Fund on Govt. Grant</i>	2,25,693.00 Cr		50,979.00	2,76,672.00 Cr
<i>Depreciation Fund on Own Asset</i>	99,16,695.30 Cr	3,07,000.00	12,45,693.00	1,08,55,388.30 Cr
<i>Depreciation Fund Specific Donation</i>	3,80,941.80 Cr		54,835.00	4,35,776.80 Cr
Non Current Liabilities	4,71,882.40 Cr	1,05,814.00		3,66,068.40 Cr
<i>Non Recurring Grants Utilised</i>	2,84,098.20 Cr	50,979.00		2,33,119.20 Cr
<i>Non Recurring Specific Donation Utilised</i>	1,87,784.20 Cr	54,835.00		1,32,949.20 Cr
Current Liabilities	47,31,199.00 Cr	63,33,763.00	62,01,610.28	45,99,046.28 Cr
Duties & Taxes	2,13,847.00 Cr	23,13,408.00	23,55,307.00	2,55,746.00 Cr
GST	32,768.00 Cr	54,406.00	80,017.00	58,379.00 Cr
CGST	16,384.00 Cr	16,384.00		
IGST		21,638.00	80,017.00	58,379.00 Cr
SGST	16,384.00 Cr	16,384.00		
TDS	1,81,079.00 Cr	22,59,002.00	22,75,290.00	1,97,367.00 Cr
<i>TDS on Contractor</i>	1,170.00 Cr	6,143.00	5,138.00	165.00 Cr
<i>TDS on Non Resident Indians</i>		52,754.00	52,754.00	
<i>TDS on Professional Fees</i>	54,188.00 Cr	3,16,202.00	2,82,338.00	20,324.00 Cr
<i>TDS on Salary</i>	1,25,721.00 Cr	18,83,903.00	19,35,060.00	1,76,878.00 Cr
Deposits From Students	14,98,000.00 Cr	83,000.00	1,03,000.00	15,18,000.00 Cr
<i>Caution Money Deposit</i>	14,53,000.00 Cr	79,000.00	63,000.00	14,37,000.00 Cr
<i>Library Deposit</i>	45,000.00 Cr	4,000.00	40,000.00	81,000.00 Cr
Indirect Receipts & Payments	1,00,026.00 Cr	10,84,132.00	10,75,536.00	91,430.00 Cr
Salary Deductions	1,00,026.00 Cr	10,84,132.00	10,75,536.00	91,430.00 Cr
<i>Credit Co-Op Society</i>	73,521.00 Cr	7,37,940.00	7,28,134.00	63,715.00 Cr
<i>Electricity Recovery</i>	105.00 Cr	1,302.00	1,302.00	105.00 Cr
<i>House Rent Recovery</i>	285.00 Cr	3,420.00	3,420.00	285.00 Cr
<i>LIC/ Postal RD</i>	784.00 Cr	9,408.00	9,408.00	784.00 Cr
<i>Mediclaime</i>		23,852.00	23,852.00	
<i>Other Deduction</i>	131.00 Cr	2,010.00	2,420.00	541.00 Cr
<i>Profession Tax</i>	3,600.00 Cr	47,000.00	47,800.00	4,400.00 Cr
<i>Provident Fund - Employee's Contri</i>	21,600.00 Cr	2,59,200.00	2,59,200.00	21,600.00 Cr
Other Current Liabilities	23,26,693.00 Cr	25,84,759.00	21,90,175.28	19,32,109.28 Cr
<i>Amounts Payable</i>	6,104.00 Cr	3,15,062.00	3,15,081.28	6,123.28 Cr
<i>Fee Refundable</i>	62,064.00 Cr	2,25,056.00	2,87,401.00	1,24,409.00 Cr
<i>Provision For Expenses</i>	16,78,815.00 Cr	15,55,112.00	15,86,093.00	17,09,796.00 Cr
<i>Provision For Gratuity</i>	4,28,897.00 Cr	4,28,897.00		
<i>Provision For leave Encashment</i>	1,50,693.00 Cr	59,062.00		91,631.00 Cr
<i>Staff Contingency Fund</i>	120.00 Cr	1,570.00	1,600.00	150.00 Cr
Recurring Grants Unutilised	13,125.00 Cr			13,125.00 Cr
<i>Univ. Grant-Recurring Unutilised</i>	13,125.00 Cr			13,125.00 Cr
University / Board Payments	5,79,508.00 Cr	2,68,464.00	4,77,592.00	7,88,636.00 Cr
Eligibility Fees Payable		26,050.00	23,300.00	2,750.00 Dr
<i>Payable Eligibility Fees-PG</i>		22,150.00	13,500.00	8,650.00 Dr
<i>Payable Eligibility Fees-PHD</i>		3,900.00	9,800.00	5,900.00 Cr
Exam Fees Payable	5,65,008.00 Cr	1,83,530.00	4,44,292.00	8,25,770.00 Cr
<i>Payable F.Y.Exam Fees</i>	2,65,801.00 Cr	70,653.00	1,51,932.00	3,47,080.00 Cr
<i>Payable S.Y.Exam Fees</i>	2,99,207.00 Cr	1,12,877.00	2,92,360.00	4,78,690.00 Cr
<i>University Fee-PHD (Liability)</i>	14,500.00 Cr	58,884.00	10,000.00	34,384.00 Dr
Fixed Assets	1,39,43,947.50 Dr	20,85,004.00	3,07,000.00	1,57,21,951.50 Dr
Fixed Assets-Grant	5,09,792.00 Dr			5,09,792.00 Dr
Equipment- Grant	5,09,792.00 Dr			5,09,792.00 Dr
Office/ Other Equipments (Grant)	5,09,792.00 Dr			5,09,792.00 Dr
Carried Over	17,82,464.00 Cr	88,31,581.00	78,60,117.28	8,11,000.28 Cr



B.N.College of Architecture, MArch No.135

Trial Balance : 1-Apr-22 to 31-Mar-23

Particulars	Opening Balance	Transactions		Closing Balance
		Debit	Credit	
Brought Forward	17,82,464.00 Cr	88,31,581.00	78,60,117.28	8,11,000.28 Cr
Fixed Assets-Own	1,28,65,429.50 Dr	20,85,004.00	3,07,000.00	1,46,43,433.50 Dr
Computers-Own	23,51,757.00 Dr	9,48,779.00	2,07,000.00	30,93,536.00 Dr
Computer Lab Computers (Own)	8,50,088.00 Dr			8,50,088.00 Dr
Office / Others Computers (Own)	15,01,669.00 Dr	9,48,779.00	2,07,000.00	22,43,448.00 Dr
Equipment -Own	66,20,419.00 Dr	9,42,962.00	1,00,000.00	74,63,381.00 Dr
Office/ Other Equipments(Own)	66,20,419.00 Dr	9,42,962.00	1,00,000.00	74,63,381.00 Dr
Library Books -Own	27,93,423.00 Dr	1,93,263.00		29,86,686.00 Dr
Library Books General (Own)	27,93,423.00 Dr	1,93,263.00		29,86,686.00 Dr
Furniture & Fixtures (Own)	10,99,830.50 Dr			10,99,830.50 Dr
Fixed Assets-SD	5,68,726.00 Dr			5,68,726.00 Dr
Equipment -Specific Donation	5,48,353.00 Dr			5,48,353.00 Dr
Office/ Other Equipments (SD)	5,48,353.00 Dr			5,48,353.00 Dr
Library Books -Specific Donation	20,373.00 Dr			20,373.00 Dr
Library Books General (SD)	20,373.00 Dr			20,373.00 Dr
Current Assets	25,86,774.97 Dr	3,76,78,311.26	3,86,66,996.00	15,98,090.23 Dr
Deposits (Asset)	20,000.00 Dr			20,000.00 Dr
Deposits To Others	20,000.00 Dr			20,000.00 Dr
Loans & Advances (Asset)		59,550.00	59,550.00	
Advance to Staff		59,550.00	59,550.00	
Advance for Expenses to Staff		59,550.00	59,550.00	
Cash-in-hand	5,581.00 Dr	1,57,870.00	1,60,481.00	2,970.00 Dr
Cash In Hand	5,553.00 Dr	1,57,270.00	1,60,241.00	2,582.00 Dr
Revenue Stamp	28.00 Dr	600.00	240.00	388.00 Dr
Bank Accounts	2,46,459.97 Dr	3,60,50,178.28	3,62,49,331.00	47,307.25 Dr
Axis Bank A/C No:- 921010044733868	26,431.50 Dr	802.00		27,233.50 Dr
Canara Bank A/c No. 53392010045312	2,20,028.47 Dr	3,60,49,376.28	3,62,49,331.00	20,073.75 Dr
Fees Receivable	21,12,869.00 Dr	1,65,000.00	17,37,425.00	5,40,444.00 Dr
Fees Receivable From Samaj Kalyan	6,85,111.00 Dr		6,79,469.00	5,642.00 Dr
FY Fees Receivable From Samaj Kalyan	1,06,539.00 Dr		1,00,897.00	5,642.00 Dr
SY Fees Receivable From Samaj Kalyan	5,78,572.00 Dr		5,78,572.00	
Fees Receivable From Students	14,27,758.00 Dr	1,65,000.00	10,57,956.00	5,34,802.00 Dr
Fees Receivable from PHD Students	4,95,000.00 Dr	1,15,000.00	4,55,000.00	1,55,000.00 Dr
FY Fees Receivable From Students	2,25,485.00 Dr		1,77,518.00	47,967.00 Dr
SY Fees Receivable From Students	7,07,273.00 Dr	50,000.00	4,25,438.00	3,31,835.00 Dr
Other Current Assets	2,01,865.00 Dr	12,45,712.98	4,60,209.00	9,87,368.98 Dr
Amounts Receivable	2,176.00 Dr	20.00	20.00	2,176.00 Dr
Prepaid Expenses	1,99,689.00 Dr	12,45,692.98	4,60,189.00	9,85,192.98 Dr
Branch / Divisions	2,62,73,476.55 Cr	1,99,58,067.78	3,40,96,100.94	4,04,11,509.71 Cr
ITC Claim	2.00 Cr	30,539.00	30,537.00	
ITC Claim (CGST)		7,289.00	7,289.00	
ITC Claim (IGST)		15,959.00	15,959.00	
ITC Claim (SGST)	2.00 Cr	7,291.00	7,289.00	
BNCA Consultancy Cell		35,500.00	35,500.00	
B.N.College of Architecture No.42	1,05,07,182.62 Cr	1,50,06,201.78	44,99,019.16	
M.K.S.S.S.	1,57,66,291.93 Cr	48,85,827.00	2,95,31,044.78	4,04,11,509.71 Cr
Direct Incomes		2,96,327.00	1,43,17,050.00	1,40,20,723.00 Cr
Fees		2,96,327.00	1,43,17,050.00	1,40,20,723.00 Cr
FY Fees		2,24,891.00	43,89,900.00	41,65,009.00 Cr
F.Y. Development Fund		23,596.00	4,71,920.00	4,48,324.00 Cr
F.Y.Tuition Fees		1,93,404.00	38,68,080.00	36,74,676.00 Cr
F.Y.University Fee		7,891.00	49,900.00	42,009.00 Cr
PHD Fees			6,50,000.00	6,50,000.00 Cr
PHD Tuition Fees			6,50,000.00	6,50,000.00 Cr
Carried Over	2,54,69,165.58 Cr	6,67,64,287.04	9,49,40,264.22	5,36,45,142.76 Cr



Particulars	Opening Balance	Transactions		Closing Balance
		Debit	Credit	
Brought Forward	2,54,69,165.58 Cr	6,67,64,287.04	9,49,40,264.22	5,36,45,142.76 Cr
SY Fees		71,436.00	92,77,150.00	92,05,714.00 Cr
S.Y.Development Fund			9,91,032.00	9,91,032.00 Cr
S.Y.Tuition Fees		60,040.00	81,83,008.00	81,22,968.00 Cr
S.Y.University Fee		11,396.00	1,03,110.00	91,714.00 Cr
Direct Expenses		2,12,97,498.00	66,849.00	2,12,30,649.00 Dr
Educational Expenses		36,67,514.00	66,769.00	36,00,745.00 Dr
Departmental Expenses		3,85,238.00	16,142.00	3,69,096.00 Dr
Exam Expenses		1,45,674.00	8,629.00	1,37,045.00 Dr
Laboratory Expenses		6,823.00	36.00	6,787.00 Dr
Workshop Expenses		2,32,741.00	7,477.00	2,25,264.00 Dr
Direct Expenses For Students		5,15,644.00	328.00	5,15,316.00 Dr
Admission Processing Fee Expenses		44,000.00		44,000.00 Dr
Educational Tours Expenses		45,487.00	166.00	45,321.00 Dr
Education Fair Expenses		1,72,800.00		1,72,800.00 Dr
Gathering Expenses		72,757.00	162.00	72,595.00 Dr
Student Activity Expenses		36,600.00		36,600.00 Dr
Student Facility Expenses		1,44,000.00		1,44,000.00 Dr
Professional Charges		24,27,132.00	50,299.00	23,76,833.00 Dr
Conveyance, Travel & Accom.Exp of Visiting Faculty		96,807.00	4,624.00	92,183.00 Dr
Honorarium Paid		2,37,400.00	5,400.00	2,32,000.00 Dr
Professional Charges of Visiting Faculty		20,92,925.00	40,275.00	20,52,650.00 Dr
University / Board Related		3,39,500.00		3,39,500.00 Dr
Affiliation Fee Paid		3,39,500.00		3,39,500.00 Dr
Other Direct Expenses		31,716.00	80.00	31,636.00 Dr
Advertiesment Expenses		31,716.00	80.00	31,636.00 Dr
Salaries & Wages		1,75,98,268.00		1,75,98,268.00 Dr
Non Teaching Admin Salary		32,56,637.00		32,56,637.00 Dr
Non Teaching Admin Salary		32,56,637.00		32,56,637.00 Dr
Teaching Salary		1,26,92,935.00		1,26,92,935.00 Dr
Teaching Salary		1,26,92,935.00		1,26,92,935.00 Dr
Encashment of Leave Paid		13,847.00		13,847.00 Dr
Gratuity Contribution Paid		12,91,700.00		12,91,700.00 Dr
Medicclaim Policy		58,133.00		58,133.00 Dr
P.F.Administration Charges		10,800.00		10,800.00 Dr
P.F.Administrative Charges		216.00		216.00 Dr
P.F.EDLI Contribution		10,800.00		10,800.00 Dr
Provident Fund - Employer's Contribution		2,59,200.00		2,59,200.00 Dr
Staff Improvement/ Welfare Expenses		4,000.00		4,000.00 Dr
Indirect Incomes		1.00	21,083.00	21,082.00 Cr
Other Income		1.00	21,083.00	21,082.00 Cr
Admission Cancellation Charged Received			1,000.00	1,000.00 Cr
Bank Interest Received			20,081.00	20,081.00 Cr
Rounding Off A/c		1.00	2.00	1.00 Cr
Indirect Expenses		70,19,485.18	53,075.00	69,66,410.18 Dr
Establishment Expenses		57,73,792.18	53,075.00	57,20,717.18 Dr
Office Expenses		44,48,362.18	31,285.00	44,17,077.18 Dr
Audit Fee		83,050.00	962.00	82,088.00 Dr
Bank Charges		12,609.00		12,609.00 Dr
Entertainment Expenses		70,311.00	450.00	69,861.00 Dr
FRA Processing Fee		15,000.00		15,000.00 Dr
Function Expenses		11,116.00		11,116.00 Dr
Ground Maintenance Expenses		1,44,000.00		1,44,000.00 Dr
Houses Keeping Expenses		8,334.00		8,334.00 Dr
Infrastructure Facility Expenses		15,00,000.00		15,00,000.00 Dr
Carried Over	2,54,69,165.58 Cr	9,50,81,271.22	9,50,81,271.22	2,54,69,165.58 Cr



Particulars	Opening Balance	Transactions		Closing Balance
		Debit	Credit	
Brought Forward	2,54,69,165.58 Cr	9,50,81,271.22	9,50,81,271.22	2,54,69,165.58 Cr
<i>Insurance Expenses</i>		16,341.00	4,872.00	11,469.00 Dr
<i>Internet Expenses</i>		14,843.18		14,843.18 Dr
<i>Management Expenses</i>		14,70,980.00		14,70,980.00 Dr
<i>News Papers & Periodicals Expenses</i>		3,220.00		3,220.00 Dr
<i>Office Expenses</i>		3,575.00		3,575.00 Dr
<i>Postage Expenses</i>		143.00		143.00 Dr
<i>Professional Charges Paid</i>		3,540.00		3,540.00 Dr
<i>Professional Membership Expenses</i>		5,900.00	2,950.00	2,950.00 Dr
<i>Sanitation Expenses</i>		2,08,080.00		2,08,080.00 Dr
<i>Seminar Expenses</i>		93,610.00		93,610.00 Dr
<i>Software Expenses</i>		5,66,692.00	21,887.00	5,44,805.00 Dr
<i>Subscription for Journal</i>		1,34,328.00		1,34,328.00 Dr
<i>Telephone Expenses</i>		10,690.00	164.00	10,526.00 Dr
<i>Wastage Management Expenses</i>		72,000.00		72,000.00 Dr
Printing & Stationery		1,46,413.00	660.00	1,45,753.00 Dr
<i>Binding Expenses</i>		600.00		600.00 Dr
<i>Printing Expenses</i>		1,20,081.00	644.00	1,19,437.00 Dr
<i>Stationary Expenses</i>		22,330.00	14.00	22,316.00 Dr
<i>Xeroxing Expenses</i>		3,402.00	2.00	3,400.00 Dr
Repairs & Maintenance		11,30,064.00	20,958.00	11,09,106.00 Dr
<i>R & M - Building</i>		4,26,144.00	32.00	4,26,112.00 Dr
<i>R & M - Computer</i>		5,994.00	30.00	5,964.00 Dr
<i>R & M - Electrical</i>		2,74,503.00	1,374.00	2,73,129.00 Dr
<i>R & M - Equipment</i>		1,73,169.00	18,998.00	1,54,171.00 Dr
<i>R & M - Furniture & Fixture</i>		2,40,610.00	48.00	2,40,562.00 Dr
<i>R & M - Others</i>		9,644.00	476.00	9,168.00 Dr
Travelling & Conveyance		48,953.00	172.00	48,781.00 Dr
<i>Conveyance Expenses</i>		35,122.00		35,122.00 Dr
<i>Travelling Expenses</i>		13,831.00	172.00	13,659.00 Dr
Depreciation Account		12,45,693.00		12,45,693.00 Dr
Profit & Loss A/c	2,54,69,165.58 Dr			2,54,69,165.58 Dr
Grand Total		9,50,81,271.22	9,50,81,271.22	

Principal
M.K.S.S S Dr. Bhanuben Nanavati
College of Architecture For Women
Karvenagar, Pune-411 052

11 AUG 2023

