

B.N.College of Architecture No.42Karve Nagar
Pune 411052**Balance Sheet**

1-Apr-2018 to 31-Mar-2019

Liabilities		as at 31-Mar-2019	Assets		as at 31-Mar-2019
Capital Account		6,26,83,793.58	Fixed Assets		9,89,66,785.44
Depreciation Fund	6,05,15,682.47		Fixed Assets-DIK	31,00,010.00	
Non Current Liabilities	<u>21,68,111.11</u>		Fixed Assets-Grant	8,11,472.00	
			Fixed Assets-Own	9,02,71,891.94	
Loans (Liability)			Fixed Assets-SD	<u>47,83,411.50</u>	
Current Liabilities		1,47,84,684.52	Current Assets		2,78,31,360.36
Duties & Taxes	2,77,978.00		Deposits (Asset)	17,93,319.60	
Deposits From Others	6,65,540.00		Loans & Advances (Asset)	1,08,125.00	
Deposits From Students	24,19,000.00		Cash-in-hand	502.00	
Indirect Receipts & Payments	841.00		Bank Accounts	9,92,007.22	
Non Recurring Grants Unutilised	217.00		Fees Receivable	2,30,37,294.50	
Other Current Liabilities	1,01,54,666.52		Other Current Assets	73,234.00	
Recurring Grants Unutilised	1,06,110.00		University/ Board Exam Exps Receivable	2,10,518.50	
Schoarships & Freeships	9,41,235.00		<i>Prepaid Expenses</i>	<u>16,16,359.54</u>	
<i>Specific Donation Unutilised-Recurring</i>	<u>2,19,097.00</u>				
Branch / Divisions		17,51,92,013.79	Profit & Loss A/c		12,58,62,346.05
BNCA Consultancy Cell	(-)-2,78,329.00		Opening Balance	8,77,86,914.42	
B.N.College of Architecture, MArch No.135	(-)-1,02,63,416.04		Current Period	<u>3,80,75,431.67</u>	
M.K.S.S.S.	<u>18,57,33,758.83</u>				
Total		25,26,60,491.89	Total		25,26,60,491.89


Principal

MKSSS's Dr. Bhanuben Nanavati
College of Architecture For Women
Karvenagar, Pune - 411 052



For G. D. Apte & Co.
Chartered Accountants
Firm Reg. No. 100515W
Bhanubh
S. S. Peshwe
Partner
Membership No. 121546

31 MAY 2019

B.N.College of Architecture No.42Karve Nagar
Pune 411052

13

Capital Account

Group Summary

1-Apr-2018 to 31-Mar-2019

Particulars	Opening Balance	Transactions		Closing Balance
		Debit	Credit	
Depreciation Fund	5,29,85,001.04 Cr			6,05,15,682.47 C
Depreciation Fund on DIK	20,06,431.90 Cr		2,70,253.55	22,76,685.45 C
Depreciation Fund on Govt. Grant	5,80,785.00 Cr		68,215.90	6,49,000.90 C
Depreciation Fund on Own Asset	4,69,31,047.19 Cr	11,85,674.50	81,88,585.35	5,39,33,958.04 C
Depreciation Fund on Vikas Nidhi	54,941.00 Cr			54,941.00 C
Depreciation Fund Specific Donation	34,11,795.95 Cr		1,89,301.13	36,01,097.08 C
Non Current Liabilities	18,65,075.69 Cr	4,96,310.58	7,99,346.00	21,68,111.11 C
Non Recurring DIK Utilised	2,79,555.10 Cr	2,38,793.55	7,82,563.00	8,23,324.55 C
Non Recurring Grants Utilised	2,13,904.50 Cr	68,215.90	16,783.00	1,62,471.60 C
Non Recurring Specific Donation Utilised	13,71,616.09 Cr	1,89,301.13		11,82,314.96 C
Grand Total	5,48,50,076.73 Cr	16,81,985.08	95,15,701.93	6,26,83,793.58 C



14

B.N.College of Architecture No.42


Karve Nagar
Pune 411052

Current Liabilities

Group Summary

1-Apr-2018 to 31-Mar-2019

Particulars	Closing Balance	
	Debit	Credit
Duties & Taxes		
GST		2,77,978.00
TDS		2,426.00
Deposits From Others		2,75,552.00
Security Deposit From Suppliers		6,65,540.00
Deposits From Students		6,65,540.00
Caution Money Deposit		24,19,000.00
Library Deposit		5,69,000.00
Indirect Receipts & Payments		18,50,000.00
Salary Deductions		841.00
Non Recurring Grants Unutilised		841.00
BCUD Grant-Non Recurring Unutilised		217.00
Other Current Liabilities		217.00
Alumnae Association		1,01,54,666.50
Amounts Payable		92,395.70
Fee Refundable		3,735.00
Provision For Expenses		14,48,391.70
Stale Cheque		86,05,738.00
Recurring Grants Unutilised		4,406.00
AICTE Grant-Recurring Unutilised		1,06,110.00
BCUD Grant- Recurring Unutilised		50,000.00
Schoarships & Freeships		56,110.00
Other Schoarships		9,41,235.00
Samaj Kalyan Scholarships & Freeships		1,74,886.50
University / Board Payments		7,66,348.50
Eligibility Fees Payable		
Exam Fees Payable		
Photocopy Fees Payable		
Revaluation Fees Payable		
Specific Donation Unutilised-Recurring		2,19,097.00
Grand Total		1,47,84,684.52



B.N.College of Architecture No.42

Karve Nagar
Pune 411052

Branch / Divisions
Group Summary
1-Apr-2018 to 31-Mar-2019

Particulars	Closing Balance	
	Debit	Credit
ITC Claim		
BNCA Consultancy Cell		2,78,329.00
B.N.College of Architecture, MArch No.135		1,02,63,416.04
M.K.S.S.S.		18,57,33,758.8
Grand Total	1,05,41,745.04	18,57,33,758.8



B.N.College of Architecture No.42


Karve Nagar
Pune 411052

Fixed Assets

Group Summary

1-Apr-2018 to 31-Mar-2019

Particulars	Closing Balance	
	Debit	Credit
Fixed Assets-DIK	31,00,010.00	
Computer-DIK	11,92,482.00	
Office / Other Computers (DIK)	11,92,482.00	
Equipment - DIK	11,82,249.00	
Office/ Other Equipments (DIK)	11,82,249.00	
Library Books -DIK	5,86,855.00	
Library Books General (DIK)	5,46,895.00	
Library C.D. (DIK)	39,960.00	
Furniture & Fixtures -(DIK)	1,38,424.00	
Fixed Assets-Grant	8,11,472.00	
Computers- Grant	1,33,408.00	
Computer Lab Computers (Grant)	1,00,000.00	
Office / Other Computers (Grant)	33,408.00	
Equipment- Grant	3,48,595.00	
Computer Lab Equipments (Grant)	22,592.00	
Office/ Other Equipments (Grant)	3,26,003.00	
Library Books - Grant	3,29,469.00	
Library Books General (Grant)	3,29,469.00	
Fixed Assets-Own	9,02,71,891.94	
Computers-Own	3,00,71,580.60	
Computer Lab Computers (Own)	35,21,392.00	
Office / Others Computers (Own)	2,65,50,188.60	
Equipment -Own	1,91,85,807.05	
Civil Lab Equipments (Own)	2,11,378.00	
Computer Lab Equipments (Own)	44,61,790.00	
Electrical Lab Equipments (Own)	1,40,222.00	
Office/ Other Equipments(Own)	1,43,72,417.05	
Library Books -Own	95,02,701.24	
Library Books General (Own)	76,83,306.24	
Library Books -P.G. Course (Own)	17,69,348.00	
Library C.D. (Own)	50,047.00	
Furniture & Fixtures (Own)	3,11,70,920.05	
Terrace Shed (Own)	3,40,883.00	
Fixed Assets-SD	47,83,411.50	
Computers-Specific Donation	21,52,859.00	
Office / Other Computers (SD)	21,52,859.00	
Equipment -Specific Donation	18,67,809.00	
Computer Lab Equipments (SD)	3,15,579.00	
Office/ Other Equipments (SD)	15,52,230.00	
Library Books -Specific Donation	1,78,280.00	
Library Books General (SD)	1,57,907.00	
Library Books -P.G. Course (SD)	20,373.00	
Furniture & Fixtures - (SD)	5,84,463.50	
Grand Total	9,89,66,785.44	




B.N.College of Architecture No.42Karve Nagar
Pune 411052**Current Assets**

Group Summary

1-Apr-2018 to 31-Mar-2019

17

Particulars	Closing Balance	
	Debit	Credit
Deposits (Asset)	17,93,319.60	
Deposits- Electricity	18,370.00	
Deposits- Telephone	4,926.00	
Deposits To Others	17,70,023.60	
Loans & Advances (Asset)	1,08,125.00	
Advance to Staff	1,08,125.00	
Advance to Supplier		
Cash-in-hand	547.00	45.
Cash In Hand	547.00	
Revenue Stamp		45.
Bank Accounts	9,92,007.22	
Axis Bank A/c No.63167	1,11,722.71	
Bank Of Maha A/c No.23472	2,73,071.10	
Bhagini Bank A/c No.413	1,796.75	
Bhagini Nivedita CB A/c No.20	3,45,523.85	
HDFC A/c No.00046	1,04,595.12	
SBI CB A/c No.35075	8,638.60	
Syndicate Bank A/c No.15869	70,658.77	
Syndicate Bank A/c No.16542	76,000.32	
Fees Receivable	2,30,37,294.50	
Fees Receivable From Samaj Kalyan	2,15,59,817.50	
Fees Receivable From Students	14,77,477.00	
Other Current Assets	73,234.00	
Amounts Receivable	73,234.00	
TDS Receivable		
University/ Board Exam Exps Receivable	2,10,518.50	
Univ. Exam Exp. Receivable: 1st Term Current Yr	2,10,518.50	
Prepaid Expenses	16,16,359.54	
Grand Total	2,78,31,405.36	45.




Name of Unit :

Dr. Bhanuben Nanavati College of Architecture - B.Arch

Summary of Fixed Assets as on 31.03.2019

Particulars	Opening Balance				
	Grant	Donation in Kind	Specific Donation	Own Funds	Total
Computer	156,000	1,192,482	2,057,629	26,623,407	30,029,518
Furniture		138,424	584,463	25,482,133	26,205,020
Equipments-Others	326,003	403,979	1,867,809	17,283,025	19,880,816
Equipment-Solar System					-
Library Books	312,686	551,102	178,280	8,965,740	10,007,808
Vehicles					-
Temporary Shed					-
Science Equipmennts				211,378	211,378
Machinery					-
Tools & Implements				14,883	14,883
Furnance					-
Electrical Fittings				130,686	130,686
Intangible Assets			95,230	1,141,770	1,237,000
Work in Progress					-
Total	794,689	2,285,987	4,783,411	79,853,022	87,717,109
Particulars	Additions during the year				
	Grant	Donation in Kind	Specific Donation	Own Funds	Total
Computer				3,348,142	3,348,142
Furniture				5,766,218	5,766,218
Equipments-Others		778,270		1,655,527	2,433,797
Equipment-Solar System					-
Library Books	16,783	35,753		536,961	589,497
Vehicles					-
Temporary Shed				340,883	340,883
Science Equipmennts					-
Machinery					-
Tools & Implements					-
Furnance					-
Electrical Fittings					-
Intangible Assets					-
Work in Progress					-
Total	16,783	814,023	-	11,647,731	12,478,537
Particulars	Written off during the year				
	Grant	Donation in Kind	Specific Donation	Own Funds	Total
Computer				1,041,738	1,041,738
Furniture				77,431	77,431
Equipments-Others				109,692	109,692
Equipment-Solar System					-
Library Books					-
Vehicles					-
Temporary Shed					-
Science Equipmennts					-
Machinery					-
Tools & Implements					-
Furnance					-
Electrical Fittings					-
Intangible Assets					-
Work in Progress					-
Total	-	-	-	1,228,861	1,228,861
Particulars	Closing Balance				
	Grant	Donation in Kind	Specific Donation	Own Funds	Total
Computer	156,000	1,192,482	2,057,629	28,929,811	32,335,922
Furniture	-	138,424	584,463	31,170,920	31,893,807
Equipments-Others	326,003	1,182,249	1,867,809	18,828,860	22,204,921
Equipment-Solar System	-	-	-	-	-
Library Books	329,469	586,855	178,280	9,502,701	10,597,305
Vehicles	-	-	-	-	-
Temporary Shed	-	-	-	340,883	340,883
Science Equipmennts	-	-	-	211,378	211,378
Machinery	-	-	-	-	-
Tools & Implements	-	-	-	14,883	14,883
Furnance	-	-	-	-	-
Electrical Fittings	-	-	-	130,686	130,686
Intangible Assets	-	-	95,230	1,141,770	1,237,000
Work in Progress	-	-	-	-	-
Total	811,472	3,100,010	4,783,411	90,271,892	98,966,785




Name of Unit :

Dr. Bhanuben Nanavati College of Architecture - B.Arch

Depreciation Fund as on 31.03.2019

Particulars	Opening Balance				
	Grant	Donation in Kind	Specific Donation	Own Funds	Total
Computer	136,000	1,192,482	2,057,629	25,539,993	28,926,104
Furniture		102,433	481,354	8,301,292	8,885,080
Equipments-Others	167,386	304,675	655,944	4,409,283	5,537,289
Equipment-Solar System					-
Library Books	277,400	406,841	176,580	7,408,721	8,269,542
Vehicles					-
Temporary Shed					-
Science Equipmennts					-
Machinery					-
Tools & Implements					-
Furnance					-
Electrical Fittings				129,987	129,987
Intangible Assets			95,230	1,141,770	1,237,000
Work in Progress					-
Total	580,785	2,006,432	3,466,738	46,931,047	52,985,001
Particulars	Additions during the year				
	Grant	Donation in Kind	Specific Donation	Own Funds	Total
Computer	20,000			2,389,249	2,409,249
Furniture		11,070	24,195	2,966,079	3,001,344
Equipments-Others	32,600	194,169	164,486	1,840,269	2,231,524
Equipment-Solar System					-
Library Books	15,616	65,015	620	630,659	711,909
Vehicles					-
Temporary Shed				340,883	340,883
Science Equipmennts					-
Machinery					-
Tools & Implements					-
Furnance					-
Electrical Fittings				87	87
Intangible Assets					-
Work in Progress					-
Total	68,216	270,254	189,301	8,167,225	8,694,996
Particulars	Written off during the year				
	Grant	Donation in Kind	Specific Donation	Own Funds	Total
Computer				1,041,738	1,041,738
Furniture				64,191	64,191
Equipments-Others					-
Equipment-Solar System					-
Library Books				58,386	58,386
Vehicles					-
Temporary Shed					-
Science Equipmennts					-
Machinery					-
Tools & Implements					-
Furnance					-
Electrical Fittings					-
Intangible Assets					-
Work in Progress					-
Total	-	-	-	1,164,315	1,164,315
Particulars	Closing Balance				
	Grant	Donation in Kind	Specific Donation	Own Funds	Total
Computer	156,000	1,192,482	2,057,629	26,887,503	30,293,614
Furniture	-	113,503	505,550	11,203,180	11,822,233
Equipments-Others	199,986	498,844	820,430	6,249,552	7,768,812
Equipment-Solar System	-	-	-	-	-
Library Books	293,015	471,856	177,200	7,980,994	8,923,065
Vehicles	-	-	-	-	-
Temporary Shed	-	-	-	340,883	340,883
Science Equipmennts	-	-	-	-	-
Machinery	-	-	-	-	-
Tools & Implements	-	-	-	-	-
Furnance	-	-	-	-	-
Electrical Fittings	-	-	-	130,075	130,075
Intangible Assets	-	-	95,230	1,141,770	1,237,000
Work in Progress	-	-	-	-	-
Total	649,001	2,276,685	3,656,039	53,933,957	60,515,683



+

B.N.College of Architecture No.42

Karve Nagar
Pune 411052

Profit & Loss A/c

1-Apr-2018 to 31-Mar-2019

Particulars	1-Apr-2018 to 31-Mar-2019	Particulars	1-Apr-2018 to 31-Mar-2019
Direct Expenses	8,51,22,555.00	Direct Incomes	9,92,04,596.50
Educational Expenses	1,33,68,816.00	Fees	9,92,04,596.50
Other Direct Expenses	14,753.00		
Salaries & Wages	7,17,38,986.00	Indirect Incomes	3,30,944.03
		Other Income	3,30,944.03
Indirect Expenses	5,24,88,417.20	Nett Loss	3,80,75,431.67
Establishment Expenses	4,43,29,106.45		
Depreciation Account	81,67,225.23		
Loss/Profit on Assets Sold/Written Off	(-)5,430.00		
Prior Period Adjustments A/c	(-)2,484.48		
Total	13,76,10,972.20	Total	13,76,10,972.20





Principal

MKSS's Dr. Bhanuben Nanavati
College of Architecture For Women
Karvenagar, Pune - 411 052



For G. D. Apte & Co.
Chartered Accountants
Firm Reg. No. 100515W


S. S. Peshwe
Partner
Membership No. 121546

31 MAY 2019

B.N.College of Architecture No.42

Karve Nagar
Pune 411052

Direct Incomes

Group Summary

1-Apr-2018 to 31-Mar-2019

Particulars	Closing Balance	
	Debit	Credit
Fees		9,92,04,596.50
FY Fees		2,30,15,961.55
IV YR. BArch Fees		1,75,12,624.55
IV.Y. Development Fund (BArch)		15,87,476.00
IV.Y. Tuition Fee (BArch)		1,58,69,385.55
IV.Y. University Fee (BArch)		55,763.00
LY Fees		1,78,87,594.00
L.Y.Development Fund		16,10,853.00
L.Y. Tuition Fees		1,62,18,187.00
L.Y.University Fee		58,554.00
SY Fees		2,11,80,466.00
S.Y.Development Fund		19,20,105.00
S.Y.Tuition Fees		1,92,00,895.00
S.Y.University Fee		59,466.00
TY Fees		1,96,07,950.40
T.Y.Development Fund		17,75,748.00
T.Y.Tuition Fees		1,77,71,723.40
T.Y.University Fee		60,479.00
Grand Total		9,92,04,596.50



9

B.N.College of Architecture No.42

Karve Nagar
Pune 411052

Other Income

Group Summary

1-Apr-2018 to 31-Mar-2019

Particulars	Closing Balance	
	Debit	Credit
Bank Interest Received		1,29,628.03
Fees Forfieted		1,21,655.00
Misc. Receipts		79,663.00
Rounding Off A/c	2.00	
Grand Total	2.00	3,30,946.03



B.N.College of Architecture No.42

Karve Nagar


Pune 411052

Direct Expenses

Group Summary

1-Apr-2018 to 31-Mar-2019

Particulars	Closing Balance	
	Debit	Credit
Educational Expenses	1,33,68,816.00	
Departmental Expenses	13,172.00	
Direct Expenses For Students	40,01,007.00	
Professional Charges	90,36,637.00	
University / Board Related	3,18,000.00	
	14,753.00	
Other Direct Expenses	14,753.00	
Advertiesment Expenses	14,753.00	
Salaries & Wages	7,17,38,986.00	
Non Teaching Admin Salary	1,51,70,254.00	
Teaching Salary	5,07,86,715.00	
Encashment of Leave Paid	24,29,895.00	
Gratuity Contribution Paid	16,05,188.00	
Mediclaime Policy	3,52,018.00	
P.F.Administration Charges	47,359.00	
P.F.Administrative Charges	2,232.00	
P.F.EDLI Contribution	45,184.00	
Provident Fund - Employer's Contribution	10,95,128.00	
Staff Improvement/ Welfare Expenses	2,05,013.00	
Grand Total	8,51,22,555.00	




B.N.College of Architecture No.42Karve Nagar
Pune 411052**Indirect Expenses**

Group Summary

1-Apr-2018 to 31-Mar-2019

Particulars	Closing Balance	
	Debit	Credit
Establishment Expenses	4,43,29,106.45	
Office Expenses	3,16,40,307.69	
Audit Fee	4,00,314.00	
Bank Charges	27,585.89	
Courier Expenses	18,369.00	
Electricity Expenses	27,56,116.00	
Entertainment Expenses	2,14,379.00	
FRA Processing Fee	10,000.00	
Function Expenses	28,430.00	
Ground Maintenance Expenses	9,60,000.00	
Houses Keeping Expenses	9,96,529.00	
Infrastructure Facility Expenses	1,22,70,000.00	
Insurance Expenses	53,327.00	
Internet Expenses	8,58,158.00	
Management Expenses	65,55,940.00	
NAAC Expenses	4,00,365.00	
News Papers & Periodicals Expenses	23,122.00	
Office Expenses	73,155.00	
Postage Expenses	1,629.00	
Professional Membership Expenses	22,360.00	
Rates/Taxes/Cesses Paid	11,33,983.00	
Sanitation Expenses	10,15,920.00	
Security Expenses	17,39,144.00	
Seminar Expenses	2,56,100.00	
Software Expenses	12,49,457.28	
Subscription for Journal	65,173.00	
Telephone Expenses	25,398.00	
Wastage Management Expenses	4,80,000.00	
Website Development Expenses	5,353.52	
Printing & Stationery	9,32,023.00	
Binding Expenses	10,823.00	
Printing Expenses	6,21,992.00	
Stationary Expenses	2,66,841.00	
Xeroxing Expenses	32,367.00	
Repairs & Maintenance	1,16,61,615.76	
Computer AMC Expenses	7,06,006.00	
Equipment AMC Expenses	2,01,210.00	
R & M - Building	29,72,062.00	
R & M - Computer	5,38,156.00	
R & M - Electrical	13,73,162.00	
R & M - Equipment	87,514.00	
R & M - Furniture & Fixture	18,14,113.00	
R & M - Others	36,92,628.02	
Software AMC Expenses	2,76,764.74	
Travelling & Conveyance	95,160.00	
Conveyance Expenses	42,561.00	
Travelling Expenses	52,599.00	
Depreciation Account	81,67,225.23	
Loss/Profit on Assets Sold/Written Off		5,430.00
Prior Period Adjustments A/c		2,484.48
Grand Total	5,24,96,331.68	7,914.48





B.N.College of Architecture No.42

Karve Nagar
Pune 411052

Trial Balance



1-Apr-2018 to 31-Mar-2019

Particulars	Opening Balance	Transactions		Page
		Debit	Credit	Closing Balance
Capital Account	5,48,50,076.73 Cr	16,81,985.08	95,15,701.93	6,26,83,793.58
Depreciation Fund	5,29,85,001.04 Cr	11,85,674.50	87,16,355.93	6,05,15,682.47
<i>Depreciation Fund on DIK</i>	20,06,431.90 Cr		2,70,253.55	22,76,685.45
<i>Depreciation Fund on Govt. Grant</i>	5,80,785.00 Cr		68,215.90	6,49,000.90
<i>Depreciation Fund on Own Asset</i>	4,69,31,047.19 Cr	11,85,674.50	81,88,585.35	5,39,33,958.04
<i>Depreciation Fund on Vikas Nidhi</i>	54,941.00 Cr			54,941.00
<i>Depreciation Fund Specific Donation</i>	34,11,795.95 Cr		1,89,301.13	36,01,097.08
Non Current Liabilities	18,65,075.69 Cr	4,96,310.58	7,99,346.00	21,68,111.11
<i>Non Recurring DIK Utilised</i>	2,79,555.10 Cr	2,38,793.55	7,82,563.00	8,23,324.55
<i>Non Recurring Grants Utilised</i>	2,13,904.50 Cr	68,215.90	16,783.00	1,62,471.60
<i>Non Recurring Specific Donation Utilised</i>	13,71,616.09 Cr	1,89,301.13		11,82,314.96
Current Liabilities	1,60,26,506.00 Cr	3,92,40,424.98	3,79,98,603.50	1,47,84,684.52
Duties & Taxes	2,01,418.00 Cr	61,61,634.00	62,38,194.00	2,77,978.00
GST		89,484.00	91,910.00	2,426.00
CGST		44,742.00	45,955.00	1,213.00
SGST		44,742.00	45,955.00	1,213.00
TDS	2,01,418.00 Cr	60,72,150.00	61,46,284.00	2,75,552.00
<i>TDS on Contractor</i>	21,788.00 Cr	1,49,663.00	1,44,832.00	16,957.00
<i>TDS on Professional Fees</i>	1,79,630.00 Cr	8,51,447.00	9,30,412.00	2,58,595.00
<i>TDS on Salary</i>		50,71,040.00	50,71,040.00	
Deposits From Others	2,42,537.00 Cr	4,310.00	4,27,313.00	6,65,540.00
<i>Security Deposit From Suppliers</i>	2,42,537.00 Cr	4,310.00	4,27,313.00	6,65,540.00
Deposits From Students	23,40,500.00 Cr	2,78,500.00	3,57,000.00	24,19,000.00
<i>Caution Money Deposit</i>	5,42,000.00 Cr	61,000.00	88,000.00	5,69,000.00
<i>Library Deposit</i>	17,98,500.00 Cr	2,17,500.00	2,69,000.00	18,50,000.00
Indirect Receipts & Payments	5,491.00 Cr	57,37,354.00	57,32,704.00	841.00
Salary Deductions	5,491.00 Cr	57,37,354.00	57,32,704.00	841.00
<i>Bhau-Beej Nidhi</i>	4,650.00 Cr	8,375.00	3,725.00	
<i>Credit Co-Op Society</i>		38,50,382.00	38,50,382.00	
<i>Electricity Recovery</i>		1,33,860.00	1,33,860.00	
<i>House Rent Recovery</i>		1,00,908.00	1,00,908.00	
<i>LIC/ Postal RD</i>		2,06,262.00	2,06,262.00	
<i>Mediclaime</i>		79,300.00	79,300.00	
<i>Other Deduction</i>	841.00 Cr			841.00
<i>Profession Tax</i>		2,64,000.00	2,64,000.00	
<i>Provident Fund - Employee's Contri</i>		10,94,267.00	10,94,267.00	
Non Recurring Grants Unutilised		16,783.00	17,000.00	217.00
<i>BCUD Grant-Non Recurring Unutilised</i>		16,783.00	17,000.00	217.00
Other Current Liabilities	1,28,71,959.00 Cr	1,47,40,182.48	1,20,22,890.00	1,01,54,666.52
Alumnae Association	1,95,157.77 Cr	1,02,762.00		92,395.77
Amounts Payable	5,704.00 Cr	5,704.00	3,735.00	3,735.00
Fee Refundable	16,13,175.75 Cr	32,24,381.00	30,59,597.00	14,48,391.75
Provision For Expenses	68,87,792.48 Cr	69,06,152.48	86,24,098.00	86,05,738.00
Provision For Gratuity	35,75,113.00 Cr	35,75,113.00		
Provision For leave Encashment	5,90,610.00 Cr	5,90,610.00		
Staff Contingency Fund		7,230.00	7,230.00	
Stale Cheque	4,406.00 Cr	3,28,230.00	3,28,230.00	4,406.00
Recurring Grants Unutilised	52,970.00 Cr	52,956.00	1,06,096.00	1,06,110.00
<i>AICTE Grant-Recurring Unutilised</i>		50,000.00	50,000.00	
<i>BCUD Grant- Recurring Unutilised</i>	52,970.00 Cr	52,956.00	56,096.00	56,110.00
Carried Over	7,08,76,582.73 Cr	4,09,22,410.06	4,75,14,305.43	7,74,68,478.10 Cr



continued ...


Particulars	Opening Balance	Transactions		Closing Balance
		Debit	Credit	
Brought Forward	7,08,76,582.73 Cr	4,09,22,410.06	4,75,14,305.43	7,74,68,478.10 Cr
Schoarships & Freeships	1,31,534.00 Cr	94,77,127.50	1,02,86,828.50	9,41,235.00 Cr
Other Schoarships		4,53,306.00	6,28,192.50	1,74,886.50 Cr
<i>EBC Scholarships</i>		4,53,306.00	6,28,192.50	1,74,886.50 Cr
Samaj Kalyan Scholarships & Freeships	1,31,534.00 Cr	89,72,594.50	96,07,409.00	7,66,348.50 Cr
<i>Samaj Kalyan (Excess Amt Received)</i>	1,31,534.00 Cr	89,72,594.50	96,07,409.00	7,66,348.50 Cr
<i>Interest on Endowment Scholarship</i>		51,227.00	51,227.00	
University / Board Payments		24,96,580.00	24,96,580.00	
Eligibility Fees Payable		1,06,200.00	1,06,200.00	
<i>Payable Eligibility Fees -UG</i>		1,06,200.00	1,06,200.00	
Exam Fees Payable		23,80,880.00	23,80,880.00	
<i>Payable F.Y.Exam Fees</i>		3,61,625.00	3,61,625.00	
<i>Payable L.Y.Exam Fees</i>		9,58,280.00	9,58,280.00	
<i>Payable S.Y.Exam Fees</i>		5,15,025.00	5,15,025.00	
<i>Payable T.Y. Exam Fees</i>		5,45,950.00	5,45,950.00	
Photocopy Fees Payable		1,770.00	1,770.00	
<i>Payable S.Y.Exam Photocopy Fees</i>		1,770.00	1,770.00	
Revaluation Fees Payable		7,730.00	7,730.00	
<i>Payable F.Y.Revaluation Fees</i>		690.00	690.00	
<i>Payable S.Y.Revaluation Fees</i>		4,280.00	4,280.00	
<i>Payable T.Y.Revaluation Fees</i>		2,760.00	2,760.00	
Specific Donation Unutilised-Recurring	1,80,097.00 Cr	2,74,998.00	3,13,998.00	2,19,097.00 Cr
Fixed Assets	8,77,17,109.31 Dr	1,24,78,536.63	12,28,860.50	9,89,66,785.44 Dr
Fixed Assets-DIK	22,85,987.00 Dr	8,14,023.00		31,00,010.00 Dr
Computer-DIK	11,92,482.00 Dr			11,92,482.00 Dr
<i>Office / Other Computers (DIK)</i>	11,92,482.00 Dr			11,92,482.00 Dr
Equipment - DIK	4,03,979.00 Dr	7,78,270.00		11,82,249.00 Dr
<i>Office/ Other Equipments (DIK)</i>	4,03,979.00 Dr	7,78,270.00		11,82,249.00 Dr
Library Books -DIK	5,51,102.00 Dr	35,753.00		5,86,855.00 Dr
<i>Library Books General (DIK)</i>	5,11,142.00 Dr	35,753.00		5,46,895.00 Dr
<i>Library C.D. (DIK)</i>	39,960.00 Dr			39,960.00 Dr
<i>Furniture & Fixtures -(DIK)</i>	1,38,424.00 Dr			1,38,424.00 Dr
Fixed Assets-Grant	7,94,689.00 Dr	16,783.00		8,11,472.00 Dr
Computers- Grant	1,33,408.00 Dr			1,33,408.00 Dr
<i>Computer Lab Computers (Grant)</i>	1,00,000.00 Dr			1,00,000.00 Dr
<i>Office / Other Computers (Grant)</i>	33,408.00 Dr			33,408.00 Dr
Equipment- Grant	3,48,595.00 Dr			3,48,595.00 Dr
<i>Computer Lab Equipments (Grant)</i>	22,592.00 Dr			22,592.00 Dr
<i>Office/ Other Equipments (Grant)</i>	3,26,003.00 Dr			3,26,003.00 Dr
Library Books - Grant	3,12,686.00 Dr	16,783.00		3,29,469.00 Dr
<i>Library Books General (Grant)</i>	3,12,686.00 Dr	16,783.00		3,29,469.00 Dr
Fixed Assets-Own	7,98,53,021.81 Dr	1,16,47,730.63	12,28,860.50	9,02,71,891.94 Dr
Computers-Own	2,77,65,176.60 Dr	33,48,142.00	10,41,738.00	3,00,71,580.60 Dr
<i>Computer Lab Computers (Own)</i>	35,21,392.00 Dr			35,21,392.00 Dr
<i>Office / Others Computers (Own)</i>	2,42,43,784.60 Dr	33,48,142.00	10,41,738.00	2,65,50,188.60 Dr
Equipment -Own	1,76,39,972.40 Dr	16,55,526.65	1,09,692.00	1,91,85,807.05 Dr
<i>Civil Lab Equipments (Own)</i>	2,11,378.00 Dr			2,11,378.00 Dr
<i>Computer Lab Equipments (Own)</i>	44,61,790.00 Dr			44,61,790.00 Dr
<i>Electrical Lab Equipments (Own)</i>	1,40,222.00 Dr			1,40,222.00 Dr
<i>Office/ Other Equipments(Own)</i>	1,28,26,582.40 Dr	16,55,526.65	1,09,692.00	1,43,72,417.05 Dr
Library Books -Own	89,65,740.24 Dr	5,36,961.00		95,02,701.24 Dr
<i>Library Books General (Own)</i>	71,46,345.24 Dr	5,36,961.00		76,83,306.24 Dr
<i>Library Books -P.G. Course (Own)</i>	17,69,348.00 Dr			17,69,348.00 Dr
<i>Library C.D. (Own)</i>	50,047.00 Dr			50,047.00 Dr
Carried Over	1,68,40,526.58 Dr	5,34,00,946.69	4,87,43,165.93	2,14,98,307.34



B.N.College of Architecture No.42


Trial Balance : 1-Apr-2018 to 31-Mar-2019

Particulars	Opening Balance	Transactions		Closing Balance
		Debit	Credit	
Brought Forward	1,68,40,526.58 Dr	5,34,00,946.69	4,87,43,165.93	2,14,98,307.34 Dr
<i>Furniture & Fixtures (Own)</i>	2,54,82,132.57 Dr	57,66,217.98	77,430.50	3,11,70,920.05 Dr
<i>Terrace Shed (Own)</i>		3,40,883.00		3,40,883.00 Dr
Fixed Assets-SD	47,83,411.50 Dr			47,83,411.50 Dr
Computers-Specific Donation	21,52,859.00 Dr			21,52,859.00 Dr
<i>Office / Other Computers (SD)</i>	21,52,859.00 Dr			21,52,859.00 Dr
Equipment -Specific Donation	18,67,809.00 Dr			18,67,809.00 Dr
<i>Computer Lab Equipments (SD)</i>	3,15,579.00 Dr			3,15,579.00 Dr
<i>Office/ Other Equipments (SD)</i>	15,52,230.00 Dr			15,52,230.00 Dr
Library Books -Specific Donation	1,78,280.00 Dr			1,78,280.00 Dr
<i>Library Books General (SD)</i>	1,57,907.00 Dr			1,57,907.00 Dr
<i>Library Books -P.G. Course (SD)</i>	20,373.00 Dr			20,373.00 Dr
<i>Furniture & Fixtures - (SD)</i>	5,84,463.50 Dr			5,84,463.50 Dr
Current Assets	4,06,41,711.30 Dr	26,15,90,398.31	27,44,00,749.25	2,78,31,360.36 Dr
Deposits (Asset)	23,296.00 Dr	17,70,023.60		17,93,319.60 Dr
<i>Deposits- Electricity</i>	18,370.00 Dr			18,370.00 Dr
<i>Deposits- Telephone</i>	4,926.00 Dr			4,926.00 Dr
<i>Deposits To Others</i>		17,70,023.60		17,70,023.60 Dr
Loans & Advances (Asset)	1,02,750.00 Dr	16,56,405.00	16,51,030.00	1,08,125.00 Dr
Advance to Staff	1,02,750.00 Dr	3,96,775.00	3,91,400.00	1,08,125.00 Dr
<i>Advance for Expenses to Staff</i>		65,150.00	65,150.00	
<i>Diwali Advance</i>	1,02,750.00 Dr	3,31,625.00	3,26,250.00	1,08,125.00 Dr
Advance to Supplier		12,59,630.00	12,59,630.00	
<i>Advance to Supplier</i>		12,59,630.00	12,59,630.00	
Cash-in-hand	1,046.00 Dr	4,83,337.00	4,83,881.00	502.00 Dr
<i>Cash In Hand</i>	1,046.00 Dr	4,82,092.00	4,82,591.00	547.00 Dr
<i>Revenue Stamp</i>		1,245.00	1,290.00	45.00 Cr
Bank Accounts	12,48,286.32 Dr	24,34,50,763.67	24,37,07,042.77	9,92,007.22 Dr
<i>Axis Bank A/c No.63167</i>	1,57,708.97 Dr	1,22,34,197.00	1,22,80,183.26	1,11,722.71 Dr
<i>Bank Of Maha A/c No.23472</i>	1,40,053.76 Dr	1,57,39,340.00	1,56,06,322.66	2,73,071.10 Dr
<i>Bhagini Bank A/c No.413</i>	2,26,256.75 Dr	3,71,000.00	5,95,460.00	1,796.75 Dr
<i>Bhagini Nivedita CB A/c No.20</i>	3,82,775.91 Dr	8,77,60,768.64	8,77,98,020.70	3,45,523.85 Dr
<i>HDFC A/c No.00046</i>	72,654.37 Dr	8,27,32,201.00	8,27,00,260.25	1,04,595.12 Dr
<i>SBI CB A/c No.35075</i>	38,060.50 Dr	2,27,000.00	2,56,421.90	8,638.60 Dr
<i>Syndicate Bank A/c No.15869</i>	69,462.05 Dr	3,68,72,929.72	3,68,71,733.00	70,658.77 Dr
<i>Syndicate Bank A/c No.16542</i>	1,61,314.01 Dr	75,13,327.31	75,98,641.00	76,000.32 Dr
Fees Receivable	3,78,23,657.00 Dr	1,18,21,009.50	2,66,07,372.00	2,30,37,294.50 Dr
Fees Receivable From Samaj Kalyan	3,48,20,458.00 Dr	1,14,56,377.50	2,47,17,018.00	2,15,59,817.50 Dr
<i>FY Fees Receivable From Samaj Kalyan</i>	1,27,98,020.00 Dr	30,74,393.75	77,63,855.00	81,08,558.75 Dr
<i>IV Fees Receivable From Samaj Kalyan</i>	50,55,802.00 Dr	17,01,492.75	37,66,976.00	29,90,318.75 Dr
<i>LY Fees Receivable From Samaj Kalyan</i>	32,41,037.00 Dr	16,68,086.00	24,61,213.00	24,47,910.00 Dr
<i>SY Fees Receivable From Samaj Kalyan</i>	74,12,912.00 Dr	27,37,857.50	54,87,405.00	46,63,364.50 Dr
<i>TY Fees Receivable From Samaj Kalyan</i>	63,12,687.00 Dr	22,74,547.50	52,37,569.00	33,49,665.50 Dr
Fees Receivable From Students	30,03,199.00 Dr	3,64,632.00	18,90,354.00	14,77,477.00 Dr
<i>FY Fees Receivable From Students</i>	1,18,346.00 Dr	8,205.00	15,084.00	1,11,467.00 Dr
<i>IV Fees Receivable From Student</i>	8,86,401.00 Dr	2,11,641.00	7,66,849.00	3,31,193.00 Dr
<i>LY Fees Receivable From Students</i>	8,52,831.00 Dr	1,01,239.00	5,65,709.00	3,88,361.00 Dr
<i>SY Fees Receivable From Students</i>	2,94,235.00 Dr	43,547.00	73,277.00	2,64,505.00 Dr
<i>TY Fees Receivable From Students</i>	8,51,386.00 Dr		4,69,435.00	3,81,951.00 Dr
Other Current Assets	10,571.00 Dr	68,003.00	5,340.00	73,234.00 Dr
<i>Amounts Receivable</i>	10,571.00 Dr	68,003.00	5,340.00	73,234.00 Dr
TDS Receivable	66,460.00 Dr	26,950.00	93,410.00	
<i>TDS Receivable</i>	66,460.00 Dr	26,950.00	93,410.00	
Carried Over	5,74,82,237.88 Dr	31,49,91,345.00	32,31,43,915.18	4,93,29,667.70 Dr



Particulars	Opening Balance	Transactions		Closing Balance
		Debit	Credit	
Brought Forward	5,74,82,237.88 Dr	31,49,91,345.00	32,31,43,915.18	4,93,29,667.70 Dr
University/ Board Exam Exps Receivable	1,25,049.50 Dr	6,97,547.00	6,12,078.00	2,10,518.50 Dr
Univ. Exam Exp. Receivable: 1st Term Current Yr	1,13,215.50 Dr	3,42,719.00	2,45,416.00	2,10,518.50 Dr
Univ. Exam Exp. Receivable: 2nd Term Current Yr	11,834.00 Dr	3,35,364.00	3,47,198.00	
Univ. Exam Exp. Receivable: Last Yr.		19,464.00	19,464.00	
Prepaid Expenses	12,40,595.48 Dr	16,16,359.54	12,40,595.48	16,16,359.54 Dr
Branch / Divisions	14,52,69,152.30 Cr	6,55,34,655.68	9,54,57,517.17	17,51,92,013.79 Cr
ITC Claim	39,479.00 Dr	1,29,024.00	1,68,503.00	
ITC Claim (CGST)	19,567.00 Dr	64,480.00	84,047.00	
ITC Claim (IGST)	345.00 Dr	64.00	409.00	
ITC Claim (SGST)	19,567.00 Dr	64,480.00	84,047.00	
BNCA Consultancy Cell		6,15,573.00	3,37,244.00	2,78,329.00 Dr
B.N.College of Architecture, CAID No.43		2,86,350.00	2,86,350.00	
B.N.College of Architecture, MArch No.135	1,02,35,386.40 Dr	28,80,775.28	28,52,745.64	1,02,63,416.04 Dr
M.K.S.S.S.	15,55,44,017.70 Cr	6,16,22,933.40	9,18,12,674.53	18,57,33,758.83 Cr
Direct Incomes		20,16,548.00	10,12,21,144.50	9,92,04,596.50 Cr
Fees		20,16,548.00	10,12,21,144.50	9,92,04,596.50 Cr
FY Fees		9,75,209.00	2,39,91,170.55	2,30,15,961.55 Cr
F.Y. Development Fund		91,315.00	21,78,515.00	20,87,200.00 Cr
F.Y.Tuition Fees		8,47,958.00	2,17,20,759.55	2,08,72,801.55 Cr
F.Y.University Fee		35,936.00	91,896.00	55,960.00 Cr
IV YR. BArch Fees		1,68,959.00	1,76,81,583.55	1,75,12,624.55 Cr
IV.Y. Development Fund (BArch)		56,388.00	16,43,864.00	15,87,476.00 Cr
IV.Y. Tuition Fee (BArch)		86,284.00	1,59,55,669.55	1,58,69,385.55 Cr
IV.Y. University Fee (BArch)		26,287.00	82,050.00	55,763.00 Cr
LY Fees		1,43,362.00	1,80,30,956.00	1,78,87,594.00 Cr
L.Y.Development Fund		50,810.00	16,61,663.00	16,10,853.00 Cr
L.Y. Tuition Fees		65,227.00	1,62,83,414.00	1,62,18,187.00 Cr
L.Y.University Fee		27,325.00	85,879.00	58,554.00 Cr
SY Fees		1,96,331.00	2,13,76,797.00	2,11,80,466.00 Cr
S.Y.Development Fund		96,728.00	20,16,833.00	19,20,105.00 Cr
S.Y.Tuition Fees		71,002.00	1,92,71,897.00	1,92,00,895.00 Cr
S.Y.University Fee		28,601.00	88,067.00	59,466.00 Cr
TY Fees		5,32,687.00	2,01,40,637.40	1,96,07,950.40 Cr
T.Y.Development Fund		1,74,544.00	19,50,292.00	17,75,748.00 Cr
T.Y.Tuition Fees		3,27,273.00	1,80,98,996.40	1,77,71,723.40 Cr
T.Y.University Fee		30,870.00	91,349.00	60,479.00 Cr
Direct Expenses		8,96,20,726.00	44,98,171.00	8,51,22,555.00 Dr
Educational Expenses		1,36,99,596.00	3,30,780.00	1,33,68,816.00 Dr
Departmental Expenses		2,77,038.00	2,63,866.00	13,172.00 Dr
Exam Expenses		38,503.00	36,800.00	1,703.00 Dr
Library Expenses		2,100.00		2,100.00 Dr
Workshop Expenses		2,36,435.00	2,27,066.00	9,369.00 Dr
Direct Expenses For Students		40,33,594.00	32,587.00	40,01,007.00 Dr
Admission Processing Fee Expenses		61,600.00		61,600.00 Dr
Educational Tours Expenses		2,03,002.00	672.00	2,02,330.00 Dr
Education Fair Expenses		11,52,000.00		11,52,000.00 Dr
Gathering Expenses		10,34,672.00	23,293.00	10,11,379.00 Dr
Medical Charges Paid		12,262.00		12,262.00 Dr
Sports Expenses		1,30,058.00	8,622.00	1,21,436.00 Dr
Student Activity Expenses		4,80,000.00		4,80,000.00 Dr
Student Facility Expenses		9,60,000.00		9,60,000.00 Dr

Carried Over




8,77,86,914.42 Cr 47,21,63,274.68 52,43,20,747.85 13,99,44,387.59 Cr

B.N.College of Architecture No.42

Trial Balance : 1-Apr-2018 to 31-Mar-2019

Particulars	Opening Balance	Transactions		Closing Balance
		Debit	Credit	
Brought Forward	8,77,86,914.42 Cr	47,21,63,274.68	52,43,20,747.85	13,99,44,387.59 Cr
Professional Charges		90,70,964.00	34,327.00	90,36,637.00 Dr
Conveyance, Travel & Accom. Exp of Visiting Faculty		22,736.00	104.00	22,632.00 Dr
Honorarium Paid		1,00,854.00		1,00,854.00 Dr
Professional Charges of Visiting Faculty		89,47,374.00	34,223.00	89,13,151.00 Dr
University / Board Related		3,18,000.00		3,18,000.00 Dr
Affiliation Fee Paid		3,00,000.00		3,00,000.00 Dr
University Committee Expenses		18,000.00		18,000.00 Dr
Other Direct Expenses		14,769.00	16.00	14,753.00 Dr
Advertisement Expenses		14,769.00	16.00	14,753.00 Dr
Salaries & Wages		7,59,06,361.00	41,67,375.00	7,17,38,986.00 Dr
Non Teaching Admin Salary		1,51,71,734.00	1,480.00	1,51,70,254.00 Dr
Non Teaching Admin Salary		1,51,71,734.00	1,480.00	1,51,70,254.00 Dr
Teaching Salary		5,07,86,715.00		5,07,86,715.00 Dr
Teaching Salary		5,07,86,715.00		5,07,86,715.00 Dr
Encashment of Leave Paid		30,20,505.00	5,90,610.00	24,29,895.00 Dr
Gratuity Contribution Paid		51,80,301.00	35,75,113.00	16,05,188.00 Dr
Mediclaime Policy		3,52,018.00		3,52,018.00 Dr
P.F. Administration Charges		47,359.00		47,359.00 Dr
P.F. Administrative Charges		2,232.00		2,232.00 Dr
P.F. EDLI Contribution		45,184.00		45,184.00 Dr
Provident Fund - Employer's Contribution		10,95,128.00		10,95,128.00 Dr
Staff Improvement/ Welfare Expenses		2,05,185.00	172.00	2,05,013.00 Dr
Indirect Incomes		12,526.00	3,43,470.03	3,30,944.03 Cr
Other Income		12,526.00	3,43,470.03	3,30,944.03 Cr
Bank Interest Received			1,29,628.03	1,29,628.03 Cr
Fees Forfeited		1,694.00	1,23,349.00	1,21,655.00 Cr
Misc. Receipts		10,826.00	90,489.00	79,663.00 Cr
Rounding Off A/c		6.00	4.00	2.00 Dr
Indirect Expenses		5,36,26,949.68	11,38,532.48	5,24,88,417.20 Dr
Establishment Expenses		4,54,15,991.45	10,86,885.00	4,43,29,106.45 Dr
Office Expenses		3,22,28,681.69	5,88,374.00	3,16,40,307.69 Dr
Audit Fee		4,02,426.00	2,112.00	4,00,314.00 Dr
Bank Charges		36,789.89	9,204.00	27,585.89 Dr
Courier Expenses		18,498.00	129.00	18,369.00 Dr
Electricity Expenses		27,56,116.00		27,56,116.00 Dr
Entertainment Expenses		2,14,381.00	2.00	2,14,379.00 Dr
FRA Processing Fee		10,000.00		10,000.00 Dr
Function Expenses		28,430.00		28,430.00 Dr
Ground Maintenance Expenses		9,60,000.00		9,60,000.00 Dr
Houses Keeping Expenses		9,96,548.00	19.00	9,96,529.00 Dr
Infrastructure Facility Expenses		1,22,70,000.00		1,22,70,000.00 Dr
Insurance Expenses		1,87,050.00	1,33,723.00	53,327.00 Dr
Internet Expenses		8,69,904.00	11,746.00	8,58,158.00 Dr
Management Expenses		65,55,940.00		65,55,940.00 Dr
NAAC Expenses		4,30,031.00	29,666.00	4,00,365.00 Dr
News Papers & Periodicals Expenses		23,122.00		23,122.00 Dr
Office Expenses		73,240.00	85.00	73,155.00 Dr
Postage Expenses		1,639.00	10.00	1,629.00 Dr
Professional Membership Expenses		22,360.00		22,360.00 Dr
Rates/Taxes/Cesses Paid		11,33,983.00		11,33,983.00 Dr
Sanitation Expenses		10,15,920.00		10,15,920.00 Dr
Security Expenses		17,39,144.00		17,39,144.00 Dr
Seminar Expenses		6,32,512.00	3,76,412.00	2,56,100.00 Dr
Software Expenses		12,74,445.28	24,988.00	12,49,457.28 Dr
Subscription for Journal		65,173.00		65,173.00 Dr
Carried Over	8,77,86,914.42 Cr	52,58,02,750.36	52,58,02,750.36	8,77,86,914.42 Cr



B.N.College of Architecture No.42

Trial Balance : 1-Apr-2018 to 31-Mar-2019

Particulars	Opening Balance	Transactions		Closing Balance
		Debit	Credit	
Brought Forward	8,77,86,914.42 Cr	52,58,02,750.36	52,58,02,750.36	8,77,86,914.42 Cr
Telephone Expenses		25,567.00	169.00	25,398.00 Dr
Wastage Management Expenses		4,80,000.00		4,80,000.00 Dr
Website Development Expenses		5,462.52	109.00	5,353.52 Dr
Printing & Stationery		9,37,390.00	5,367.00	9,32,023.00 Dr
Binding Expenses		10,929.00	106.00	10,823.00 Dr
Printing Expenses		6,23,484.00	1,492.00	6,21,992.00 Dr
Stationary Expenses		2,70,408.00	3,567.00	2,66,841.00 Dr
Xeroxing Expenses		32,569.00	202.00	32,367.00 Dr
Repairs & Maintenance		1,21,53,657.76	4,92,042.00	1,16,61,615.76 Dr
Computer AMC Expenses		7,34,834.00	28,828.00	7,06,006.00 Dr
Equipment AMC Expenses		2,03,668.00	2,458.00	2,01,210.00 Dr
R & M - Building		32,49,696.00	2,77,634.00	29,72,062.00 Dr
R & M - Computer		5,48,682.00	10,526.00	5,38,156.00 Dr
R & M - Electrical		13,76,640.00	3,478.00	13,73,162.00 Dr
R & M - Equipment		88,966.00	1,452.00	87,514.00 Dr
R & M - Furniture & Fixture		18,29,781.00	15,668.00	18,14,113.00 Dr
R & M - Others		38,42,319.02	1,49,691.00	36,92,628.02 Dr
Software AMC Expenses		2,79,071.74	2,307.00	2,76,764.74 Dr
Travelling & Conveyance		96,262.00	1,102.00	95,160.00 Dr
Conveyance Expenses		42,561.00		42,561.00 Dr
Travelling Expnses		53,701.00	1,102.00	52,599.00 Dr
Depreciation Account		81,67,225.23		81,67,225.23 Dr
Loss/Profit on Assets Sold/Written Off		43,186.00	48,616.00	5,430.00 Cr
Prior Period Adjustments A/c		547.00	3,031.48	2,484.48 Cr
Profit & Loss A/c	8,77,86,914.42 Dr			8,77,86,914.42 Dr
Grand Total		52,58,02,750.36	52,58,02,750.36	



Principal

MKSSS's Dr. Bhanuben Nanavati
College of Architecture For Women
Karvenagar, Pune - 411 052



B.N.College of Architecture, MArch No.135Karve Nagar
Pune 411052**Balance Sheet**

1-Apr-2018 to 31-Mar-2019


Liabilities		as at 31-Mar-2019	Assets		as at 31-Mar-2019
Capital Account		81,92,625.50	Fixed Assets		1,25,29,068.5
Depreciation Fund	75,23,301.10		Fixed Assets-Grant	3,59,792.00	
Non Current Liabilities	<u>6,69,324.40</u>		Fixed Assets-Own	1,16,00,550.50	
			Fixed Assets-SD	<u>5,68,726.00</u>	
Loans (Liability)			Current Assets		14,90,246.2
Current Liabilities		28,30,870.00	Deposits (Asset)	20,000.00	
Duties & Taxes	87,674.00		Loans & Advances (Asset)	26,250.00	
Deposits From Students	11,70,000.00		Cash-in-hand	1,522.00	
Indirect Receipts & Payments	131.00		Bank Accounts	1,93,035.24	
Other Current Liabilities	15,45,375.00		Fees Receivable	3,90,044.00	
Recurring Grants Unutilised	19,680.00		Other Current Assets	8,59,234.00	
University / Board Payments	<u>8,010.00</u>		TDS Receivable	<u>161.00</u>	
Branch / Divisions		2,54,48,982.04	Profit & Loss A/c		2,24,53,162.8
B.N.College of Architecture No.42	1,02,63,416.04		Opening Balance	1,57,94,862.19	
M.K.S.S.S.	<u>1,51,85,566.00</u>		Current Period	<u>66,58,300.61</u>	
Total		3,64,72,477.54	Total		3,64,72,477.5


Principal

MKSSS's Dr. Bhanuben Nanavati
College of Architecture For Women
Karvenagar, Pune - 411 052



For G. D. Apte & Co.
Chartered Accountants
Firm Reg. No. 100515W



S. S. Peshwe
Partner
Membership No. 121546

31 MAY 2019

11

B.N.College of Architecture, MArch No.135

Karve Nagar
Pune 411052

Capital Account

Group Summary

1-Apr-2018 to 31-Mar-2019

Particulars	Closing Balance	
	Debit	Credit
Depreciation Fund		75,23,301.1
<i>Depreciation Fund on Govt. Grant</i>		42,756.0
<i>Depreciation Fund on Own Asset</i>		72,64,108.0
<i>Depreciation Fund Specific Donation</i>		2,16,436.8
Non Current Liabilities		6,69,324.4
<i>Non Recurring Grants Utilised</i>		3,17,035.2
<i>Non Recurring Specific Donation Utilised</i>		3,52,289.2
Grand Total		81,92,625.5



B.N.College of Architecture, MArch No.135Karve Nagar
Pune 411052

12

Current Liabilities

Group Summary

1-Apr-2018 to 31-Mar-2019

Particulars	Closing Balance	
	Debit	Credit
Duties & Taxes		87,674.0
TDS		87,674.0
Deposits From Students		11,70,000.0
Caution Money Deposit		11,70,000.0
Indirect Receipts & Payments		131.0
Salary Deductions		131.0
Other Deduction		131.0
Other Current Liabilities		15,45,375.0
Amounts Payable		35,820.0
Fee Refundable		12,185.0
Provision For Expenses		13,99,128.0
Provision For leave Encashment		98,242.0
Recurring Grants Unutilised		19,680.0
Univ. Grant-Recurring Unutilised		19,680.0
University / Board Payments		8,010.0
Eligibility Fees Payable		1,750.0
Exam Fees Payable		3,760.0
University Fee-PHD		2,500.0
Grand Total		28,30,870.0



B.N.College of Architecture, MArch No.135

Karve Nagar
Pune 411052

13

Branch / Divisions

Group Summary

1-Apr-2018 to 31-Mar-2019

Particulars	Closing Balance	
	Debit	Credit
B.N.College of Architecture No.42		1,02,63,416.0
M.K.S.S.S.		1,51,85,566.0
Grand Total		2,54,48,982.0



14

B.N.College of Architecture, MArch No.135



Karve Nagar
Pune 411052

Fixed Assets

Group Summary

1-Apr-2018 to 31-Mar-2019

Particulars	Closing Balance	
	Debit	Credit
Fixed Assets-Grant	3,59,792.00	
Equipment- Grant	3,59,792.00	
Office/ Other Equipments (Grant)	3,59,792.00	
Fixed Assets-Own	1,16,00,550.50	
Computers-Own	23,48,757.00	
Computer Lab Computers (Own)	8,30,438.00	
Office / Others Computers (Own)	15,18,319.00	
Equipment -Own	59,83,460.00	
Office/ Other Equipments(Own)	59,83,460.00	
Library Books -Own	21,85,731.00	
Library Books General (Own)	21,85,731.00	
Furniture & Fixtures (Own)	10,82,602.50	
Fixed Assets-SD	5,68,726.00	
Equipment -Specific Donation	5,48,353.00	
Office/ Other Equipments (SD)	5,48,353.00	
Library Books -Specific Donation	20,373.00	
Library Books General (SD)	20,373.00	
Grand Total	1,25,29,068.50	



B.N.College of Architecture, MArch No.135

Karve Nagar
Pune 411052

Current Assets

Group Summary

1-Apr-2018 to 31-Mar-2019


Particulars	Closing Balance	
	Debit	Credit
Deposits (Asset)		20,000.00
<i>Deposits To Others</i>		20,000.00
Loans & Advances (Asset)		26,250.00
Advance to Staff		26,250.00
<i>Diwali Advance</i>		26,250.00
Cash-in-hand		1,522.00
Cash In Hand		1,518.00
Revenue Stamp		4.00
Bank Accounts		1,93,035.24
Syndicate Bank A/c No.45312		1,93,035.24
Fees Receivable		3,90,044.00
Fees Receivable From Students		3,90,044.00
<i>Fees Receivable from PHD Students</i>		55,000.00
<i>FY Fees Receivable From Students</i>		51,967.00
<i>SY Fees Receivable From Students</i>		2,83,077.00
Other Current Assets		8,59,234.00
Amounts Receivable		1,876.00
Prepaid Expenses		8,57,358.00
TDS Receivable		161.00
TDS Receivable		161.00
Grand Total		14,90,246.24



Name of Unit : M.Arch

Summary of Fixed Assets as on 31.03.2019


Particulars	Opening Balance				
	Grant	Donation in Kind	Specific Donation	Own Funds	Total
Computer				1,518,319	1,518,319
Furniture				1,072,632	1,072,632
Equipments-Others	22,592		548,353	6,095,512	6,666,457
Equipment-Solar System				-	-
Library Books			20,373	2,053,264	2,073,637
Vehicles					-
Temporary Shed					-
Science Equipmennts					-
Machinery					-
Tools & Implements					-
Furnance					-
Electrical Fittings					-
Intangible Assets					-
Work in Progress					-
Total	22,592	-	568,726	10,739,727	11,331,045
Particulars	Additions during the year				
	Grant	Donation in Kind	Specific Donation	Own Funds	Total
Computer				830,438	830,438
Furniture				9,971	9,971
Equipments-Others	337,200			225,148	562,348
Equipment-Solar System				-	-
Library Books				132,467	132,467
Vehicles					-
Temporary Shed					-
Science Equipmennts					-
Machinery					-
Tools & Implements					-
Furnance					-
Electrical Fittings					-
Intangible Assets					-
Work in Progress					-
Total	337,200	-	-	1,198,024	1,535,224
Particulars	Written off during the year				
	Grant	Donation in Kind	Specific Donation	Own Funds	Total
Computer					-
Furniture					-
Equipments-Others				337,200	337,200
Equipment-Solar System					-
Library Books					-
Vehicles					-
Temporary Shed					-
Science Equipmennts					-
Machinery					-
Tools & Implements					-
Furnance					-
Electrical Fittings					-
Intangible Assets					-
Work in Progress					-
Total	-	-	-	337,200	337,200
Particulars	Closing Balance				
	Grant	Donation in Kind	Specific Donation	Own Funds	Total
Computer	-	-	-	2,348,757	2,348,757
Furniture	-	-	-	1,082,603	1,082,603
Equipments-Others	359,792	-	548,353	5,983,460	6,891,605
Equipment-Solar System	-	-	-	-	-
Library Books	-	-	20,373	2,185,731	2,206,104
Vehicles	-	-	-	-	-
Temporary Shed	-	-	-	-	-
Science Equipmennts	-	-	-	-	-
Machinery	-	-	-	-	-
Tools & Implements	-	-	-	-	-
Furnance	-	-	-	-	-
Electrical Fittings	-	-	-	-	-
Intangible Assets	-	-	-	-	-
Work in Progress	-	-	-	-	-
Total	359,792	-	568,726	11,600,551	12,529,069



Name of Unit : M.Arch

Depreciation Fund as on 31.03.2019

Particulars	Opening Balance				Total
	Grant	Donation in Kind	Specific Donation	Own Funds	
Computer				1,444,855	1,444,855
Furniture				890,983	890,983
Equipments-Others	6,778		141,229	2,059,897	2,207,903
Equipment-Solar System					-
Library Books			20,373	1,680,972	1,701,345
Vehicles					-
Temporary Shed					-
Science Equipmennts					-
Machinery					-
Tools & Implements					-
Furnance					-
Electrical Fittings					-
Intangible Assets					-
Work in Progress					-
Total	6,778	-	161,602	6,076,707	6,245,086
Particulars	Additions during the year				Total
	Grant	Donation in Kind	Specific Donation	Own Funds	
Computer				392,951	392,951
Furniture				59,419	59,419
Equipments-Others	35,979		54,835	594,915	685,729
Equipment-Solar System					-
Library Books				173,836	173,836
Vehicles					-
Temporary Shed					-
Science Equipmennts					-
Machinery					-
Tools & Implements					-
Furnance					-
Electrical Fittings					-
Intangible Assets					-
Work in Progress					-
Total	35,979	-	54,835	1,221,121	1,311,935
Particulars	Written off during the year				Total
	Grant	Donation in Kind	Specific Donation	Own Funds	
Computer					-
Furniture					-
Equipments-Others				33,720	33,720
Equipment-Solar System					-
Library Books					-
Vehicles					-
Temporary Shed					-
Science Equipmennts					-
Machinery					-
Tools & Implements					-
Furnance					-
Electrical Fittings					-
Intangible Assets					-
Work in Progress					-
Total	-	-	-	33,720	33,720
Particulars	Closing Balance				Total
	Grant	Donation in Kind	Specific Donation	Own Funds	
Computer				1,837,806	1,837,806
Furniture				950,402	950,402
Equipments-Others	42,757		196,064	2,621,092	2,859,912
Equipment-Solar System					-
Library Books			20,373	1,854,809	1,875,182
Vehicles					-
Temporary Shed					-
Science Equipmennts					-
Machinery					-
Tools & Implements					-
Furnance					-
Electrical Fittings					-
Intangible Assets					-
Work in Progress					-
Total	42,757	-	216,437	7,264,108	7,523,302



5

B.N.College of Architecture, MArch No.135
Karve Nagar
Pune 411052

Profit & Loss A/c
1-Apr-2018 to 31-Mar-2019

Particulars	1-Apr-2018 to 31-Mar-2019	Particulars	1-Apr-2018 to 31-Mar-2019
Direct Expenses	1,44,79,703.40	Direct Incomes	1,68,01,261.0
Educational Expenses	17,67,496.40	Fees	1,68,01,261.00
Other Direct Expenses	2,207.00	Indirect Incomes	5,00,919.3
Salaries & Wages	1,27,10,000.00	Exam Fees College/ School Level	4,66,949.00
Indirect Expenses	94,80,777.54	Other Income	25,760.33
Establishment Expenses	82,93,376.64	Photocopy Fees College Level	720.00
Depreciation Account	12,21,120.90	Revaluation Fees College Level	7,490.00
Prior Period Adjustments A/c	(-)33,720.00	Nett Loss	66,58,300.6
Total	2,39,60,480.94	Total	2,39,60,480.9



Principal

MKSS's Dr. Bhanuben Nanavati
College of Architecture For Women
Karvenagar, Pune - 411 052



For G. D. Apte & Co.
Chartered Accountants
Firm Reg. No. 100515W


S. S. Peshwe
Partner
Membership No. 121546

31 MAY 2019

B.N.College of Architecture, MArch No.135
Karve Nagar
Pune 411052

Direct Incomes
Group Summary
1-Apr-2018 to 31-Mar-2019

Particulars	Closing Balance	
	Debit	Credit
Fees		1,68,01,261.0
P.G. Fees		1,61,96,261.0
P.G. I Development Fund		8,01,808.0
P.G. II Development Fund		6,65,874.0
P.G. II Tuition Fee		66,58,626.0
P.G. II University Fee		26,897.0
P.G. I Tuition Fee		80,18,192.0
P.G. I University Fee		24,864.0
PHD Fees		6,05,000.0
PHD Tuition Fees		6,05,000.0
Grand Total		1,68,01,261.0



B.N.College of Architecture, MArch No.135
 Karve Nagar
 Pune 411052

Indirect Incomes
 Group Summary
 1-Apr-2018 to 31-Mar-2019

Particulars	Closing Balance	
	Debit	Credit
Exam Fees College/ School Level		
<i>Internal F.Y.Exam Fees</i>	437.00	4,67,386.00
<i>Internal L.Y.Exam Fees</i>		2,10,070.00
<i>Internal S.Y.Exam Fees</i>	437.00	
		2,57,316.00
Other Income		
<i>Bank Interest Received</i>		25,760.30
<i>Rounding Off A/c</i>		25,758.90
		1.30
Photocopy Fees College Level		
<i>Internal F.Y.Photocopy Fees</i>		720.00
<i>Internal S.Y.Photocopy Fees</i>		360.00
		360.00
Revaluation Fees College Level		
<i>Internal F.Y.Revaluation Fees</i>		7,490.00
<i>Internal S.Y.Revaluation Fees</i>		3,180.00
		4,310.00
Grand Total	437.00	5,01,356.30



8

B.N.College of Architecture, MArch No.135

Karve Nagar
Pune 411052

Direct Expenses

Group Summary

1-Apr-2018 to 31-Mar-2019

Particulars	Closing Balance	
	Debit	Credit
Educational Expenses		17,67,496.40
Departmental Expenses		1,19,140.00
Exam Expenses		90,140.00
Workshop Expenses		29,000.00
Direct Expenses For Students		5,13,822.40
Admission Processing Fee Expenses		35,395.40
Educational Tours Expenses		44,092.00
Education Fair Expenses		1,72,800.00
Gathering Expenses		43,991.00
Medical Charges Paid		1,544.00
Student Activity Expenses		72,000.00
Student Facility Expenses		1,44,000.00
Professional Charges		8,34,534.00
Conveyance, Travel & Accom. Exp of Visiting Faculty		1,72,724.00
Honorarium Paid		1,68,250.00
Professional Charges of Visiting Faculty		4,93,560.00
University / Board Related		3,00,000.00
Other Direct Expenses		2,207.00
Advertisement Expenses		2,207.00
Salaries & Wages		1,27,10,000.00
Non Teaching Admin Salary		23,47,654.00
Teaching Salary		89,93,072.00
Gratuity Contribution Paid		10,66,415.00
Mediclaime Policy		61,841.00
P.F.Administration Charges		8,987.00
P.F.Administrative Charges		168.00
P.F.EDLI Contribution		8,565.00
Provident Fund - Employer's Contribution		2,05,569.00
Staff Improvement/ Welfare Expenses		17,729.00
Grand Total		1,44,79,703.40

