

**FORM A-1**

**Audit report for fee proposal submitted to  
FEES REGULATING AUTHORITY, Maharashtra**

1. We have examined the balance sheet as on, **31<sup>st</sup> March 2020** and the Income and expenditure account for the period beginning from **1<sup>st</sup> April 2019** to ending on **31<sup>st</sup> March 2020**, attached herewith, of **Maharshi Karve Stree Shikshan Samstha's, Dr Bhanuben Nanavati College of Architecture for Women – B.Arch & M.Arch, BNCA New Campus, Gate No 4, Karvenagar, Pune -411052**
  2. We certify that the balance sheet and the income and expenditure account are in agreement with the books of accounts.
  3. We confirm that the mercantile method of accounting is followed while preparing books of accounts and preparing income and expenditure account and balance sheet of the course as at **31<sup>st</sup> March, 2020**.
  4.
    - A. We have obtained all the information and explanations which, to the best of our knowledge and belief, were necessary for the purpose of the audit.
    - B. In our opinion, proper books of accounts have been kept by the institute so far as appears from our examination of the books.
    - C. In our opinion and to the best of our information and according to the explanations given to us, the said accounts, read with notes thereon, if any, give a true and fair view:-
      - a. In the case of the balance sheet, of the state of the affairs of the course as at 31<sup>st</sup> March 2020.
- And**
- b. In the case of the income and expenditure account of the deficit of the course for the year ended on that date, subject to depreciation as debited to Income & Expenditure account and as required by FRA norms at point no. 10 of FORM NO. A-2.
  5. The statement of particulars required to be furnished to FRA relating to the course for which fees proposal is submitted annexed herewith as Form No.A-2.



6. In our opinion and the best of our information and according to explanations given to us, the particulars given in the said Form No.A-2 are true and correct.

For G. D. Apte & Co.  
Chartered Accountants  
Firm Registration No. 100515W

*Saurabh*

(Saurabh Peshwe)  
Partner  
Mem No.: 121546



UDIN: 20121546AAAAJE2787

Place: Pune.

Date: November 10, 2020.

**FORM NO A-2**

**Forming part of Audit Report under FORM No. A-1**

1. Code of the institution for which the fees proposal is submitted : **AR6261**
2. Name of the Institution: **Maharshi Karve Stree Shikshan samstha's, Dr Bhanuben Nanavati College of Architecture for Women.**
3. Correspondence of Address of the Institution: **BNCA New Campus, Gate No 4, Karvenagar, Pune - 411052.**
4. Location address of the college where the course is carried on: **BNCA New Campus, Gate No 4, Karvenagar, Pune – 411052.**
5. Academic year for which the fees proposal is submitted from **2021 to 2022.**
6. Relevant Financial year **2019-20.**
7. Break of the Annual salary expenditure into :

<b>Total salary as per I &amp; E Account</b>	<b>B. Arch (Rs.)</b>	<b>M.Arch (Rs.)</b>	<b>Total (Rs.)</b>
Teaching salary	5,53,39,563	97,51,738	6,50,91,301
Arrears of Teaching salary for earlier financial years	0	0	0
Non- Teaching salary	1,66,59,910	25,57,720	1,92,17,630
Arrears of Non-Teaching salary for earlier financial years	0	0	0
Visiting and Guest lecture remuneration	1,04,05,981	9,01,350	1,13,07,331

**8. Mode of Payment of Salary**

Teaching salary as mentioned above	5,53,39,563	97,51,738	6,50,91,301
Paid by bank transfer during the year	5,02,12,897	89,09,404	5,91,22,301
Paid by Account payee or cross cheque	0	0	0
Paid in Cash	0	0	0
Provision at the end of the Financial Year(Subsequently paid)	51,26,666	8,42,334	59,69,000

**8.1**

Non-Teaching Salary as mentioned above	1,66,59,910	25,57,720	1,92,17,630
Paid by bank transfer during the year	1,52,30,930	23,41,842	1,75,72,772
Paid by Account payee cross cheque	35,539	0	35,539
Paid in cash	0	0	0



**G. D. Apte & Co.**  
**Chartered Accountants**

Provision at the end of the Financial year(Subsequently paid)	13,93,441	2,15,878	16,09,319
---	-----------	----------	-----------

8.2

Visiting and Guest lecture salary as mentioned above	1,04,05,981	9,01,350	1,13,07,331
Paid by Bank transfer during the year	88,20,910	7,66,350	95,87,260
Paid by Account payee cross cheque	0	0	0
Paid in Cash	27,500	5,500	33,000
Provision at the end of the Financial Year(Subsequently paid)	15,57,571	1,29,500	16,87,071

9. Teaching staff and status of their approval from the University/ Council as up to the end of the related Financial Year.

Total No. of Teaching staff of which salary reflected in the I & E Account for the related financial year	102
Approved Teaching Staff	88
Unapproved Teaching Staff	14

10. Depreciation of computation as per Fees Regulating Authority norms:

Rate of Depreciation for the Financial Year 2019-20

Computer	25%
Books	25%
Plant & Machinery (Definition as per Income Tax Act, 1969)	15%
Furniture & fixtures (Definition as per Income Tax Act, 1969)	15%

Depreciation computation as per FRA

Particulars	Opening Balance	Additions	Deletions/ sales	Depreciation for the year	Closing Balance (WDV)
Computer	71,23,805	2,76,927	1,97,486	17,66,196	54,37,050
Books	28,00,173	6,56,330		8,05,652	26,50,850
Furniture	1,87,71,550	17,33,604		29,45,753	1,75,59,401
Machinery/ Equipment etc.	2,02,48,882	15,69,362		31,81,636	1,86,36,607
<b>Total</b>	<b>4,89,44,409</b>	<b>42,36,223</b>	<b>1,97,486</b>	<b>86,99,237</b>	<b>4,42,83,909</b>



**G. D. Apte & Co.**  
**Chartered Accountants**

11. Capital expenditure and deferred revenue expenditure debited to Income and Expenditure Account

Expenditure head	Nature of Expenditure (mention details)	Amount Rs.
-	-	-

12. Break of the University/Council/Approval Authority Affiliation fee

Amount of Affiliation fee as per I & E account	B. Arch Rs. 2,64,550/- M. Arch Rs. 4,25,550/-
Name of the University/ Council/Approval Authority	Council of Architecture, Savitribai Phule Pune University, All India council for Technical Education.
No. of Years for which the Affiliation fee paid	1 year.
Amount of Prepaid Affiliation fee i.e. fees paid for subsequent financial years	B. Arch Rs. 1,00,000/- M. Arch Rs. 3,00,000/-

13. Sanctioned Strength of the Students by the approving Authority, Please note that the information is required not of the actual no. of students who have taken admission but sanction strength (Please mention branch wise details within the course)

Name of the Course/Branch	Sanctioned no. of sanctioned no. of students for the Academic Year 2019-20	Additional permitted Additional permitted for Academic Year 2020-21	Sanctioned no. of students for Academic Year 2020-21
B. Arch	160	-	160
M.Arch (Landscape)	20	-	20
M.Arch (Environment)	20	-	20
M.Arch (Digital)	20	-	20



Pune Office: GDA House, Plot No. 85, Right Bhusari Colony, Paud Road,  
Pune 411 038. Phone: +91 20 2528 0081 Fax: +91 20 2528 0275 Email: audit@gdaca.com

Head Office: No. 83-87, 8th Floor, Mittal Tower, 'B' Wing, Nariman Point, Mumbai - 400 021  
Phone: +91 22 4922 0555; Fax: +91 22 4922 0505; Email: audit@gdaca.com

**B.N.College of Architecture, MArch No.135**

Karve Nagar

Pune 411052

**Receipts and Payments**

1-Apr-2019 to 31-Mar-2020

Receipts	1-Apr-2019 to 31-Mar-2020	Payments	1-Apr-2019 to 31-Mar-2020
<b>Opening Balance</b>	<b>1,94,557.24</b>	<b>Current Liabilities</b>	<b>40,53,899.00</b>
Bank Accounts	1,93,035.24	Specific Donation Unutilised-Recurring	1,00,000.00
Syndicate Bank A/c No.45312	1,93,035.24	Duties & Taxes	12,02,689.00
Cash-in-hand	1,522.00	GST	166.00
Cash In Hand	1,518.00	CGST	83.00
Revenue Stamp	4.00	SGST	83.00
<b>Current Liabilities</b>	<b>30,54,935.00</b>	TDS	12,02,523.00
Specific Donation Unutilised-Recurring	1,00,000.00	TDS on Contractor	26,201.00
Duties & Taxes	11,39,912.00	TDS on Professional Fees	87,785.00
GST	304.00	TDS on Salary	10,88,537.00
CGST	152.00	Deposits From Students	1,10,000.00
SGST	152.00	Caution Money Deposit	1,10,000.00
TDS	11,39,608.00	Indirect Receipts & Payments	9,69,134.00
TDS on Contractor	17,106.00	Salary Deductions	9,69,134.00
TDS on Professional Fees	86,965.00	Credit Co-Op Society	6,42,319.00
TDS on Salary	10,35,537.00	Electricity Recovery	900.00
Deposits From Students	2,85,000.00	House Rent Recovery	3,135.00
Caution Money Deposit	2,85,000.00	LIC/ Postal RD	8,624.00
Indirect Receipts & Payments	9,67,666.00	Mediclaim	23,938.00
Salary Deductions	9,67,666.00	Other Deduction	14,517.00
Credit Co-Op Society	6,42,319.00	Profession Tax	44,525.00
Electricity Recovery	900.00	Provident Fund - Employee's Contri	2,31,176.00
House Rent Recovery	3,135.00	Other Current Liabilities	16,30,961.00
LIC/ Postal RD	8,624.00	Amounts Payable	35,497.00
Mediclaim	22,470.00	Provision For Expenses	13,95,284.00
Other Deduction	14,517.00	Staff Contingency Fund	1,430.00
Profession Tax	44,525.00	Stale Cheque	1,98,750.00
Provident Fund - Employee's Contri	2,31,176.00	Recurring Grants Unutilised	6,555.00
Other Current Liabilities	5,26,507.00	Univ. Grant-Recurring Unutilised	6,555.00
Amounts Payable	3,01,100.00	University / Board Payments	34,560.00
Fee Refundable	23,227.00	Eligibility Fees Payable	34,560.00
Provision For Expenses	2,000.00	Payable Eligibility Fees-PG	33,130.00
Staff Contingency Fund	1,430.00	Payable Eligibility Fees-PHD	1,430.00
Stale Cheque	1,98,750.00	<b>Fixed Assets</b>	<b>4,77,550.00</b>
University / Board Payments	35,850.00	Fixed Assets-Own	4,77,550.00
University Fee-PHD (Liability)	1,000.00	Furniture & Fixtures (Own)	17,228.00
Eligibility Fees Payable	34,850.00	Computers-Own	19,650.00
Payable Eligibility Fees-PG	34,850.00	Computer Lab Computers (Own)	19,650.00
<b>Current Assets</b>	<b>2,49,892.00</b>	Equipment -Own	2,23,932.00
Loans & Advances (Asset)	75,750.00	Office/ Other Equipments(Own)	2,23,932.00
Advance to Staff	75,750.00	Library Books -Own	2,16,740.00
Advance for Expenses to Staff	24,500.00	Library Books General (Own)	2,16,740.00
Diwali Advance	51,250.00		
<b>Carried Over</b>	<b>34,99,384.24</b>	<b>Carried Over</b>	<b>45,31,449.00</b>



<b>Receipts</b>		1-Apr-2019 to 31-Mar-2020
<b>Brought Forward</b>		<b>34,99,384.24</b>
Fees Receivable	1,74,142.00	
Fees Receivable From Students	1,74,142.00	
Fees Receivable from PHD Students	55,000.00	
FY Fees Receivable From Students	5,000.00	
SY Fees Receivable From Students	1,14,142.00	
<b>Branch / Divisions</b>		<b>1,79,63,290.48</b>
BNCA B. Arch A/c	21,20,348.48	
B.N.College of Architecture No.42	1,24,942.00	
M.K.S.S.S.	1,57,18,000.00	
<b>Direct Incomes</b>		<b>1,97,69,433.00</b>
Fees	1,97,69,433.00	
P.G. Fees	1,90,84,433.00	
P.G. I Development Fund	9,96,645.00	
P.G. II Development Fund	7,87,490.00	
P.G. II Tuition Fee	77,37,039.00	
P.G. II University Fee	35,310.00	
P.G. I Tuition Fee	94,91,355.00	
P.G. I University Fee	36,594.00	
PHD Fees	6,85,000.00	
PHD Tuition Fees	6,85,000.00	
<b>Direct Expenses</b>		<b>2,580.00</b>
Educational Expenses	2,580.00	
Departmental Expenses	2,580.00	
Exam Expenses	2,580.00	
<b>Indirect Incomes</b>		<b>4,41,076.95</b>
Exam Fees College/ School Level	4,19,930.00	
Internal F.Y.Exam Fees	1,89,360.00	
Internal S.Y.Exam Fees	2,30,570.00	
Other Income	19,276.95	
Admission Cancellation Charged Received	1,696.00	
Bank Interest Received	17,580.95	
Revaluation Fees College Level	1,870.00	
Internal F.Y.Revaluation Fees	1,870.00	
<b>Indirect Expenses</b>		<b>3,35,264.00</b>
Establishment Expenses	3,35,264.00	
Office Expenses	13,704.00	
Insurance Expenses	13,338.00	
Seminar Expenses	366.00	
Repairs & Maintenance	3,21,560.00	
R & M - Others	3,21,560.00	
<b>Carried Over</b>		<b>4,20,11,028.67</b>

<b>Payments</b>		1-Apr-2019 to 31-Mar-2020
<b>Brought Forward</b>		<b>45,31,449.00</b>
<b>Current Assets</b>		<b>3,76,034.00</b>
Loans & Advances (Asset)	74,500.00	
Advance to Staff	74,500.00	
Advance for Expenses to Staff	24,500.00	
Diwali Advance	50,000.00	
Other Current Assets	3,01,534.00	
Prepaid Expenses	3,01,534.00	
<b>Branch / Divisions</b>		<b>1,60,16,229.64</b>
B.N.College of Architecture No.42	20,68,632.64	
M.K.S.S.S.	1,39,47,597.00	
<b>Direct Incomes</b>		<b>4,22,175.00</b>
Fees	4,22,175.00	
P.G. Fees	4,22,175.00	
P.G. I Development Fund	34,970.00	
P.G. II Development Fund	14,318.00	
P.G. II Tuition Fee	17,353.00	
P.G. II University Fee	10,330.00	
P.G. I Tuition Fee	3,33,030.00	
P.G. I University Fee	12,174.00	
<b>Direct Expenses</b>		<b>1,55,84,768.00</b>
Educational Expenses	19,31,241.00	
Departmental Expenses	4,58,890.00	
Exam Expenses	1,44,580.00	
Library Expenses	1,500.00	
Workshop Expenses	3,12,810.00	
Direct Expenses For Students	4,80,803.00	
Admission Processing Fee Expenses	32,000.00	
Educational Tours Expenses	32,552.00	
Education Fair Expenses	1,72,800.00	
Gathering Expenses	26,216.00	
Medical Charges Paid	1,235.00	
Student Activity Expenses	72,000.00	
Student Facility Expenses	1,44,000.00	
Professional Charges	9,16,548.00	
Conveyance, Travel & Accom Exp of Visiting Faculty	1,44,448.00	
Honorarium Paid	2,06,100.00	
Professional Charges of Visiting Faculty	5,66,000.00	
University / Board Related	75,000.00	
Affiliation Fee Paid	75,000.00	
Salaries & Wages	1,36,53,527.00	
Contribution to Retirement Benefits	14,97,530.00	
Encashment of Leave Paid	64,566.00	
Gratuity Contribution Paid	4,83,608.00	
Mediclaime Policy	48,444.00	
P.F.Administration Charges	9,633.00	
P.F.Administrative Charges	195.00	
<b>Carried Over</b>		<b>3,69,30,655.64</b>

Carried Over

4,20,11,028.67

Carried Over

3,69,30,655.64



continued ...

Receipts	1-Apr-2019 to 31-Mar-2020	Payments	1-Apr-2019 to 31-Mar-2020
Brought Forward	4,20,11,028.67	Brought Forward	3,69,30,655.64
		<i>P.F.EDLI Contribution</i>	9,633.00
		<i>Provident Fund - Employer's Contribution</i>	2,31,176.00
		<i>Staff Improvement/ Welfare Expenses</i>	57,496.00
		<i>Non Teaching Admin Salary</i>	23,41,842.00
		<i>Non Teaching Admin Salary</i>	23,41,842.00
		<i>Teaching Salary</i>	89,09,404.00
		<i>Teaching Salary</i>	89,09,404.00
		<b>Indirect Incomes</b>	<b>1,80,531.00</b>
		<i>Exam Fees College/ School Level</i>	1,80,531.00
		<i>Internal F.Y.Exam Fees</i>	79,317.00
		<i>Internal S.Y.Exam Fees</i>	1,01,214.00
		<b>Indirect Expenses</b>	<b>48,46,538.08</b>
		<i>Prior Period Adjustments A/c</i>	17,658.00
		<b>Establishment Expenses</b>	<b>48,28,880.08</b>
		<b>Office Expenses</b>	<b>32,56,715.08</b>
		<i>Bank Charges</i>	2,189.60
		<i>Electricity Expenses</i>	3,68,871.00
		<i>Entertainment Expenses</i>	49,487.00
		<i>Function Expenses</i>	1,130.00
		<i>Ground Maintenance Expenses</i>	1,44,000.00
		<i>Houses Keeping Expenses</i>	98,857.00
		<i>Infrastructure Facility Expenses</i>	15,00,000.00
		<i>Insurance Expenses</i>	13,585.00
		<i>Internet Expenses</i>	14,157.48
		<i>News Papers &amp; Periodicals Expenses</i>	3,552.00
		<i>Office Expenses</i>	4,374.00
		<i>Postage Expenses</i>	986.00
		<i>Professional Membership Expenses</i>	2,704.00
		<i>Rates/Taxes/Cesses Paid</i>	1,67,261.00
		<i>Sanitation Expenses</i>	2,08,080.00
		<i>Security Expenses</i>	2,53,268.00
		<i>Seminar Expenses</i>	3,42,457.00
		<i>Telephone Expenses</i>	9,756.00
		<i>Wastage Management Expenses</i>	72,000.00
		<b>Printing &amp; Stationery</b>	<b>99,858.00</b>
		<i>Printing Expenses</i>	91,583.00
		<i>Stationery Expenses</i>	8,275.00
		<b>Repairs &amp; Maintenance</b>	<b>14,51,179.00</b>
		<i>Equipment AMC Expenses</i>	3,221.00
		<i>R &amp; M - Building</i>	4,16,160.00
		<i>R &amp; M - Computer</i>	7,829.00
		<i>R &amp; M - Electrical</i>	2,12,685.00
		<i>R &amp; M - Equipment</i>	2,45,958.00
		<i>R &amp; M - Furniture &amp; Fixture</i>	2,08,434.00
		<i>R &amp; M - Others</i>	3,56,892.00

Carried Over

4,20,11,028.67

Carried Over



4,19,57,724.72



continued ...



Receipts		Payments	
1-Apr-2019 to 31-Mar-2020		1-Apr-2019 to 31-Mar-2020	
Brought Forward	4,20,11,028.67	Brought Forward	4,19,57,724.72
		Travelling & Conveyance	21,128.00
		Conveyance Expenses	10,740.00
		Travelling Expneses	10,388.00
		<b>Closing Balance</b>	<b>53,303.95</b>
		Bank Accounts	46,062.95
		Syndicate Bank A/c No.45312	46,062.95
		Cash-in-hand	7,241.00
		Cash In Hand	7,163.00
		Revenue Stamp	78.00
<b>Total</b>	<b>4,20,11,028.67</b>	<b>Total</b>	<b>4,20,11,028.67</b>

**Principal**  
 MKSS's Dr. Bhanuben Nanavati  
 College of Architecture For Women  
 Karvenagar, Pune - 411 052

For G. D. Apte & Co.  
 Chartered Accountants  
 Firm Reg. No. 100515W  
  
 S. S. Peshwe  
 Partner  
 Membership No. 121546



UDIN : 20121546AAAAHA9152  
 23/09/2020

FRA

**B.N.College of Architecture, MArch No.135**Karve Nagar  
Pune 411052**Balance Sheet**

1-Apr-2019 to 31-Mar-2020

<b>Liabilities</b>		as at 31-Mar-2020	<b>Assets</b>		as at 31-Mar-2020
<b>Capital Account</b>		<b>94,96,359.50</b>	<b>Fixed Assets</b>		<b>1,30,06,618.50</b>
Depreciation Fund	88,12,849.10		Fixed Assets-Grant	5,09,792.00	
Non Current Liabilities	6,83,510.40		Fixed Assets-Own	1,19,28,100.50	
			Fixed Assets-SD	5,68,726.00	
<b>Loans (Liability)</b>			<b>Current Assets</b>		<b>10,57,578.95</b>
<b>Current Liabilities</b>		<b>33,83,976.00</b>	Deposits (Asset)	20,000.00	
Duties & Taxes	80,674.00		Loans & Advances (Asset)	18,750.00	
Deposits From Students	13,45,000.00		Cash-in-hand	7,241.00	
Indirect Receipts & Payments	65,175.00		Bank Accounts	46,062.95	
Other Current Liabilities	18,71,322.00		Fees Receivable	2,83,044.00	
Recurring Grants Unutilised	13,125.00		Other Current Assets	6,82,481.00	
University / Board Payments	8,680.00		<b>Excess of expenditure over income</b>		<b>2,60,48,525.77</b>
<b>Branch / Divisions</b>		<b>2,72,32,387.72</b>	Opening Balance	2,24,53,162.80	
B.N.College of Architecture No.42	1,02,90,073.72		Current Period	35,95,362.97	
M.K.S.S.S.	1,69,42,314.00				
<b>Total</b>		<b>4,01,12,723.22</b>	<b>Total</b>		<b>4,01,12,723.22</b>



Principal

MKSSS's Dr. Bhanuben Nanavati  
College of Architecture For Women  
Karvenagar, Pune - 411 052For G. D. Apte & Co.  
Chartered Accountants  
Firm Reg. No. 100515W

  
S. S. Peshwe  
Partner  
Membership No. 121546

UDIN: 20121546AAAAHAGIS2

23 SEP 2020

Place: Pune

**B.N.College of Architecture, MArch No.135**

Karve Nagar  
Pune 411052

**Income and Expenditure Statement**

1-Apr-2019 to 31-Mar-2020

Particulars	1-Apr-2019 to 31-Mar-2020	Particulars	1-Apr-2019 to 31-Mar-2020
<b>Direct Expenses</b>	<b>1,72,51,779.00</b>	<b>Direct Incomes</b>	<b>1,94,14,400.00</b>
Educational Expenses	25,17,293.00	Fees	1,94,14,400.00
Salaries & Wages	1,47,34,486.00	<b>Indirect Incomes</b>	<b>2,60,550.11</b>
<b>Indirect Expenses</b>	<b>60,18,534.08</b>	Exam Fees College/ School Level	2,39,399.00
Establishment Expenses	48,48,485.08	Other Income	19,281.11
Depreciation Account	11,83,734.00	Revaluation Fees College Level	1,870.00
Prior Period Adjustments A/c	(-13,685.00)	Excess of expenditure over income	<b>35,95,362.97</b>
<b>Total</b>	<b>2,32,70,313.08</b>	<b>Total</b>	<b>2,32,70,313.08</b>



*(Signature)*

Principal

MKSS's Dr. Bhanuben Nanavati  
College of Architecture For Women  
Karvenagar Pune - 411 052

For G. D. Apte & Co.  
Chartered Accountants  
Firm Reg. No. 100515W

*(Signature)*  
S. S. Peshwe  
Partner  
Membership No. 121546

UDIN: 20121546AAAAHA9152

23 SEP 2020

Place: Pune

**B.N.College of Architecture, MArch No.135**

Karve Nagar  
Pune 411052

**Fixed Assets**

Group Summary

1-Apr-2019 to 31-Mar-2020

	Opening Balance	Transactions		Closing Balance
		Debit	Credit	
<b>Fixed Assets-Grant</b>	<b>3,59,792.00 Dr</b>	<b>1,50,000.00</b>		<b>5,09,792.00 Dr</b>
Equipment- Grant	3,59,792.00 Dr	1,50,000.00		5,09,792.00 Dr
Office/ Other Equipments (Grant)	3,59,792.00 Dr	1,50,000.00		5,09,792.00 Dr
<b>Fixed Assets-Own</b>	<b>1,16,00,550.50 Dr</b>	<b>4,77,550.00</b>	<b>1,50,000.00</b>	<b>1,19,28,100.50 Dr</b>
Computers-Own	23,48,757.00 Dr	19,650.00		23,68,407.00 Dr
Computer Lab Computers (Own)	8,30,438.00 Dr	19,650.00		8,50,088.00 Dr
Office / Others Computers (Own)	15,18,319.00 Dr			15,18,319.00 Dr
Equipment -Own	59,83,460.00 Dr	2,23,932.00	1,50,000.00	60,57,392.00 Dr
Office/ Other Equipments(Own)	59,83,460.00 Dr	2,23,932.00	1,50,000.00	60,57,392.00 Dr
Library Books -Own	21,85,731.00 Dr	2,16,740.00		24,02,471.00 Dr
Library Books General (Own)	21,85,731.00 Dr	2,16,740.00		24,02,471.00 Dr
Furniture & Fixtures (Own)	10,82,602.50 Dr	17,228.00		10,99,830.50 Dr
<b>Fixed Assets-SD</b>	<b>5,68,726.00 Dr</b>			<b>5,68,726.00 Dr</b>
Equipment -Specific Donation	5,48,353.00 Dr			5,48,353.00 Dr
Office/ Other Equipments (SD)	5,48,353.00 Dr			5,48,353.00 Dr
Library Books -Specific Donation	20,373.00 Dr			20,373.00 Dr
Library Books General (SD)	20,373.00 Dr			20,373.00 Dr
<b>Grand Total</b>	<b>1,25,29,068.50 Dr</b>	<b>6,27,550.00</b>	<b>1,50,000.00</b>	<b>1,30,06,618.50 Dr</b>




**B.N.College of Architecture, MArch No.135**

Karve Nagar  
Pune 411052

**Current Assets**

Group Summary

1-Apr-2019 to 31-Mar-2020

	Opening Balance	Transactions		Closing Balance
		Debit	Credit	
<b>Deposits (Asset)</b>	<b>20,000.00 Dr</b>			<b>20,000.00 Dr</b>
<i>Deposits To Others</i>	20,000.00 Dr			20,000.00 Dr
<b>Loans &amp; Advances (Asset)</b>	<b>26,250.00 Dr</b>	<b>74,500.00</b>	<b>82,000.00</b>	<b>18,750.00 Dr</b>
Advance to Staff	26,250.00 Dr	74,500.00	82,000.00	18,750.00 Dr
<i>Advance for Expenses to Staff</i>		24,500.00	24,500.00	
<i>Diwali Advance</i>	26,250.00 Dr	50,000.00	57,500.00	18,750.00 Dr
<b>Cash-in-hand</b>	<b>1,522.00 Dr</b>	<b>1,24,726.00</b>	<b>1,19,007.00</b>	<b>7,241.00 Dr</b>
<i>Cash In Hand</i>	1,518.00 Dr	1,24,426.00	1,18,781.00	7,163.00 Dr
<i>Revenue Stamp</i>	4.00 Dr	300.00	226.00	78.00 Dr
<b>Bank Accounts</b>	<b>1,93,035.24 Dr</b>	<b>3,71,95,182.95</b>	<b>3,73,42,155.24</b>	<b>46,062.95 Dr</b>
<i>Syndicate Bank A/c No.45312</i>	1,93,035.24 Dr	3,71,95,182.95	3,73,42,155.24	46,062.95 Dr
<b>Fees Receivable</b>	<b>3,90,044.00 Dr</b>	<b>13,25,994.00</b>	<b>14,32,994.00</b>	<b>2,83,044.00 Dr</b>
Fees Receivable From Students	3,90,044.00 Dr	13,25,994.00	14,32,994.00	2,83,044.00 Dr
<i>Fees Receivable from PHD Students</i>	55,000.00 Dr	3,65,000.00	3,65,000.00	55,000.00 Dr
<i>FY Fees Receivable From Students</i>	51,967.00 Dr		5,000.00	46,967.00 Dr
<i>SY Fees Receivable From Students</i>	2,83,077.00 Dr	9,60,994.00	10,62,994.00	1,81,077.00 Dr
<b>Other Current Assets</b>	<b>8,59,234.00 Dr</b>	<b>4,20,717.00</b>	<b>5,97,470.00</b>	<b>6,82,481.00 Dr</b>
<i>Amounts Receivable</i>	1,876.00 Dr	29,911.00		31,787.00 Dr
<i>Prepaid Expenses</i>	8,57,358.00 Dr	3,90,806.00	5,97,470.00	6,50,694.00 Dr
<b>TDS Receivable</b>	<b>161.00 Dr</b>		<b>161.00</b>	
<i>TDS Receivable</i>	161.00 Dr		161.00	
<b>Grand Total</b>	<b>14,90,246.24 Dr</b>	<b>3,91,41,119.95</b>	<b>3,95,73,787.24</b>	<b>10,57,578.95 Dr</b>



*[Handwritten Signature]*



**B.N.College of Architecture, MArch No.135**

Karve Nagar

Pune 411052

**Capital Account**

Group Summary

1-Apr-2019 to 31-Mar-2020

	Opening Balance	Transactions		Closing Balance
		Debit	Credit	
<b>Depreciation Fund</b>	<b>75,23,301.10 Cr</b>	<b>6,50,012.10</b>	<b>19,39,560.10</b>	<b>88,12,849.10 Cr</b>
<i>Depreciation Fund on Govt. Grant</i>	42,756.00 Cr	17,989.60	98,968.60	1,23,735.00 Cr
<i>Depreciation Fund on Own Asset</i>	72,64,108.30 Cr	6,04,604.85	17,58,338.85	84,17,842.30 Cr
<i>Depreciation Fund Specific Donation</i>	2,16,436.80 Cr	27,417.65	82,252.65	2,71,271.80 Cr
<b>Non Current Liabilities</b>	<b>6,69,324.40 Cr</b>	<b>1,81,221.25</b>	<b>1,95,407.25</b>	<b>6,83,510.40 Cr</b>
<i>Non Recurring Grants Utilised</i>	3,17,035.20 Cr	98,968.60	1,67,989.60	3,86,056.20 Cr
<i>Non Recurring Specific Donation Utilised</i>	3,52,289.20 Cr	82,252.65	27,417.65	2,97,454.20 Cr
<b>Grand Total</b>	<b>81,92,625.50 Cr</b>	<b>8,31,233.35</b>	<b>21,34,967.35</b>	<b>94,96,359.50 Cr</b>




## B.N.College of Architecture, MArch No.135

Karve Nagar

Pune 411052

### Current Liabilities

Group Summary

1-Apr-2019 to 31-Mar-2020

	Opening Balance	Transactions		Closing Balance
		Debit	Credit	
<b>Duties &amp; Taxes</b>	<b>87,674.00 Cr</b>	<b>12,93,522.00</b>	<b>12,86,522.00</b>	<b>80,674.00 Cr</b>
GST		304.00	304.00	
CGST		152.00	152.00	
SGST		152.00	152.00	
TDS	87,674.00 Cr	12,93,218.00	12,86,218.00	80,674.00 Cr
TDS on Contractor	11,579.00 Cr	26,201.00	17,172.00	2,550.00 Cr
TDS on Professional Fees	23,095.00 Cr	96,480.00	1,21,825.00	48,440.00 Cr
TDS on Salary	53,000.00 Cr	11,70,537.00	11,47,221.00	29,684.00 Cr
<b>Deposits From Students</b>	<b>11,70,000.00 Cr</b>	<b>1,10,000.00</b>	<b>2,85,000.00</b>	<b>13,45,000.00 Cr</b>
Caution Money Deposit	11,70,000.00 Cr	1,10,000.00	2,85,000.00	13,45,000.00 Cr
<b>Indirect Receipts &amp; Payments</b>	<b>131.00 Cr</b>	<b>10,72,243.00</b>	<b>11,37,287.00</b>	<b>65,175.00 Cr</b>
Salary Deductions	131.00 Cr	10,72,243.00	11,37,287.00	65,175.00 Cr
Credit Co-Op Society		6,98,297.00	7,58,202.00	59,905.00 Cr
Electricity Recovery		969.00	969.00	
House Rent Recovery		3,420.00	3,780.00	360.00 Cr
LIC/ Postal RD		9,408.00	10,192.00	784.00 Cr
Medicclaim		23,938.00	23,938.00	
Other Deduction	131.00 Cr	14,517.00	14,537.00	151.00 Cr
Profession Tax		48,525.00	52,500.00	3,975.00 Cr
Provident Fund - Employee's Contri		2,73,169.00	2,73,169.00	
<b>Other Current Liabilities</b>	<b>15,45,375.00 Cr</b>	<b>28,05,064.00</b>	<b>31,31,011.00</b>	<b>18,71,322.00 Cr</b>
Amounts Payable	35,820.00 Cr	35,497.00	3,01,568.00	3,01,891.00 Cr
Fee Refundable	12,185.00 Cr		23,227.00	35,412.00 Cr
Provision For Expenses	13,99,128.00 Cr	25,69,257.00	26,05,786.00	14,35,657.00 Cr
Provision For leave Encashment	98,242.00 Cr			98,242.00 Cr
Staff Contingency Fund		1,560.00	1,680.00	120.00 Cr
Stale Cheque		1,98,750.00	1,98,750.00	
<b>Recurring Grants Unutilised</b>	<b>19,680.00 Cr</b>	<b>6,555.00</b>		<b>13,125.00 Cr</b>
Univ. Grant-Recurring Unutilised	19,680.00 Cr	6,555.00		13,125.00 Cr
<b>University / Board Payments</b>	<b>8,010.00 Cr</b>	<b>35,180.00</b>	<b>35,850.00</b>	<b>8,680.00 Cr</b>
Eligibility Fees Payable	1,750.00 Cr	35,180.00	34,850.00	1,420.00 Cr
Payable Eligibility Fees-PG		33,750.00	34,850.00	1,100.00 Cr
Payable Eligibility Fees-PHD	1,750.00 Cr	1,430.00		320.00 Cr
Exam Fees Payable	3,760.00 Cr			3,760.00 Cr
Payable F.Y.Exam Fees	2,520.00 Cr			2,520.00 Cr
Payable S.Y.Exam Fees	1,240.00 Cr			1,240.00 Cr
University Fee-PHD (Liability)	2,500.00 Cr		1,000.00	3,500.00 Cr
Specific Donation Unutilised-Recurring		2,58,142.00	2,58,142.00	
<b>Grand Total</b>	<b>28,30,870.00 Cr</b>	<b>55,80,706.00</b>	<b>61,33,812.00</b>	<b>33,83,976.00 Cr</b>



*[Handwritten Signature]*



**B.N.College of Architecture, MArch No.135**

Karve Nagar

Pune 411052

**Branch / Divisions**

Group Summary

1-Apr-2019 to 31-Mar-2020

	Opening Balance	Transactions		Closing Balance
		Debit	Credit	
B.N.College of Architecture No.42	1,02,63,416.04 Cr	25,64,997.80	25,91,655.48	1,02,90,073.72 Cr
ITC Claim ( CGST )		6,881.00	6,881.00	
ITC Claim ( IGST )		33.00	33.00	
ITC Claim ( SGST )		6,880.00	6,880.00	
M.K.S.S.S.	1,51,85,566.00 Cr	1,39,61,252.00	1,57,18,000.00	1,69,42,314.00 Cr
<b>Grand Total</b>	<b>2,54,48,982.04 Cr</b>	<b>1,65,40,043.80</b>	<b>1,83,23,449.48</b>	<b>2,72,32,387.72 Cr</b>






**B.N.College of Architecture, MArch No.135**

Karve Nagar

Pune 411052

**Direct Incomes**

Group Summary

1-Apr-2019 to 31-Mar-2020

	Transactions		Closing Balance
	Debit	Credit	
<b>Fees</b>	<b>16,81,027.00</b>	<b>2,10,95,427.00</b>	<b>1,94,14,400.00 Cr</b>
P.G. Fees	13,71,027.00	2,00,45,427.00	1,86,74,400.00 Cr
P.G. I Development Fund	34,970.00	9,96,645.00	9,61,675.00 Cr
P.G. II Development Fund	1,00,226.00	8,73,398.00	7,73,172.00 Cr
P.G. II Tuition Fee	8,76,445.00	86,08,273.00	77,31,828.00 Cr
P.G. II University Fee	14,182.00	39,162.00	24,980.00 Cr
P.G. I Tuition Fee	3,33,030.00	94,91,355.00	91,58,325.00 Cr
P.G. I University Fee	12,174.00	36,594.00	24,420.00 Cr
PHD Fees	3,10,000.00	10,50,000.00	7,40,000.00 Cr
PHD Tuition Fees	3,10,000.00	10,50,000.00	7,40,000.00 Cr
<b>Grand Total</b>	<b>16,81,027.00</b>	<b>2,10,95,427.00</b>	<b>1,94,14,400.00 Cr</b>




**B.N.College of Architecture, MArch No.135**

Karve Nagar

Pune 411052

**Indirect Incomes**

Group Summary

1-Apr-2019 to 31-Mar-2020

	Transactions		Closing Balance
	Debit	Credit	
<b>Exam Fees College/ School Level</b>	<b>9,28,821.00</b>	<b>11,68,220.00</b>	<b>2,39,399.00 Cr</b>
<i>Internal F.Y.Exam Fees</i>	5,75,282.00	6,85,325.00	1,10,043.00 Cr
<i>Internal S.Y.Exam Fees</i>	3,53,539.00	4,82,895.00	1,29,356.00 Cr
<b>Other Income</b>	<b>1.00</b>	<b>19,282.11</b>	<b>19,281.11 Cr</b>
<i>Admission Cancellation Charged Received</i>		1,696.00	1,696.00 Cr
<i>Bank Interest Received</i>		17,580.95	17,580.95 Cr
<i>Rounding Off A/c</i>	1.00	5.16	4.16 Cr
<b>Revaluation Fees College Level</b>		<b>1,870.00</b>	<b>1,870.00 Cr</b>
<i>Internal F.Y.Revaluation Fees</i>		1,870.00	1,870.00 Cr
<b>Grand Total</b>	<b>9,28,822.00</b>	<b>11,89,372.11</b>	<b>2,60,550.11 Cr</b>




**B.N.College of Architecture, MArch No.135**

Karve Nagar  
Pune 411052

**Direct Expenses**

Group Summary

1-Apr-2019 to 31-Mar-2020

	Transactions		Closing Balance
	Debit	Credit	
<b>Educational Expenses</b>	<b>26,61,972.00</b>	<b>1,44,679.00</b>	<b>25,17,293.00 Dr</b>
Departmental Expenses	5,90,154.00	24,309.00	5,65,845.00 Dr
Exam Expenses	2,67,844.00	23,726.00	2,44,118.00 Dr
Library Expenses	1,500.00		1,500.00 Dr
Workshop Expenses	3,20,810.00	583.00	3,20,227.00 Dr
Direct Expenses For Students	4,80,803.00	160.00	4,80,643.00 Dr
Admission Processing Fee Expenses	32,000.00		32,000.00 Dr
Educational Tours Expenses	32,552.00	156.00	32,396.00 Dr
Education Fair Expenses	1,72,800.00		1,72,800.00 Dr
Gathering Expenses	26,216.00	4.00	26,212.00 Dr
Medical Charges Paid	1,235.00		1,235.00 Dr
Student Activity Expenses	72,000.00		72,000.00 Dr
Student Facility Expenses	1,44,000.00		1,44,000.00 Dr
Professional Charges	11,65,465.00	1,20,210.00	10,45,255.00 Dr
Conveyance, Travel & Accom.Exp of Visiting Faculty	1,69,835.00	25,930.00	1,43,905.00 Dr
Honorarium Paid	2,59,100.00	6,000.00	2,53,100.00 Dr
Professional Charges of Visiting Faculty	7,36,530.00	88,280.00	6,48,250.00 Dr
University / Board Related	4,25,550.00		4,25,550.00 Dr
Affiliation Fee Paid	4,25,550.00		4,25,550.00 Dr
<b>Salaries &amp; Wages</b>	<b>1,57,82,729.00</b>	<b>10,48,243.00</b>	<b>1,47,34,486.00 Dr</b>
Non Teaching Admin Salary	27,68,817.00	2,11,097.00	25,57,720.00 Dr
Non Teaching Admin Salary	27,68,817.00	2,11,097.00	25,57,720.00 Dr
Teaching Salary	1,05,88,884.00	8,37,146.00	97,51,738.00 Dr
Teaching Salary	1,05,88,884.00	8,37,146.00	97,51,738.00 Dr
Contribution to Retirement Benefits	14,97,530.00		14,97,530.00 Dr
Encashment of Leave Paid	64,566.00		64,566.00 Dr
Gratuity Contribution Paid	4,83,608.00		4,83,608.00 Dr
Mediclaime Policy	48,444.00		48,444.00 Dr
P.F.Administration Charges	10,548.00		10,548.00 Dr
P.F.Administrative Charges	213.00		213.00 Dr
P.F.EDLI Contribution	10,548.00		10,548.00 Dr
Provident Fund - Employer's Contribution	2,52,075.00		2,52,075.00 Dr
Staff Improvement/ Welfare Expenses	57,496.00		57,496.00 Dr
<b>Grand Total</b>	<b>1,84,44,701.00</b>	<b>11,92,922.00</b>	<b>1,72,51,779.00 Dr</b>



*[Handwritten Signature]*



**B.N.College of Architecture, MArch No.135**

Karve Nagar

Pune 411052

**Indirect Expenses**

Group Summary

1-Apr-2019 to 31-Mar-2020

	Transactions		Closing Balance
	Debit	Credit	
<b>Establishment Expenses</b>	<b>55,16,824.08</b>	<b>6,68,339.00</b>	<b>48,48,485.08 Dr</b>
Office Expenses	38,81,365.08	2,83,173.00	35,98,192.08 Dr
Audit Fee	1,44,058.00	18,627.00	1,25,431.00 Dr
Bank Charges	2,189.60		2,189.60 Dr
Electricity Expenses	4,67,747.00	70,000.00	3,97,747.00 Dr
Entertainment Expenses	51,577.00	5.00	51,572.00 Dr
Function Expenses	1,130.00	4.00	1,126.00 Dr
Ground Maintenance Expenses	1,44,000.00		1,44,000.00 Dr
Houses Keeping Expenses	1,27,005.00	19,000.00	1,08,005.00 Dr
Infrastructure Facility Expenses	15,00,000.00		15,00,000.00 Dr
Insurance Expenses	14,053.00	22,858.00	8,805.00 Cr
Internet Expenses	16,513.48	1,178.00	15,335.48 Dr
News Papers & Periodicals Expenses	5,038.00	315.00	4,723.00 Dr
Office Expenses	4,374.00		4,374.00 Dr
Postage Expenses	986.00		986.00 Dr
Professional Membership Expenses	2,704.00		2,704.00 Dr
Rates/Taxes/Cesses Paid	2,51,013.00	79,752.00	1,71,261.00 Dr
Sanitation Expenses	2,08,080.00		2,08,080.00 Dr
Security Expenses	3,48,095.00	69,563.00	2,78,532.00 Dr
Seminar Expenses	3,42,823.00	895.00	3,41,928.00 Dr
Software Expenses	1,66,481.00		1,66,481.00 Dr
Telephone Expenses	11,498.00	976.00	10,522.00 Dr
Wastage Management Expenses	72,000.00		72,000.00 Dr
Printing & Stationery	99,858.00	526.00	99,332.00 Dr
Printing Expenses	91,583.00	480.00	91,103.00 Dr
Stationary Expenses	8,275.00	46.00	8,229.00 Dr
Repairs & Maintenance	15,04,135.00	3,84,612.00	11,19,523.00 Dr
Equipment AMC Expenses	6,721.00	3,500.00	3,221.00 Dr
R & M - Building	4,16,160.00		4,16,160.00 Dr
R & M - Computer	7,829.00	72.00	7,757.00 Dr
R & M - Electrical	2,12,685.00		2,12,685.00 Dr
R & M - Equipment	2,60,958.00	17,919.00	2,43,039.00 Dr
R & M - Furniture & Fixture	2,42,890.00	34,685.00	2,08,205.00 Dr
R & M - Others	3,56,892.00	3,28,436.00	28,456.00 Dr
Travelling & Conveyance	31,466.00	28.00	31,438.00 Dr
Conveyance Expenses	10,740.00		10,740.00 Dr
Travelling Expenses	20,726.00	28.00	20,698.00 Dr
Depreciation Account	17,58,338.85	5,74,604.85	11,83,734.00 Dr
Prior Period Adjustments A/c	1,89,418.00	2,03,103.00	13,685.00 Cr
<b>Grand Total</b>	<b>74,64,580.93</b>	<b>14,46,046.85</b>	<b>60,18,534.08 Dr</b>




**B.N.College of Architecture, MArch No.135**

Karve Nagar

Pune 411052

**Trial Balance**

1-Apr-2019 to 31-Mar-2020

	Opening Balance	Transactions		Closing Balance
		Debit	Credit	
<b>Capital Account</b>	<b>81,92,625.50 Cr</b>	<b>8,31,233.35</b>	<b>21,34,967.35</b>	<b>94,96,359.50 Cr</b>
Depreciation Fund	75,23,301.10 Cr	6,50,012.10	19,39,560.10	88,12,849.10 Cr
<i>Depreciation Fund on Govt. Grant</i>	42,756.00 Cr	17,989.60	98,968.60	1,23,735.00 Cr
<i>Depreciation Fund on Own Asset</i>	72,64,108.30 Cr	6,04,604.85	17,58,338.85	84,17,842.30 Cr
<i>Depreciation Fund Specific Donation</i>	2,16,436.80 Cr	27,417.65	82,252.65	2,71,271.80 Cr
Non Current Liabilities	6,69,324.40 Cr	1,81,221.25	1,95,407.25	6,83,510.40 Cr
<i>Non Recurring Grants Utilised</i>	3,17,035.20 Cr	98,968.60	1,67,989.60	3,86,056.20 Cr
<i>Non Recurring Specific Donation Utilised</i>	3,52,289.20 Cr	82,252.65	27,417.65	2,97,454.20 Cr
<b>Current Liabilities</b>	<b>28,30,870.00 Cr</b>	<b>55,80,706.00</b>	<b>61,33,812.00</b>	<b>33,83,976.00 Cr</b>
Duties & Taxes	87,674.00 Cr	12,93,522.00	12,86,522.00	80,674.00 Cr
GST		304.00	304.00	
CGST		152.00	152.00	
SGST		152.00	152.00	
TDS	87,674.00 Cr	12,93,218.00	12,86,218.00	80,674.00 Cr
<i>TDS on Contractor</i>	11,579.00 Cr	26,201.00	17,172.00	2,550.00 Cr
<i>TDS on Professional Fees</i>	23,095.00 Cr	96,480.00	1,21,825.00	48,440.00 Cr
<i>TDS on Salary</i>	53,000.00 Cr	11,70,537.00	11,47,221.00	29,684.00 Cr
Deposits From Students	11,70,000.00 Cr	1,10,000.00	2,85,000.00	13,45,000.00 Cr
<i>Caution Money Deposit</i>	11,70,000.00 Cr	1,10,000.00	2,85,000.00	13,45,000.00 Cr
Indirect Receipts & Payments	131.00 Cr	10,72,243.00	11,37,287.00	65,175.00 Cr
Salary Deductions	131.00 Cr	10,72,243.00	11,37,287.00	65,175.00 Cr
<i>Credit Co-Op Society</i>		6,98,297.00	7,58,202.00	59,905.00 Cr
<i>Electricity Recovery</i>		969.00	969.00	
<i>House Rent Recovery</i>		3,420.00	3,780.00	360.00 Cr
<i>LIC/ Postal RD</i>		9,408.00	10,192.00	784.00 Cr
<i>Mediclaime</i>		23,938.00	23,938.00	
<i>Other Deduction</i>	131.00 Cr	14,517.00	14,537.00	151.00 Cr
<i>Profession Tax</i>		48,525.00	52,500.00	3,975.00 Cr
<i>Provident Fund - Employee's Contri</i>		2,73,169.00	2,73,169.00	
Other Current Liabilities	15,45,375.00 Cr	28,05,064.00	31,31,011.00	18,71,322.00 Cr
<i>Amounts Payable</i>	35,820.00 Cr	35,497.00	3,01,568.00	3,01,891.00 Cr
<i>Fee Refundable</i>	12,185.00 Cr		23,227.00	35,412.00 Cr
<i>Provision For Expenses</i>	13,99,128.00 Cr	25,69,257.00	26,05,786.00	14,35,657.00 Cr
<i>Provision For leave Encashment</i>	98,242.00 Cr			98,242.00 Cr
<i>Staff Contingency Fund</i>		1,560.00	1,680.00	120.00 Cr
<i>Stale Cheque</i>		1,98,750.00	1,98,750.00	
Recurring Grants Unutilised	19,680.00 Cr	6,555.00		13,125.00 Cr
<i>Univ. Grant-Recurring Unutilised</i>	19,680.00 Cr	6,555.00		13,125.00 Cr

Carried Over

1,10,23,495.50 Cr

64,11,939.35

82,68,779.35

1,28,80,335.50 Cr



continued ...

**B.N.College of Architecture, MArch No.135**

Trial Balance : 1-Apr-2019 to 31-Mar-2020

	Opening Balance	Transactions		Closing Balance
		Debit	Credit	
<b>Brought Forward</b>	<b>1,10,23,495.50 Cr</b>	<b>64,11,939.35</b>	<b>82,68,779.35</b>	<b>1,28,80,335.50 Cr</b>
University / Board Payments	8,010.00 Cr	35,180.00	35,850.00	8,680.00 Cr
Eligibility Fees Payable	1,750.00 Cr	35,180.00	34,850.00	1,420.00 Cr
Payable Eligibility Fees-PG		33,750.00	34,850.00	1,100.00 Cr
Payable Eligibility Fees-PHD	1,750.00 Cr	1,430.00		320.00 Cr
Exam Fees Payable	3,760.00 Cr			3,760.00 Cr
Payable F.Y.Exam Fees	2,520.00 Cr			2,520.00 Cr
Payable S.Y.Exam Fees	1,240.00 Cr			1,240.00 Cr
University Fee-PHD (Liability)	2,500.00 Cr		1,000.00	3,500.00 Cr
Specific Donation Unutilised-Recurring		2,58,142.00	2,58,142.00	
<b>Fixed Assets</b>	<b>1,25,29,068.50 Dr</b>	<b>6,27,550.00</b>	<b>1,50,000.00</b>	<b>1,30,06,618.50 Dr</b>
Fixed Assets-Grant	3,59,792.00 Dr	1,50,000.00		5,09,792.00 Dr
Equipment- Grant	3,59,792.00 Dr	1,50,000.00		5,09,792.00 Dr
Office/ Other Equipments (Grant)	3,59,792.00 Dr	1,50,000.00		5,09,792.00 Dr
Fixed Assets-Own	1,16,00,550.50 Dr	4,77,550.00	1,50,000.00	1,19,28,100.50 Dr
Computers-Own	23,48,757.00 Dr	19,650.00		23,68,407.00 Dr
Computer Lab Computers (Own)	8,30,438.00 Dr	19,650.00		8,50,088.00 Dr
Office / Others Computers (Own)	15,18,319.00 Dr			15,18,319.00 Dr
Equipment -Own	59,83,460.00 Dr	2,23,932.00	1,50,000.00	60,57,392.00 Dr
Office/ Other Equipments(Own)	59,83,460.00 Dr	2,23,932.00	1,50,000.00	60,57,392.00 Dr
Library Books -Own	21,85,731.00 Dr	2,16,740.00		24,02,471.00 Dr
Library Books General (Own)	21,85,731.00 Dr	2,16,740.00		24,02,471.00 Dr
Furniture & Fixtures (Own)	10,82,602.50 Dr	17,228.00		10,99,830.50 Dr
Fixed Assets-SD	5,68,726.00 Dr			5,68,726.00 Dr
Equipment -Specific Donation	5,48,353.00 Dr			5,48,353.00 Dr
Office/ Other Equipments (SD)	5,48,353.00 Dr			5,48,353.00 Dr
Library Books -Specific Donation	20,373.00 Dr			20,373.00 Dr
Library Books General (SD)	20,373.00 Dr			20,373.00 Dr
<b>Current Assets</b>	<b>14,90,246.24 Dr</b>	<b>3,91,41,119.95</b>	<b>3,95,73,787.24</b>	<b>10,57,578.95 Dr</b>
Deposits (Asset)	20,000.00 Dr			20,000.00 Dr
Deposits To Others	20,000.00 Dr			20,000.00 Dr
Loans & Advances (Asset)	26,250.00 Dr	74,500.00	82,000.00	18,750.00 Dr
Advance to Staff	26,250.00 Dr	74,500.00	82,000.00	18,750.00 Dr
Advance for Expenses to Staff		24,500.00	24,500.00	
Diwali Advance	26,250.00 Dr	50,000.00	57,500.00	18,750.00 Dr
Cash-in-hand	1,522.00 Dr	1,24,726.00	1,19,007.00	7,241.00 Dr
Cash In Hand	1,518.00 Dr	1,24,426.00	1,18,781.00	7,163.00 Dr
Revenue Stamp	4.00 Dr	300.00	226.00	78.00 Dr
Bank Accounts	1,93,035.24 Dr	3,71,95,182.95	3,73,42,155.24	46,062.95 Dr
Syndicate Bank A/c No.45312	1,93,035.24 Dr	3,71,95,182.95	3,73,42,155.24	46,062.95 Dr
Fees Receivable	3,90,044.00 Dr	13,25,994.00	14,32,994.00	2,83,044.00 Dr
Fees Receivable From Students	3,90,044.00 Dr	13,25,994.00	14,32,994.00	2,83,044.00 Dr
Fees Receivable from PHD Students	55,000.00 Dr	3,65,000.00	3,65,000.00	55,000.00 Dr
FY Fees Receivable From Students	51,967.00 Dr		5,000.00	46,967.00 Dr
<b>Carried Over</b>	<b>29,95,819.24 Dr</b>	<b>4,61,80,609.30</b>	<b>4,79,92,566.59</b>	<b>11,83,861.95 Dr</b>



continued ...

**B.N.College of Architecture, MArch No.135**

Trial Balance : 1-Apr-2019 to 31-Mar-2020

	Opening Balance	Transactions		Closing Balance
		Debit	Credit	
<b>Brought Forward</b>	<b>29,95,819.24 Dr</b>	<b>4,61,80,609.30</b>	<b>4,79,92,566.59</b>	<b>11,83,861.95 Dr</b>
<i>SY Fees Receivable From Students</i>	2,83,077.00 Dr	9,60,994.00	10,62,994.00	1,81,077.00 Dr
Other Current Assets	8,59,234.00 Dr	4,20,717.00	5,97,470.00	6,82,481.00 Dr
<i>Amounts Receivable</i>	1,876.00 Dr	29,911.00		31,787.00 Dr
<i>Prepaid Expenses</i>	8,57,358.00 Dr	3,90,806.00	5,97,470.00	6,50,694.00 Dr
TDS Receivable	161.00 Dr		161.00	
<i>TDS Receivable</i>	161.00 Dr		161.00	
<b>Branch / Divisions</b>	<b>2,54,48,982.04 Cr</b>	<b>1,65,40,043.80</b>	<b>1,83,23,449.48</b>	<b>2,72,32,387.72 Cr</b>
<i>B.N.College of Architecture No.42</i>	1,02,63,416.04 Cr	25,64,997.80	25,91,655.48	1,02,90,073.72 Cr
<i>ITC Claim ( CGST )</i>		6,881.00	6,881.00	
<i>ITC Claim ( IGST )</i>		33.00	33.00	
<i>ITC Claim ( SGST )</i>		6,880.00	6,880.00	
<i>M.K.S.S.S.</i>	1,51,85,566.00 Cr	1,39,61,252.00	1,57,18,000.00	1,69,42,314.00 Cr
<b>Direct Incomes</b>		<b>16,81,027.00</b>	<b>2,10,95,427.00</b>	<b>1,94,14,400.00 Cr</b>
<b>Fees</b>		16,81,027.00	2,10,95,427.00	1,94,14,400.00 Cr
<b>P.G. Fees</b>		13,71,027.00	2,00,45,427.00	1,86,74,400.00 Cr
<i>P.G. I Development Fund</i>		34,970.00	9,96,645.00	9,61,675.00 Cr
<i>P.G. II Development Fund</i>		1,00,226.00	8,73,398.00	7,73,172.00 Cr
<i>P.G. II Tuition Fee</i>		8,76,445.00	86,08,273.00	77,31,828.00 Cr
<i>P.G. II University Fee</i>		14,182.00	39,162.00	24,980.00 Cr
<i>P.G. I Tuition Fee</i>		3,33,030.00	94,91,355.00	91,58,325.00 Cr
<i>P.G. I University Fee</i>		12,174.00	36,594.00	24,420.00 Cr
<b>PHD Fees</b>		3,10,000.00	10,50,000.00	7,40,000.00 Cr
<i>PHD Tuition Fees</i>		3,10,000.00	10,50,000.00	7,40,000.00 Cr
<b>Direct Expenses</b>		<b>1,84,44,701.00</b>	<b>11,92,922.00</b>	<b>1,72,51,779.00 Dr</b>
<b>Educational Expenses</b>		26,61,972.00	1,44,679.00	25,17,293.00 Dr
<b>Departmental Expenses</b>		5,90,154.00	24,309.00	5,65,845.00 Dr
<i>Exam Expenses</i>		2,67,844.00	23,726.00	2,44,118.00 Dr
<i>Library Expenses</i>		1,500.00		1,500.00 Dr
<i>Workshop Expenses</i>		3,20,810.00	583.00	3,20,227.00 Dr
<b>Direct Expenses For Students</b>		4,80,803.00	160.00	4,80,643.00 Dr
<i>Admission Processing Fee Expenses</i>		32,000.00		32,000.00 Dr
<i>Educational Tours Expenses</i>		32,552.00	156.00	32,396.00 Dr
<i>Education Fair Expenses</i>		1,72,800.00		1,72,800.00 Dr
<i>Gathering Expenses</i>		26,216.00	4.00	26,212.00 Dr
<i>Medical Charges Paid</i>		1,235.00		1,235.00 Dr
<i>Student Activity Expenses</i>		72,000.00		72,000.00 Dr
<i>Student Facility Expenses</i>		1,44,000.00		1,44,000.00 Dr
<b>Professional Charges</b>		11,65,465.00	1,20,210.00	10,45,255.00 Dr
<i>Conveyance, Travel &amp; Accom.Exp of Visiting Faculty</i>		1,69,835.00	25,930.00	1,43,905.00 Dr
<i>Honorarium Paid</i>		2,59,100.00	6,000.00	2,53,100.00 Dr
<i>Professional Charges of Visiting Faculty</i>		7,36,530.00	88,280.00	6,48,250.00 Dr
<i>University / Board Related</i>		4,25,550.00		4,25,550.00 Dr
<i>Affiliation Fee Paid</i>		4,25,550.00		4,25,550.00 Dr
<b>Carried Over</b>	<b>2,24,53,162.80 Cr</b>	<b>8,28,46,381.10</b>	<b>8,86,04,365.07</b>	<b>2,82,11,146.77 Cr</b>



*[Handwritten signature]*

continued ...

**B.N.College of Architecture, MArch No.135**

Trial Balance : 1-Apr-2019 to 31-Mar-2020

	Opening Balance	Transactions		Closing Balance
		Debit	Credit	
<b>Brought Forward</b>	<b>2,24,53,162.80 Cr</b>	<b>8,28,46,381.10</b>	<b>8,86,04,365.07</b>	<b>2,82,11,146.77 Cr</b>
Salaries & Wages		1,57,82,729.00	10,48,243.00	1,47,34,486.00 Dr
Non Teaching Admin Salary		27,68,817.00	2,11,097.00	25,57,720.00 Dr
Non Teaching Admin Salary		27,68,817.00	2,11,097.00	25,57,720.00 Dr
Teaching Salary		1,05,88,884.00	8,37,146.00	97,51,738.00 Dr
Teaching Salary		1,05,88,884.00	8,37,146.00	97,51,738.00 Dr
Contribution to Retirement Benefits		14,97,530.00		14,97,530.00 Dr
Encashment of Leave Paid		64,566.00		64,566.00 Dr
Gratuity Contribution Paid		4,83,608.00		4,83,608.00 Dr
Mediclaime Policy		48,444.00		48,444.00 Dr
P.F.Administration Charges		10,548.00		10,548.00 Dr
P.F.Administrative Charges		213.00		213.00 Dr
P.F.EDLI Contribution		10,548.00		10,548.00 Dr
Provident Fund - Employer's Contribution		2,52,075.00		2,52,075.00 Dr
Staff Improvement/ Welfare Expenses		57,496.00		57,496.00 Dr
<b>Indirect Incomes</b>		<b>9,28,822.00</b>	<b>11,89,372.11</b>	<b>2,60,550.11 Cr</b>
Exam Fees College/ School Level		9,28,821.00	11,68,220.00	2,39,399.00 Cr
Internal F.Y.Exam Fees		5,75,282.00	6,85,325.00	1,10,043.00 Cr
Internal S.Y.Exam Fees		3,53,539.00	4,82,895.00	1,29,356.00 Cr
Other Income		1.00	19,282.11	19,281.11 Cr
Admission Cancellation Charged Received			1,696.00	1,696.00 Cr
Bank Interest Received			17,580.95	17,580.95 Cr
Rounding Off A/c		1.00	5.16	4.16 Cr
Revaluation Fees College Level			1,870.00	1,870.00 Cr
Internal F.Y.Revaluation Fees			1,870.00	1,870.00 Cr
<b>Indirect Expenses</b>		<b>74,64,580.93</b>	<b>14,46,046.85</b>	<b>60,18,534.08 Dr</b>
Establishment Expenses		55,16,824.08	6,68,339.00	48,48,485.08 Dr
Office Expenses		38,81,365.08	2,83,173.00	35,98,192.08 Dr
Audit Fee		1,44,058.00	18,627.00	1,25,431.00 Dr
Bank Charges		2,189.60		2,189.60 Dr
Electricity Expenses		4,67,747.00	70,000.00	3,97,747.00 Dr
Entertainment Expenses		51,577.00	5.00	51,572.00 Dr
Function Expenses		1,130.00	4.00	1,126.00 Dr
Ground Maintenance Expenses		1,44,000.00		1,44,000.00 Dr
Houses Keeping Expenses		1,27,005.00	19,000.00	1,08,005.00 Dr
Infrastructure Facility Expenses		15,00,000.00		15,00,000.00 Dr
Insurance Expenses		14,053.00	22,858.00	8,805.00 Cr
Internet Expenses		16,513.48	1,178.00	15,335.48 Dr
News Papers & Periodicals Expenses		5,038.00	315.00	4,723.00 Dr
Office Expenses		4,374.00		4,374.00 Dr
Postage Expenses		986.00		986.00 Dr
Professional Membership Expenses		2,704.00		2,704.00 Dr
Rates/Taxes/Cesses Paid		2,51,013.00	79,752.00	1,71,261.00 Dr
Sanitation Expenses		2,08,080.00		2,08,080.00 Dr
Security Expenses		3,48,095.00	69,563.00	2,78,532.00 Dr
<b>Carried Over</b>	<b>2,24,53,162.80 Cr</b>	<b>9,12,39,784.03</b>	<b>9,12,39,784.03</b>	<b>2,24,53,162.80 Cr</b>



*[Handwritten signature]*

continued ...



## B.N.College of Architecture, MArch No.135

Trial Balance : 1-Apr-2019 to 31-Mar-2020

	Opening Balance	Transactions		Closing Balance
		Debit	Credit	
<b>Brought Forward</b>	<b>2,24,53,162.80 Cr</b>	<b>9,12,39,784.03</b>	<b>9,12,39,784.03</b>	<b>2,24,53,162.80 Cr</b>
<i>Seminar Expenses</i>		3,42,823.00	895.00	3,41,928.00 Dr
<i>Software Expenses</i>		1,66,481.00		1,66,481.00 Dr
<i>Telephone Expenses</i>		11,498.00	976.00	10,522.00 Dr
<i>Wastage Management Expenses</i>		72,000.00		72,000.00 Dr
<i>Printing &amp; Stationery</i>		99,858.00	526.00	99,332.00 Dr
<i>Printing Expenses</i>		91,583.00	480.00	91,103.00 Dr
<i>Stationary Expenses</i>		8,275.00	46.00	8,229.00 Dr
<i>Repairs &amp; Maintenance</i>		15,04,135.00	3,84,612.00	11,19,523.00 Dr
<i>Equipment AMC Expenses</i>		6,721.00	3,500.00	3,221.00 Dr
<i>R &amp; M - Building</i>		4,16,160.00		4,16,160.00 Dr
<i>R &amp; M - Computer</i>		7,829.00	72.00	7,757.00 Dr
<i>R &amp; M - Electrical</i>		2,12,685.00		2,12,685.00 Dr
<i>R &amp; M - Equipment</i>		2,60,958.00	17,919.00	2,43,039.00 Dr
<i>R &amp; M - Furniture &amp; Fixture</i>		2,42,890.00	34,685.00	2,08,205.00 Dr
<i>R &amp; M - Others</i>		3,56,892.00	3,28,436.00	28,456.00 Dr
<i>Travelling &amp; Conveyance</i>		31,466.00	28.00	31,438.00 Dr
<i>Conveyance Expenses</i>		10,740.00		10,740.00 Dr
<i>Travelling Expenses</i>		20,726.00	28.00	20,698.00 Dr
<i>Depreciation Account</i>		17,58,338.85	5,74,604.85	11,83,734.00 Dr
<i>Prior Period Adjustments A/c</i>		1,89,418.00	2,03,103.00	13,685.00 Cr
<b>Profit &amp; Loss A/c</b>	<b>2,24,53,162.80 Dr</b>			<b>2,24,53,162.80 Dr</b>
<b>Grand Total</b>		<b>9,12,39,784.03</b>	<b>9,12,39,784.03</b>	



**MAHARSHI KARVE STREE SHIKSHAN SAMSTHA'S**  
**DR. BHANUBEN NANAWATI COLLEGE OF ARCHITECTURE FOR WOMEN-M.Arch, KARVENAGAR PUNE 411052**  
**Summary of Fixed Assets as on 31.03.2020**

Particulars	Opening Balance as on 01.04.2019				
	Grant	Donation in Kind	Specific Donation	Own Funds	Total
Computer				2348757	2,348,757.00
Furniture				1082602.5	1,082,602.50
Equipments-Others	359792		548353	5983460	6,891,605.00
Equipment-Solar System					
Library Books			20373	2185731	2,206,104.00
Vehicles					-
Temporary Shed					-
Science Equipmennts					-
Machinery					-
Tools & Implements					-
Furnance					-
Electrical Fittings					-
Intangible Assets					-
Work in Progress					-
<b>Total</b>	<b>359,792.00</b>	<b>-</b>	<b>568,726.00</b>	<b>11,600,550.50</b>	<b>12,529,068.50</b>

Particulars	Additions during the year ( Upto 31.03.2020)				
	Grant	Donation in Kind	Specific Donation	Own Funds	Total
Computer				19,650.00	19,650.00
Furniture				17,228.00	17,228.00
Equipments-Others	150,000.00			223,932.00	373,932.00
Equipment-Solar System					
Library Books				216,740.00	216,740.00
Vehicles					-
Temporary Shed					-
Science Equipmennts					-
Machinery					-
Tools & Implements					-
Furnance					-
Electrical Fittings					-
Intangible Assets					-
Work in Progress					-
<b>Total</b>	<b>150,000.00</b>	<b>-</b>	<b>-</b>	<b>477,550.00</b>	<b>627,550.00</b>

Particulars	Written off during the year ( upto 31.03.2020)				
	Grant	Donation in Kind	Specific Donation	Own Funds	Total
Computer					-
Furniture					-
Equipments-Others				150,000.00	150,000.00
Equipment-Solar System					
Library Books					-
Vehicles					-
Temporary Shed					-
Science Equipmennts					-
Machinery					-
Tools & Implements					-
Furnance					-
Electrical Fittings					-
Intangible Assets					-
Work in Progress					-
<b>Total</b>	<b>-</b>	<b>-</b>	<b>-</b>	<b>150,000.00</b>	<b>150,000.00</b>

Particulars	Closing Balance as on 31.03.2020				
	Grant	Donation in Kind	Specific Donation	Own Funds	Total
Computer	-	-	-	2,368,407.00	2,368,407.00
Furniture	-	-	-	1,099,830.50	1,099,830.50
Equipments-Others	509,792.00	-	548,353.00	6,057,392.00	7,115,537.00
Equipment-Solar System					
Library Books	-	-	20,373.00	2,402,471.00	2,422,844.00
Vehicles	-	-	-	-	-
Temporary Shed	-	-	-	-	-
Science Equipmennts	-	-	-	-	-
Machinery	-	-	-	-	-
Tools & Implements	-	-	-	-	-
Furnance	-	-	-	-	-
Electrical Fittings	-	-	-	-	-
Intangible Assets	-	-	-	-	-
Work in Progress	-	-	-	-	-
<b>Total</b>	<b>509,792.00</b>	<b>-</b>	<b>568,726.00</b>	<b>11,928,100.50</b>	<b>13,006,618.50</b>



MAHARSHI KARVE STREE SHIKSHAN SAMSTHA'S

DR. BHANUBEN NANAWATI COLLEGE OF ARCHITECTURE FOR WOMEN-M.Arch, KARVENAGAR PUNE 411052

Summary of Depreciation Fund as on 31.03.2020

Particulars	Opening Balance as on 01.04.2019				
	Grant	Donation in Kind	Specific Donation	Own Funds	Total
Computer				1,837,806	1,837,806
Furniture				950,402	950,402
Equipments-Others	42,757		196,064	2,621,092	2,859,912
Equipment-Solar System					
Library Books	-		20,373	1,854,809	1,875,182
Vehicles					-
Temporary Shed					-
Science Equipmennts					-
Machinery					-
Tools & Implements					-
Furnance					-
Electrical Fittings					-
Intangible Assets					-
Work in Progress					-
<b>Total</b>	<b>42,757</b>	<b>-</b>	<b>216,437</b>	<b>7,264,108</b>	<b>7,523,302</b>

Particulars	Additions during the year ( Upto 31.03.2020)				
	Grant	Donation in Kind	Specific Donation	Own Funds	Total
Computer				352,723	352,723
Furniture				61,141	61,141
Equipments-Others	50,979		54,835	597,471	703,285
Equipment-Solar System					
Library Books				172,399	172,399
Vehicles					-
Temporary Shed					-
Science Equipmennts					-
Machinery					-
Tools & Implements					-
Furnance					-
Electrical Fittings					-
Intangible Assets					-
Work in Progress					-
<b>Total</b>	<b>50,979</b>	<b>-</b>	<b>54,835</b>	<b>1,183,734</b>	<b>1,289,548</b>

Particulars	Written off during the year ( upto 31.03.2020)				
	Grant	Donation in Kind	Specific Donation	Own Funds	Total
Computer					-
Furniture					-
Equipments-Others	30,000			(30,000)	-
Equipment-Solar System					-
Library Books					-
Vehicles					-
Temporary Shed					-
Science Equipmennts					-
Machinery					-
Tools & Implements					-
Furnance					-
Electrical Fittings					-
Intangible Assets					-
Work in Progress					-
<b>Total</b>	<b>30,000</b>	<b>-</b>	<b>-</b>	<b>(30,000)</b>	<b>-</b>

Particulars	Closing Balance as on 31.03.2020				
	Grant	Donation in Kind	Specific Donation	Own Funds	Total
Computer	-	-	-	2,190,529	2,190,529
Furniture	-	-	-	1,011,543	1,011,543
Equipments-Others	123,736	-	250,899	3,188,562	3,563,197
Equipment-Solar System					
Library Books	-	-	20,373	2,027,207	2,047,580
Vehicles					-
Temporary Shed					-
Science Equipmennts					-
Machinery					-
Tools & Implements					-
Furnance					-
Electrical Fittings					-
Intangible Assets					-
Work in Progress					-
<b>Total</b>	<b>123,736</b>	<b>-</b>	<b>271,272</b>	<b>8,417,842</b>	<b>8,812,850</b>



**FORM A-1**

**Audit report for fee proposal submitted to  
FEES REGULATING AUTHORITY, Maharashtra**

1. We have examined the balance sheet as on, **31<sup>st</sup> March 2020** and the Income and expenditure account for the period beginning from **1<sup>st</sup> April 2019** to ending on **31<sup>st</sup> March 2020**, attached herewith, of **Maharshi Karve Stree Shikshan Samstha's, Dr Bhanuben Nanavati College of Architecture for Women – B.Arch & M.Arch, BNCA New Campus, Gate No 4, Karvenagar, Pune -411052**
  2. We certify that the balance sheet and the income and expenditure account are in agreement with the books of accounts.
  3. We confirm that the mercantile method of accounting is followed while preparing books of accounts and preparing income and expenditure account and balance sheet of the course as at **31<sup>st</sup> March, 2020**.
  4.
    - A. We have obtained all the information and explanations which, to the best of our knowledge and belief, were necessary for the purpose of the audit.
    - B. In our opinion, proper books of accounts have been kept by the institute so far as appears from our examination of the books.
    - C. In our opinion and to the best of our information and according to the explanations given to us, the said accounts, read with notes thereon, if any, give a true and fair view:-
      - a. In the case of the balance sheet, of the state of the affairs of the course as at 31<sup>st</sup> March 2020.
- And**
- b. In the case of the income and expenditure account of the deficit of the course for the year ended on that date, subject to depreciation as debited to Income & Expenditure account and as required by FRA norms at point no. 10 of FORM NO. A-2.
  5. The statement of particulars required to be furnished to FRA relating to the course for which fees proposal is submitted annexed herewith as Form No.A-2.



6. In our opinion and the best of our information and according to explanations given to us, the particulars given in the said Form No.A-2 are true and correct.

For G. D. Apte & Co.  
Chartered Accountants  
Firm Registration No. 100515W

*Saurabh*

(Saurabh Peshwe)  
Partner  
Mem No.: 121546



UDIN: 20121546AAAAJE2787

Place: Pune.

Date: November 10, 2020.

**FORM NO A-2**

**Forming part of Audit Report under FORM No. A-1**

1. Code of the institution for which the fees proposal is submitted : **AR6261**
2. Name of the Institution: **Maharshi Karve Stree Shikshan samstha's, Dr Bhanuben Nanavati College of Architecture for Women.**
3. Correspondence of Address of the Institution: **BNCA New Campus, Gate No 4, Karvenagar, Pune - 411052.**
4. Location address of the college where the course is carried on: **BNCA New Campus, Gate No 4, Karvenagar, Pune – 411052.**
5. Academic year for which the fees proposal is submitted from **2021 to 2022.**
6. Relevant Financial year **2019-20.**
7. Break of the Annual salary expenditure into :

<b>Total salary as per I &amp; E Account</b>	<b>B. Arch (Rs.)</b>	<b>M.Arch (Rs.)</b>	<b>Total (Rs.)</b>
Teaching salary	5,53,39,563	97,51,738	6,50,91,301
Arrears of Teaching salary for earlier financial years	0	0	0
Non- Teaching salary	1,66,59,910	25,57,720	1,92,17,630
Arrears of Non-Teaching salary for earlier financial years	0	0	0
Visiting and Guest lecture remuneration	1,04,05,981	9,01,350	1,13,07,331

**8. Mode of Payment of Salary**

Teaching salary as mentioned above	5,53,39,563	97,51,738	6,50,91,301
Paid by bank transfer during the year	5,02,12,897	89,09,404	5,91,22,301
Paid by Account payee or cross cheque	0	0	0
Paid in Cash	0	0	0
Provision at the end of the Financial Year(Subsequently paid)	51,26,666	8,42,334	59,69,000

**8.1**

Non-Teaching Salary as mentioned above	1,66,59,910	25,57,720	1,92,17,630
Paid by bank transfer during the year	1,52,30,930	23,41,842	1,75,72,772
Paid by Account payee cross cheque	35,539	0	35,539
Paid in cash	0	0	0



**G. D. Apte & Co.**  
**Chartered Accountants**

Provision at the end of the Financial year(Subsequently paid)	13,93,441	2,15,878	16,09,319
---	-----------	----------	-----------

8.2

Visiting and Guest lecture salary as mentioned above	1,04,05,981	9,01,350	1,13,07,331
Paid by Bank transfer during the year	88,20,910	7,66,350	95,87,260
Paid by Account payee cross cheque	0	0	0
Paid in Cash	27,500	5,500	33,000
Provision at the end of the Financial Year(Subsequently paid)	15,57,571	1,29,500	16,87,071

9. Teaching staff and status of their approval from the University/ Council as up to the end of the related Financial Year.

Total No. of Teaching staff of which salary reflected in the I & E Account for the related financial year	102
Approved Teaching Staff	88
Unapproved Teaching Staff	14

10. Depreciation of computation as per Fees Regulating Authority norms:

Rate of Depreciation for the Financial Year 2019-20

Computer	25%
Books	25%
Plant & Machinery (Definition as per Income Tax Act, 1969)	15%
Furniture & fixtures (Definition as per Income Tax Act, 1969)	15%

Depreciation computation as per FRA

Particulars	Opening Balance	Additions	Deletions/ sales	Depreciation for the year	Closing Balance (WDV)
Computer	71,23,805	2,76,927	1,97,486	17,66,196	54,37,050
Books	28,00,173	6,56,330		8,05,652	26,50,850
Furniture	1,87,71,550	17,33,604		29,45,753	1,75,59,401
Machinery/ Equipment etc.	2,02,48,882	15,69,362		31,81,636	1,86,36,607
<b>Total</b>	<b>4,89,44,409</b>	<b>42,36,223</b>	<b>1,97,486</b>	<b>86,99,237</b>	<b>4,42,83,909</b>



**G. D. Apte & Co.**  
**Chartered Accountants**

11. Capital expenditure and deferred revenue expenditure debited to Income and Expenditure Account

Expenditure head	Nature of Expenditure (mention details)	Amount Rs.
-	-	-

12. Break of the University/Council/Approval Authority Affiliation fee

Amount of Affiliation fee as per I & E account	B. Arch Rs. 2,64,550/- M. Arch Rs. 4,25,550/-
Name of the University/ Council/Approval Authority	Council of Architecture, Savitribai Phule Pune University, All India council for Technical Education.
No. of Years for which the Affiliation fee paid	1 year.
Amount of Prepaid Affiliation fee i.e. fees paid for subsequent financial years	B. Arch Rs. 1,00,000/- M. Arch Rs. 3,00,000/-

13. Sanctioned Strength of the Students by the approving Authority, Please note that the information is required not of the actual no. of students who have taken admission but sanction strength (Please mention branch wise details within the course)

Name of the Course/Branch	Sanctioned no. of sanctioned no. of students for the Academic Year 2019-20	Additional permitted Additional permitted for Academic Year 2020-21	Sanctioned no. of students for Academic Year 2020-21
B. Arch	160	-	160
M.Arch (Landscape)	20	-	20
M.Arch (Environment)	20	-	20
M.Arch (Digital)	20	-	20



Pune Office: GDA House, Plot No. 85, Right Bhusari Colony, Paud Road,  
Pune 411 038. Phone: +91 20 2528 0081 Fax: +91 20 2528 0275 Email: audit@gdaca.com

Head Office: No. 83-87, 8th Floor, Mittal Tower, 'B' Wing, Nariman Point, Mumbai - 400 021  
Phone: +91 22 4922 0555; Fax: +91 22 4922 0505; Email: audit@gdaca.com



## B.N.College of Architecture No.42

Ka.ve Nagar  
Pune 411052

### Receipts and Payments

1-Apr-2019 to 31-Mar-2020

Page 1

Receipts	1-Apr-2019 to 31-Mar-2020	Payments	1-Apr-2019 to 31-Mar-2020
<b>Opening Balance</b>	<b>9,92,554.22</b>	<b>Opening Balance</b>	<b>45.00</b>
Bank Accounts	9,92,007.22	Cash-in-hand	45.00
Axis Bank A/c No.63167	1,11,722.71	Revenue Stamp	45.00
Bank Of Maha A/c No.23472	2,73,071.10	<b>Capital Account</b>	<b>1,94,000.00</b>
Bhagini Bank A/c No.413	1,796.75	Depreciation Fund	1,94,000.00
Bhagini Nivedita CB A/c No.20	3,45,523.85	Depreciation Fund on Own Asset	1,94,000.00
HDFC A/c No.00046	1,04,595.12	<b>Current Liabilities</b>	<b>2,58,02,138.50</b>
SBI CB A/c No.35075	8,638.60	Specific Donation Unutilised-Recurring	1,42,000.00
Syndicate Bank A/c No.15869	70,658.77	<b>Duties &amp; Taxes</b>	<b>63,86,714.00</b>
Syndicate Bank A/c No.16542	76,000.32	GST	984.00
Cash-in-hand	547.00	CGST	492.00
Cash In Hand	547.00	SGST	492.00
<b>Current Liabilities</b>	<b>1,78,29,000.36</b>	TDS	63,85,730.00
Specific Donation Unutilised-Recurring	1,53,245.00	TDS on Contractor	80,663.00
<b>Duties &amp; Taxes</b>	<b>62,86,837.96</b>	TDS on Professional Fees	10,56,790.00
GST	3,392.00	TDS on Salary	52,48,277.00
CGST	1,696.00	<b>Deposits From Students</b>	<b>1,95,500.00</b>
SGST	1,696.00	Caution Money Deposit	20,000.00
<b>TDS</b>	<b>62,83,445.96</b>	Library Deposit	1,75,500.00
TDS on Contractor	82,117.96	<b>Indirect Receipts &amp; Payments</b>	<b>62,05,840.00</b>
TDS on Professional Fees	9,53,051.00	Salary Deductions	62,05,840.00
TDS on Salary	52,48,277.00	Credit Co-Op Society	42,36,647.00
<b>Deposits From Others</b>	<b>24,657.00</b>	Electricity Recovery	1,25,531.00
Security Deposit From Suppliers	24,657.00	House Rent Recovery	92,499.00
<b>Deposits From Students</b>	<b>3,51,500.00</b>	LIC/ Postal RD	1,46,979.00
Caution Money Deposit	87,500.00	Medicclaim	1,13,818.00
Library Deposit	2,64,000.00	Other Deduction	78,074.00
<b>Indirect Receipts &amp; Payments</b>	<b>61,92,999.00</b>	Profession Tax	2,43,750.00
Salary Deductions	61,92,999.00	Provident Fund - Employee's Contri	11,68,542.00
Credit Co-Op Society	42,36,647.00	<b>Other Current Liabilities</b>	<b>96,97,797.00</b>
Electricity Recovery	1,25,531.00	Alumnae Association	71,982.00
House Rent Recovery	92,499.00	Amounts Payable	4,523.00
LIC/ Postal RD	1,45,959.00	Fee Refundable	10,20,344.00
Medicclaim	1,02,583.00	Provision For Expenses	85,55,468.00
Other Deduction	77,774.00	Staff Contingency Fund	6,600.00
Profession Tax	2,43,750.00	Stale Cheque	38,880.00
Provident Fund - Employee's Contri	11,68,256.00	<b>Recurring Grants Unutilised</b>	<b>50,976.00</b>
<b>Other Current Liabilities</b>	<b>17,12,023.15</b>	AICTE Grant-Recurring Unutilised	50,000.00
Alumnae Association	4,772.00	BCUD Grant- Recurring Unutilised	976.00
Amounts Payable	10,015.00	<b>Schoarships &amp; Freeships</b>	<b>19,25,256.50</b>
Fee Refundable	16,48,901.15	Interest on Endowment Scholarship	38,360.00
Staff Contingency Fund	6,600.00	Other Schoarships	14,48,428.50
Stale Cheque	41,735.00	EBC Scholarships	14,38,428.50
		Other Scholarship A/c	10,000.00
<b>Carried Over</b>	<b>1,88,21,554.58</b>	<b>Carried Over</b>	<b>2,59,96,183.50</b>



continued ...

Receipts		1-Apr-2019 to 31-Mar-2020		Payments		1-Apr-2019 to 31-Mar-2020	
Brought Forward		1,88,21,554.53		Brought Forward		2,59,96,183.50	
Schoarships & Freeships	18,72,638.25			Samaj Kalyan Scholarships & Freeships	4,38,468.00		
Other Schoarships	6,82,476.50			Samaj Kalyan ( Excess Amt Received)	4,38,468.00		
EBC Scholarships	6,62,476.50			University / Board Payments	11,98,055.00		
Other Scholarship A/c	20,000.00			Eligibility Fees Payable	1,03,170.00		
Samaj Kalyan Scholarships & Freeships	11,90,161.75			Payable Eligibility Fees -UG	1,03,170.00		
Samaj Kalyan ( Excess Amt Received)	11,90,161.75			Exam Fees Payable	10,94,885.00		
University / Board Payments	12,35,100.00			Payable F.Y.Exam Fees	1,74,690.00		
Eligibility Fees Payable	1,06,750.00			Payable L.Y.Exam Fees	4,50,700.00		
Payable Eligibility Fees -UG	1,06,750.00			Payable S.Y.Exam Fees	2,40,620.00		
Exam Fees Payable	11,28,350.00			Payable T.Y. Exam Fees	2,28,875.00		
Payable F.Y.Exam Fees	1,77,300.00			<b>Fixed Assets</b>		<b>33,16,568.00</b>	
Payable L.Y.Exam Fees	4,73,705.00			Fixed Assets-Grant	26,972.00		
Payable S.Y.Exam Fees	2,41,240.00			Equipment- Grant	26,972.00		
Payable T.Y. Exam Fees	2,36,105.00			Office/ Other Equipments (Grant)	26,972.00		
<b>Fixed Assets</b>		<b>1,94,000.00</b>		Fixed Assets-Own	32,89,596.00		
Fixed Assets-Own	1,94,000.00			Furniture & Fixtures (Own)	12,53,552.00		
Computers-Own	1,94,000.00			Terrace Shed ( Own )	3,30,695.00		
Office / Others Computers (Own)	1,94,000.00			Computers-Own	50,500.00		
<b>Current Assets</b>		<b>1,99,97,932.00</b>		Office / Others Computers (Own)	50,500.00		
Loans & Advances (Asset)	22,33,660.00			Equipment -Own	12,90,457.00		
Advance to Staff	2,18,400.00			Computer Lab Equipments (Own)	1,32,620.00		
Advance for Expenses to Staff	53,900.00			Office/ Other Equipments(Own)	11,57,837.00		
Diwali Advance	1,64,500.00			Library Books -Own	3,64,392.00		
Advance to Supplier	20,15,260.00			Library Books General (Own)	3,64,392.00		
Advance to Supplier	20,15,260.00			<b>Current Assets</b>		<b>61,88,661.52</b>	
Fees Receivable	1,55,20,935.00			Prepaid Expenses	19,30,138.52		
Fees Receivable From Samaj Kalyan	1,47,77,028.00			Loans & Advances (Asset)	22,94,148.00		
FY Fees Receivable From Samaj Kalyan	44,20,776.75			Advance to Staff	1,78,900.00		
IV Fees Receivable From Samaj Kalyan	22,20,801.00			Advance for Expenses to Staff	53,900.00		
LY Fees Receivable From Samaj Kalyan	20,81,481.00			Diwali Advance	1,25,000.00		
SY Fees Receivable From Samaj Kalyan	32,17,939.00			Advance to Supplier	21,15,248.00		
TY Fees Receivable From Samaj Kalyan	28,36,030.25			Advance to Supplier	21,15,248.00		
Fees Receivable From Students	7,43,907.00			Other Current Assets	3,94,386.00		
IV Fees Receivable From Student	3,07,228.00			Amounts Receivable	3,94,386.00		
LY Fees Receivable From Students	1,49,634.00			University/ Board Exam Exps Receivable	15,69,989.00		
SY Fees Receivable From Students	1,14,831.00			Univ. Exam Exp. Receivable: 1st Term Current Yr	2,27,863.00		
TY Fees Receivable From Students	1,72,214.00			Univ. Exam Exp. Receivable: 2nd Term Current Yr	13,42,126.00		
Other Current Assets	2,96,259.00			<b>Branch / Divisions</b>		<b>7,34,49,390.32</b>	
Amounts Receivable	2,96,259.00			BNCA Consultancy Cell	19,415.00		
University/ Board Exam Exps Receivable	19,47,078.00			B.N.College of Architecture, CAID No.43	1,10,513.00		
Univ. Exam Exp. Receivable: 1st Term Current Yr	3,85,393.00			B.N.College of Architecture, MArch No.135	24,05,591.32		
Univ. Exam Exp. Receivable: 2nd Term Current Yr	15,61,685.00			M.K.S.S.S.	7,09,13,871.00		
<b>Branch / Divisions</b>		<b>10,43,05,528.64</b>		<b>Carried Over</b>		<b>10,89,50,803.34</b>	
B.N.College of Architecture, CAID No.43	1,17,884.00						
B.N.College of Architecture, MArch No.135	21,19,144.64						
M.K.S.S.S.	10,20,68,500.00						
<b>Carried Over</b>		<b>14,33,19,015.22</b>		<b>Carried Over</b>		<b>10,89,50,803.34</b>	

Carried Over



continued ...

Receipts		1-Apr-2019 to 31-Mar-2020	Payments		1-Apr-2019 to 31-Mar-2020
Brought Forward		14,33,19,015.22	Brought Forward		10,89,50,803.34
<b>Direct Incomes</b>		<b>9,33,34,175.55</b>	<b>Direct Incomes</b>		<b>8,86,612.00</b>
Fees	9,33,34,175.55		Fees	8,86,612.00	
FY Fees	2,39,80,889.00		FY Fees	7,64,408.00	
<i>F.Y. Development Fund</i>	25,04,700.00		<i>F.Y. Development Fund</i>	60,720.00	
<i>F.Y. Tuition Fees</i>	2,13,81,558.00		<i>F.Y. Tuition Fees</i>	6,68,690.00	
<i>F.Y. University Fee</i>	94,631.00		<i>F.Y. University Fee</i>	34,998.00	
IV YR. B'rch Fees	1,71,00,198.30		IV YR. B'rch Fees	28,662.00	
<i>IV.Y. Development Fund (B'rch)</i>	16,95,435.00		<i>IV.Y. University Fee (B'rch)</i>	28,662.00	
<i>IV.Y. Tuition Fee (B'rch)</i>	1,53,15,602.30		LY Fees	26,440.00	
<i>IV.Y. University Fee (B'rch)</i>	89,161.00		<i>L.Y. University Fee</i>	26,440.00	
LY Fees	1,50,73,549.00		SY Fees	40,116.00	
<i>L.Y. Development Fund</i>	15,26,324.00		<i>S.Y. Development Fund</i>	12,091.00	
<i>L.Y. Tuition Fees</i>	1,34,68,457.00		<i>S.Y. University Fee</i>	28,025.00	
<i>L.Y. University Fee</i>	78,768.00		TY Fees	26,986.00	
SY Fees	1,93,72,303.75		<i>T.Y. University Fee</i>	26,986.00	
<i>S.Y. Development Fund</i>	19,68,841.00		<b>Direct Expenses</b>	<b>9,27,28,065.50</b>	
<i>S.Y. Tuition Fees</i>	1,73,17,583.75		Educational Expenses	1,34,41,349.50	
<i>S.Y. University Fee</i>	85,879.00		Departmental Expenses	5,25,987.00	
TY Fees	1,78,07,235.50		<i>Exam Expenses</i>	3,837.00	
<i>T.Y. Development Fund</i>	17,55,638.00		<i>Library Expenses</i>	27,222.00	
<i>T.Y. Tuition Fees</i>	1,59,66,265.50		<i>Workshop Expenses</i>	4,94,928.00	
<i>T.Y. University Fee</i>	85,332.00		Direct Expenses For Students	39,83,647.50	
<b>Direct Expenses</b>	<b>59,733.50</b>		<i>Admission Processing Fee Expenses</i>	52,000.00	
Educational Expenses	20,240.50		<i>Educational Tours Expenses</i>	2,73,448.50	
Direct Expenses For Students	800.50		<i>Education Fair Expenses</i>	11,52,000.00	
<i>Educational Tours Expenses</i>	0.50		<i>Gathering Expenses</i>	10,17,922.00	
<i>Sports Expenses</i>	800.00		<i>Medical Charges Paid</i>	14,490.00	
Professional Charges	19,440.00		<i>Sports Expenses</i>	33,787.00	
<i>Professional Charges of Visiting Faculty</i>	19,440.00		<i>Student Activity Expenses</i>	4,80,000.00	
Salaries & Wages	39,493.00		<i>Student Facility Expenses</i>	9,60,000.00	
<i>Non Teaching Admin Salary</i>	14,144.00		Professional Charges	88,79,415.00	
<i>Non Teaching Admin Salary</i>	14,144.00		<i>Honorarium Paid</i>	70,000.00	
<i>Teaching Salary</i>	25,349.00		<i>Professional Charges of Visiting Faculty</i>	88,09,415.00	
<i>Teaching Salary</i>	25,349.00		University / Board Related	52,300.00	
<b>Indirect Incomes</b>	<b>1,97,245.77</b>		<i>Affiliation Fee Paid</i>	40,300.00	
Other Income	1,97,245.77		<i>University Committee Expenses</i>	12,000.00	
<i>Admission Cancellation Charged Received</i>	1,696.00		Other Direct Expenses	9,072.00	
<i>Bank Interest Received</i>	1,28,578.46		<i>Advertisment Expenses</i>	9,072.00	
<i>Misc. Receipts</i>	66,960.00		Salaries & Wages	7,92,77,644.00	
<i>Rounding Off A/c</i>	11.31		<i>Contribution to Retirement Benefits</i>	86,00,690.00	
<b>Indirect Expenses</b>	<b>3,44,067.31</b>		<i>Encashment of Leave Paid</i>	4,58,581.00	
Loss/Profit on Assets Sold/Written Off	20.00		<i>Gratuity Contribution Paid</i>	26,69,644.00	
Prior Period Adjustments A/c	35,063.00		<i>Mediclaime Policy</i>	4,00,764.00	
Establishment Expenses	3,08,984.31		<i>P.F. Administration Charges</i>	49,302.00	
<i>Office Expenses</i>	2,54,146.18		<i>P.F. Administrative Charges</i>	2,306.00	
<i>Insurance Expenses</i>	1,45,950.00		<i>P.F. EDLI Contribution</i>	49,301.00	
Carried Over	23,72,54,237.35		Carried Over	20,25,65,480.84	



continued ...

Receipts		Payments	
1-Apr-2019 to 31-Mar-2020		1-Apr-2019 to 31-Mar-2020	
<b>Brought Forward</b>	<b>23,72,54,237.35</b>	<b>Brought Forward</b>	<b>20,25,65,480.84</b>
<i>Seminar Expenses</i>	65,000.00	<i>Provident Fund - Employer's Contribution</i>	11,66,476.00
<i>Subscription for Journal</i>	6,628.00	<i>Staff Improvement/ Welfare Expenses</i>	3,46,188.00
<i>Vision Mission Expenses</i>	36,568.00	<b>Non Teaching Admin Salary</b>	1,52,96,146.00
<i>Website Development Expenses</i>	0.18	<i>Non Teaching Admin Salary</i>	1,52,96,146.00
<b>Printing &amp; Stationery</b>	0.72	<b>Teaching Salary</b>	5,02,38,246.00
<i>Printing Expenses</i>	0.72	<i>Teaching Salary</i>	5,02,38,246.00
<b>Repairs &amp; Maintenance</b>	54,202.41	<b>Indirect Incomes</b>	<b>9,614.00</b>
<i>R &amp; M - Building</i>	1.26	<b>Other Income</b>	9,614.00
<i>R &amp; M - Computer</i>	54,200.00	<i>Misc. Receipts</i>	9,614.00
<i>R &amp; M - Electrical</i>	1.15	<b>Indirect Expenses</b>	<b>3,34,61,236.98</b>
<b>Travelling &amp; Conveyance</b>	635.00	<i>Prior Period Adjustments A/c</i>	13,011.00
<i>Travelling Expenses</i>	635.00	<b>Establishment Expenses</b>	3,34,48,225.98
		<b>Office Expenses</b>	2,47,31,954.40
		<i>Bank Charges</i>	23,152.15
		<i>Courier Expenses</i>	9,384.00
		<i>Electricity Expenses</i>	24,68,606.00
		<i>Entertainment Expenses</i>	2,53,705.00
		<i>Function Expenses</i>	36,970.00
		<i>Ground Mainienance Expenses</i>	9,60,000.00
		<i>Houses Keeping Expenses</i>	11,24,580.36
		<i>Infrastructure Facility Expenses</i>	1,22,70,000.00
		<i>Insurance Expenses</i>	2,34,558.00
		<i>Internet Expenses</i>	6,92,707.00
		<i>News Papers &amp; Penodicals Expenses</i>	19,826.00
		<i>Office Expenses</i>	93,068.00
		<i>Postage Expenses</i>	593.00
		<i>Professional Charges Paid</i>	25,000.00
		<i>Professional Membership Expenses</i>	2,180.00
		<i>Rates/Taxes/Cesses Paid</i>	11,33,655.00
		<i>Sanitation Expenses</i>	10,15,920.00
		<i>Security Expenses</i>	16,94,959.31
		<i>Seminar Expenses</i>	5,76,965.00
		<i>Software Expenses</i>	11,22,089.00
		<i>Subscription for Journal</i>	3,38,766.00
		<i>Telephone Expenses</i>	22,800.00
		<i>Vision Mission Expenses</i>	63,303.00
		<i>Wastage Management Expenses</i>	4,80,000.00
		<i>Website Development Expenses</i>	69,167.58
		<b>Printing &amp; Stationery</b>	9,17,569.72
		<i>Binding Expenses</i>	903.00
		<i>Printing Expenses</i>	6,61,861.72
		<i>Stationary Expenses</i>	2,14,171.00
		<i>Xeroxing Expenses</i>	40,634.00
		<b>Repairs &amp; Maintenance</b>	76,83,860.86
		<i>Equipment AMC Expenses</i>	99,924.00
		<i>R &amp; M - Building</i>	28,43,264.71
<b>Carried Over</b>	<b>23,72,54,237.35</b>	<b>Carried Over</b>	<b>23,60,36,331.82</b>



continued ...

Receipts	1-Apr-2019 to 31-Mar-2020	Payments	1-Apr-2019 to 31-Mar-2020
Brought Forward	23,72,54,237.35	Brought Forward	23,60,36,331.82
		R & M - Computer	3,61,073.00
		R & M - Electrical	10,89,341.15
		R & M - Equipment	1,54,197.00
		R & M - Furniture & Fixture	12,25,205.00
		R & M - Others	18,03,425.00
		Software AMC Expenses	1,07,431.00
		Travelling & Conveyance	1,14,841.00
		Conveyance Expenses	45,892.00
		Travelling Expenses	68,949.00
		<b>Closing Balance</b>	<b>12,17,905.53</b>
		Bank Accounts	12,06,398.53
		Axis Bank A/c No.63167	3,09,617.55
		Bank Of Maha A/c No.23472	1,12,839.18
		HDFC A/c No.00046	1,77,587.00
		SBI CB A/c No.35075	8,033.60
		Syndicate Bank A/c No.15869	5,86,169.99
		Syndicate Bank A/c No.16542	12,151.21
		Cash-in-hand	11,507.00
		Cash In Hand	11,115.00
		Revenue Stamp	392.00
<b>Total</b>	<b>23,72,54,237.35</b>	<b>Total</b>	<b>23,72,54,237.35</b>



Principal

MKSSS's Dr. Bhanuben Nanavati  
College of Architecture For Women  
Karvenagar, Pune - 411 052



For G. D. Apte & Co.  
Chartered Accountants  
Firm Reg. No. 100515W

  
S. S. Peshwe  
Partner  
Membership No. 121546



FRA

**B.N.College of Architecture No.42**Karve Nagar  
Pune 411052**Balance Sheet**

1-Apr-2019 to 31-Mar-2020

<b>Liabilities</b>		as at 31-Mar-2020	<b>Assets</b>		as at 31-Mar-2020
<b>Capital Account</b>		<b>7,00,18,903.76</b>	<b>Fixed Assets</b>		<b>10,25,27,972.04</b>
Depreciation Fund	6,81,26,388.65		Fixed Assets-DIK	31,72,969.00	
Non Current Liabilities	18,92,515.11		Fixed Assets-Grant	8,11,472.00	
<b>Loans (Liability)</b>			Fixed Assets-Own	9,37,60,119.54	
			Fixed Assets-SD	47,83,411.50	
<b>Current Liabilities</b>		<b>1,63,04,367.17</b>	<b>Current Assets</b>		<b>2,93,32,812.99</b>
Duties & Taxes	4,87,979.00		Deposits (Asset)	17,93,296.00	
Deposits From Others	6,90,197.00		Loans & Advances (Asset)	1,55,613.00	
Deposits From Students	25,77,000.00		Cash-in-hand	11,507.00	
Indirect Receipts & Payments	4,52,833.00		Bank Accounts	12,06,398.53	
Non Recurring Grants Unutilised	217.00		Fees Receivable	2,33,26,416.50	
Other Current Liabilities	1,10,26,616.42		Other Current Assets	2,85,766.00	
Recurring Grants Unutilised	51,648.00		University/ Board Exam Exps Receivable	2,23,201.50	
Schoarships & Freshships	7,75,045.75		Prepaid Expenses	23,30,614.46	
University / Board Payments	12,825.00				
Specific Donation Unutilised-Recurring	2,30,006.00		<b>Excess of expenditure over income</b>		<b>16,06,74,848.01</b>
<b>Branch / Divisions</b>		<b>20,62,12,362.11</b>	Opening Balance	12,58,62,346.09	
BNCA Consultancy Cell	(-)2,97,744.00		Current Period	3,48,12,501.92	
B.N.College of Architecture, CAID No.43	7,371.00				
B.N.College of Architecture, MArch No.135	(-)1,02,90,073.72				
M.K.S.S.S.	21,67,92,808.83				
<b>Total</b>		<b>29,25,35,633.04</b>	<b>Total</b>		<b>29,25,35,633.04</b>


**Principal**MKSSS's Dr. Bhanuben Nanavati  
College of Architecture For Women  
Karvenagar, Pune - 411 052For G. D. Apte & Co.  
Chartered Accountants  
Firm Reg. No. 100515W

  
S. S. Peshwe  
Partner  
Membership No. 121546

UDIN - 20121546 AAAA 4Y 2188.

23 SEP 2020

Date : pune

**B.N.College of Architecture No.42**Karve Nagar  
Pune 411052**Income and Expenditure Statement**

1-Apr-2019 to 31-Mar-2020

Particulars	1-Apr-2019 to 31-Mar-2020	Particulars	1-Apr-2019 to 31-Mar-2020
<b>Direct Expenses</b>	<b>10,07,98,612.00</b>	<b>Direct Incomes</b>	<b>10,86,78,715.80</b>
Educational Expenses	1,51,84,568.00	Fees	10,86,78,715.80
Other Direct Expenses	8,338.00	<b>Indirect Incomes</b>	<b>1,98,055.73</b>
Salaries & Wages	8,56,05,706.00	Other Income	1,98,055.73
<b>Indirect Expenses</b>	<b>4,28,90,661.45</b>	Excess of expenditure over income	<b>3,48,12,501.92</b>
Establishment Expenses	3,55,39,633.27		
Depreciation Account	74,05,063.00		
Loss/Profit on Assets Sold/Written Off	(-)21.00		
Prior Period Adjustments A/c	(-)54,013.82		
<b>Total</b>	<b>14,36,89,273.45</b>	<b>Total</b>	<b>14,36,89,273.45</b>



Principal

MKSS's Dr. Bhanuben Nanavati  
College of Architecture For Women  
Karvenagar, Pune - 411 052For G. D. Apte & Co.  
Chartered Accountants  
Firm Reg. No. 10051/W  
S. S. Peshwe  
Partner  
Membership No. 121546

UDIN - 20121546AAAA472187

23 SEP 2020

Place - Pune

**B.N.College of Architecture No.42**

Karve Nagar  
Pune 411052

**Fixed Assets**

Group Summary

1-Apr-2019 to 31-Mar-2020

	Opening Balance	Transactions		Closing Balance
		Debit	Credit	
<b>Fixed Assets-DIK</b>	<b>31,00,010.00 Dr</b>	<b>72,959.00</b>		<b>31,72,969.00 Dr</b>
Computer-DIK	11,92,482.00 Dr			11,92,482.00 Dr
Office / Other Computers (DIK)	11,92,482.00 Dr			11,92,482.00 Dr
Equipment - DIK	11,82,249.00 Dr	28,001.00		12,10,250.00 Dr
Office/ Other Equipments (DIK)	11,82,249.00 Dr	28,001.00		12,10,250.00 Dr
Library Books -DIK	5,86,855.00 Dr	44,958.00		6,31,813.00 Dr
Library Books General (DIK)	5,46,895.00 Dr	44,958.00		5,91,853.00 Dr
Library C.D. (DIK)	39,960.00 Dr			39,960.00 Dr
Furniture & Fixtures -(DIK)	1,38,424.00 Dr			1,38,424.00 Dr
<b>Fixed Assets-Grant</b>	<b>8,11,472.00 Dr</b>	<b>26,972.00</b>	<b>26,972.00</b>	<b>8,11,472.00 Dr</b>
Computers- Grant	1,33,408.00 Dr			1,33,408.00 Dr
Computer Lab Computers (Grant)	1,00,000.00 Dr			1,00,000.00 Dr
Office / Other Computers (Grant)	33,408.00 Dr			33,408.00 Dr
Equipment- Grant	3,48,595.00 Dr	26,972.00	26,972.00	3,48,595.00 Dr
Computer Lab Equipments (Grant)	22,592.00 Dr			22,592.00 Dr
Office/ Other Equipments (Grant)	3,26,003.00 Dr	26,972.00	26,972.00	3,26,003.00 Dr
Library Books - Grant	3,29,469.00 Dr			3,29,469.00 Dr
Library Books General (Grant)	3,29,469.00 Dr			3,29,469.00 Dr
<b>Fixed Assets-Own</b>	<b>9,02,71,891.94 Dr</b>	<b>36,85,713.60</b>	<b>1,97,486.00</b>	<b>9,37,60,119.54 Dr</b>
Computers-Own	3,00,71,580.60 Dr	2,57,277.00	1,97,486.00	3,01,31,371.60 Dr
Computer Lab Computers (Own)	35,21,392.00 Dr			35,21,392.00 Dr
Office / Others Computers (Own)	2,65,50,188.60 Dr	2,57,277.00	1,97,486.00	2,66,09,979.60 Dr
Equipment -Own	1,91,85,807.05 Dr	13,17,429.00		2,05,03,236.05 Dr
Civil Lab Equipments (Own)	2,11,378.00 Dr			2,11,378.00 Dr
Computer Lab Equipments (Own)	44,61,790.00 Dr	1,32,620.00		45,94,410.00 Dr
Electrical Lab Equipments (Own)	1,40,222.00 Dr			1,40,222.00 Dr
Office/ Other Equipments(Own)	1,43,72,417.05 Dr	11,84,809.00		1,55,57,226.05 Dr
Library Books -Own	95,02,701.24 Dr	3,94,632.00		98,97,333.24 Dr
Library Books General (Own)	76,83,306.24 Dr	3,94,632.00		80,77,938.24 Dr
Library Books -P.G. Course (Own)	17,69,348.00 Dr			17,69,348.00 Dr
Library C.D. (Own)	50,047.00 Dr			50,047.00 Dr
Furniture & Fixtures (Own)	3,11,70,920.05 Dr	13,85,680.60		3,25,56,600.65 Dr
Terrace Shed ( Own )	3,40,883.00 Dr	3,30,695.00		6,71,578.00 Dr
<b>Fixed Assets-SD</b>	<b>47,83,411.50 Dr</b>			<b>47,83,411.50 Dr</b>
Computers-Specific Donation	21,52,859.00 Dr			21,52,859.00 Dr
Office / Other Computers (SD)	21,52,859.00 Dr			21,52,859.00 Dr
<b>Carried Over</b>	<b>9,89,66,785.44 Dr</b>	<b>37,85,644.60</b>	<b>2,24,458.00</b>	<b>10,25,27,972.04 Dr</b>



*[Handwritten Signature]*



continued ...



**B.N.College of Architecture No.42**

Fixed Assets Group Summary : 1-Apr-2019 to 31-Mar-2020

	Opening Balance	Transactions		Closing Balance
		Debit	Credit	
<b>Brought Forward</b>	<b>9,89,66,785.44 Dr</b>	<b>37,85,644.60</b>	<b>2,24,458.00</b>	<b>10,25,27,972.04 Dr</b>
Equipment -Specific Donation	18,67,809.00 Dr			18,67,809.00 Dr
<i>Computer Lab Equipments (SD)</i>	3,15,579.00 Dr			3,15,579.00 Dr
<i>Office/ Other Equipments (SD)</i>	15,52,230.00 Dr			15,52,230.00 Dr
Library Books -Specific Donation	1,78,280.00 Dr			1,78,280.00 Dr
<i>Library Books General (SD)</i>	1,57,907.00 Dr			1,57,907.00 Dr
<i>Library Books -P.G. Course (SD)</i>	20,373.00 Dr			20,373.00 Dr
<i>Furniture &amp; Fixtures - (SD)</i>	5,84,463.50 Dr			5,84,463.50 Dr
<b>Grand Total</b>	<b>9,89,66,785.44 Dr</b>	<b>37,85,644.60</b>	<b>2,24,458.00</b>	<b>10,25,27,972.04 Dr</b>



## B.N.College of Architecture No.42


Karve Nagar  
Pune 411052

### Current Assets

Group Summary

1-Apr-2019 to 31-Mar-2020

	Opening Balance	Transactions		Closing Balance
		Debit	Credit	
<b>Deposits (Asset)</b>	<b>17,93,319.60 Dr</b>		<b>23.60</b>	<b>17,93,296.00 Dr</b>
Deposits- Electricity	18,370.00 Dr			18,370.00 Dr
Deposits- Telephone	4,926.00 Dr			4,926.00 Dr
Deposits To Others	17,70,023.60 Dr		23.60	17,70,000.00 Dr
<b>Loans &amp; Advances (Asset)</b>	<b>1,08,125.00 Dr</b>	<b>22,97,398.00</b>	<b>22,49,910.00</b>	<b>1,55,613.00 Dr</b>
Advance to Staff	1,08,125.00 Dr	1,82,150.00	2,34,650.00	55,625.00 Dr
Advance for Expenses to Staff		53,900.00	53,900.00	
Diwali Advance	1,08,125.00 Dr	1,28,250.00	1,80,750.00	55,625.00 Dr
Advance to Supplier		21,15,248.00	20,15,260.00	99,988.00 Dr
Advance to Supplier		21,15,248.00	20,15,260.00	99,988.00 Dr
<b>Cash-in-hand</b>	<b>502.00 Dr</b>	<b>3,51,287.00</b>	<b>3,40,282.00</b>	<b>11,507.00 Dr</b>
Cash In Hand	547.00 Dr	3,49,666.00	3,39,098.00	11,115.00 Dr
Revenue Stamp	45.00 Cr	1,621.00	1,184.00	392.00 Dr
<b>Bank Accounts</b>	<b>9,92,007.22 Dr</b>	<b>23,09,06,746.05</b>	<b>23,06,92,354.74</b>	<b>12,06,398.53 Dr</b>
Axis Bank A/c No.63167	1,11,722.71 Dr	7,51,95,167.64	7,49,97,272.80	3,09,617.55 Dr
Bank Of Maha A/c No.23472	2,73,071.10 Dr	1,78,18,550.00	1,79,78,781.92	1,12,839.18 Dr
Bhagini Bank A/c No.413	1,796.75 Dr		1,796.75	
Bhagini Nivedita CB A/c No.20	3,45,523.85 Dr	2,46,43,169.00	2,49,88,692.85	
HDFC A/c No.00046	1,04,595.12 Dr	8,72,56,475.20	8,71,83,483.32	1,77,587.00 Dr
SBI CB A/c No.35075	8,638.60 Dr	5,000.00	5,605.00	8,033.60 Dr
Syndicate Bank A/c No.15869	70,658.77 Dr	2,59,87,233.32	2,54,71,722.10	5,86,169.99 Dr
Syndicate Bank A/c No.16542	76,000.32 Dr	1,150.89	65,000.00	12,151.21 Dr
<b>Fees Receivable</b>	<b>2,30,37,294.50 Dr</b>	<b>4,79,41,698.75</b>	<b>4,76,52,576.75</b>	<b>2,33,26,416.50 Dr</b>
Fees Receivable From Samaj Kalyan	2,15,59,817.50 Dr	3,82,01,158.75	3,81,33,916.75	2,16,27,059.50 Dr
FY Fees Receivable From Samaj Kalyan	81,08,558.75 Dr	1,20,96,990.25	1,18,69,743.75	83,35,805.25 Dr
IV Fees Receivable From Samaj Kalyan	29,90,318.75 Dr	60,84,656.50	58,24,387.25	32,50,588.00 Dr
LY Fees Receivable From Samaj Kalyan	24,47,910.00 Dr	55,07,720.00	55,09,588.00	24,46,042.00 Dr
SY Fees Receivable From Samaj Kalyan	46,63,364.50 Dr	80,40,125.25	83,00,358.00	44,03,131.75 Dr
TY Fees Receivable From Samaj Kalyan	33,49,665.50 Dr	64,71,666.75	66,29,839.75	31,91,492.50 Dr
Fees Receivable From Students	14,77,477.00 Dr	97,40,540.00	95,18,660.00	16,99,357.00 Dr
FY Fees Receivable From Students	1,11,467.00 Dr	547.00	547.00	1,11,467.00 Dr
IV Fees Receivable From Student	3,31,193.00 Dr	16,53,432.00	17,85,665.00	1,98,960.00 Dr
LY Fees Receivable From Students	3,88,361.00 Dr	50,30,563.00	46,28,263.00	7,90,661.00 Dr
SY Fees Receivable From Students	2,64,505.00 Dr	11,43,199.00	11,77,983.00	2,29,721.00 Dr
TY Fees Receivable From Students	3,81,951.00 Dr	19,12,799.00	19,26,202.00	3,68,548.00 Dr
<b>Other Current Assets</b>	<b>73,234.00 Dr</b>	<b>5,51,022.00</b>	<b>3,38,490.00</b>	<b>2,85,766.00 Dr</b>
Amounts Receivable	73,234.00 Dr	5,51,022.00	3,38,490.00	2,85,766.00 Dr
<b>University/ Board Exam Exps Receivable</b>	<b>2,10,518.50 Dr</b>	<b>30,82,207.00</b>	<b>30,69,524.00</b>	<b>2,23,201.50 Dr</b>
Univ. Exam Exp. Receivable: 1st Term Current Yr	2,10,518.50 Dr	3,70,441.00	3,85,393.00	1,95,566.50 Dr
Univ. Exam Exp. Receivable: 2nd Term Current Yr		27,11,766.00	26,84,131.00	27,635.00 Dr
Prepaid Expenses	16,16,359.54 Dr	32,36,497.52	25,22,242.60	23,30,614.46 Dr
<b>Grand Total</b>	<b>2,78,31,360.36 Dr</b>	<b>28,83,66,856.32</b>	<b>28,68,65,403.69</b>	<b>2,93,32,812.99 Dr</b>



*[Handwritten Signature]*



**B.N.College of Architecture No.42**Karve Nagar  
Pune 411052**Capital Account**

Group Summary

1-Apr-2019 to 31-Mar-2020

	Opening Balance	Transactions		Closing Balance
		Debit	Credit	
<b>Depreciation Fund</b>	<b>6,05,15,682.47 Cr</b>	<b>38,17,826.50</b>	<b>1,14,28,532.68</b>	<b>6,81,26,388.65 Cr</b>
<i>Depreciation Fund on DIK</i>	22,76,685.45 Cr	1,48,760.00	2,65,729.00	23,93,654.45 Cr
<i>Depreciation Fund on Govt. Grant</i>	6,49,000.90 Cr	22,602.00	65,109.00	6,91,507.90 Cr
<i>Depreciation Fund on Own Asset</i>	5,39,33,958.04 Cr	35,51,925.50	1,08,14,076.68	6,11,96,109.22 Cr
<i>Depreciation Fund on Vikas Nidhi</i>	54,941.00 Cr			54,941.00 Cr
<i>Depreciation Fund Specific Donation</i>	36,01,097.08 Cr	94,539.00	2,83,618.00	37,90,176.08 Cr
<b>Non Current Liabilities</b>	<b>21,68,111.11 Cr</b>	<b>6,41,428.00</b>	<b>3,65,832.00</b>	<b>18,92,515.11 Cr</b>
<i>Non Recurring DIK Utilised</i>	8,23,324.55 Cr	2,65,729.00	2,21,719.00	7,79,314.55 Cr
<i>Non Recurring Grants Utilised</i>	1,62,471.60 Cr	92,081.00	49,574.00	1,19,964.60 Cr
<i>Non Recurring Specific Donation Utilised</i>	11,82,314.96 Cr	2,83,618.00	94,539.00	9,93,235.96 Cr
<b>Grand Total</b>	<b>6,26,83,793.58 Cr</b>	<b>44,59,254.50</b>	<b>1,17,94,364.68</b>	<b>7,00,18,903.76 Cr</b>



**B.N.College of Architecture No.42**

Karve Nagar

Pune 411052

**Current Liabilities**

Group Summary

1-Apr-2019 to 31-Mar-2020

	Opening Balance	Transactions		Closing Balance
		Debit	Credit	
<b>Duties &amp; Taxes</b>	<b>2,77,978.00 Cr</b>	<b>69,15,451.36</b>	<b>71,25,452.36</b>	<b>4,87,979.00 Cr</b>
GST	2,426.00 Cr	10,472.00	8,046.00	
CGST	1,213.00 Cr	5,236.00	4,023.00	
SGST	1,213.00 Cr	5,236.00	4,023.00	
TDS	2,75,552.00 Cr	69,04,979.36	71,17,406.36	4,87,979.00 Cr
TDS on Contractor	16,957.00 Cr	1,08,577.36	1,15,409.36	23,789.00 Cr
TDS on Professional Fees	2,58,595.00 Cr	11,72,625.00	12,80,186.00	3,66,156.00 Cr
TDS on Salary		56,23,777.00	57,21,811.00	98,034.00 Cr
<b>Deposits From Others</b>	<b>6,65,540.00 Cr</b>		<b>24,657.00</b>	<b>6,90,197.00 Cr</b>
Security Deposit From Suppliers	6,65,540.00 Cr		24,657.00	6,90,197.00 Cr
<b>Deposits From Students</b>	<b>24,19,000.00 Cr</b>	<b>1,95,500.00</b>	<b>3,53,500.00</b>	<b>25,77,000.00 Cr</b>
Caution Money Deposit	5,69,000.00 Cr	20,000.00	88,000.00	6,37,000.00 Cr
Library Deposit	18,50,000.00 Cr	1,75,500.00	2,65,500.00	19,40,000.00 Cr
<b>Indirect Receipts &amp; Payments</b>	<b>841.00 Cr</b>	<b>68,17,306.00</b>	<b>72,69,298.00</b>	<b>4,52,833.00 Cr</b>
Salary Deductions	841.00 Cr	68,17,306.00	72,69,298.00	4,52,833.00 Cr
Credit Co-Op Society		45,81,089.00	49,79,165.00	3,98,076.00 Cr
Electricity Recovery		1,35,798.00	1,45,358.00	9,560.00 Cr
House Rent Recovery		1,00,908.00	1,09,317.00	8,409.00 Cr
LIC/ Postal RD		1,60,506.00	1,74,141.00	13,635.00 Cr
Mediclaime		1,13,818.00	1,13,818.00	
Other Deduction	841.00 Cr	78,074.00	78,186.00	953.00 Cr
Profession Tax		2,66,750.00	2,88,950.00	22,200.00 Cr
Provident Fund - Employee's Contri		13,80,363.00	13,80,363.00	
<b>Non Recurring Grants Unutilised</b>	<b>217.00 Cr</b>	<b>26,972.00</b>	<b>26,972.00</b>	<b>217.00 Cr</b>
BCUD Grant-Non Recurring Unutilised	217.00 Cr	26,972.00	26,972.00	217.00 Cr
<b>Other Current Liabilities</b>	<b>1,01,54,666.52 Cr</b>	<b>1,73,57,013.64</b>	<b>1,82,28,963.54</b>	<b>1,10,26,616.42 Cr</b>
Alumnae Association	92,395.77 Cr	71,982.00	4,772.00	25,185.77 Cr
Amounts Payable	3,735.00 Cr	4,523.00	49,225.00	48,437.00 Cr
Fee Refundable	14,48,391.75 Cr	12,11,616.00	17,41,821.90	19,78,597.65 Cr
Provision For Expenses	86,05,738.00 Cr	1,60,18,396.64	1,63,83,619.64	89,70,961.00 Cr
Staff Contingency Fund		7,210.00	7,790.00	580.00 Cr
Stale Cheque	4,406.00 Cr	43,286.00	41,735.00	2,855.00 Cr
<b>Recurring Grants Unutilised</b>	<b>1,06,110.00 Cr</b>	<b>54,462.00</b>		<b>51,648.00 Cr</b>
AICTE Grant-Recurring Unutilised	50,000.00 Cr	50,000.00		
BCUD Grant- Recurring Unutilised	56,110.00 Cr	4,462.00		51,648.00 Cr
<b>Schoarships &amp; Freeships</b>	<b>9,41,235.00 Cr</b>	<b>1,60,43,859.75</b>	<b>1,58,77,670.50</b>	<b>7,75,045.75 Cr</b>
Other Schoarships	1,74,886.50 Cr	15,49,110.25	17,08,182.50	3,33,958.75 Cr
EBC Scholarships	1,74,886.50 Cr	15,29,110.25	16,88,182.50	3,33,958.75 Cr
Other Scholarship A/c		20,000.00	20,000.00	
<b>Carried Over</b>	<b>1,45,65,587.52 Cr</b>	<b>4,74,10,564.75</b>	<b>4,89,06,513.40</b>	<b>1,60,61,536.17 Cr</b>

continued ...



*[Handwritten Signature]*



**B.N.College of Architecture No.42**

Current Liabilities Group Summary : 1-Apr-2019 to 31-Mar-2020

	Opening Balance	Transactions		Closing Balance
		Debit	Credit	
<b>Brought Forward</b>	<b>1,45,65,587.52 Cr</b>	<b>4,74,10,564.75</b>	<b>4,89,06,513.40</b>	<b>1,60,61,536.17 Cr</b>
Samaj Kalyan Scholarships & Freeships	7,66,348.50 Cr	1,44,42,389.50	1,41,17,128.00	4,41,087.00 Cr
<i>Samaj Kalyan ( Excess Amt Received)</i>	7,66,348.50 Cr	1,44,42,389.50	1,41,17,128.00	4,41,087.00 Cr
<i>Interest on Endowment Scholarship</i>		52,360.00	52,360.00	
<b>University / Board Payments</b>		<b>23,32,740.00</b>	<b>23,45,565.00</b>	<b>12,825.00 Cr</b>
Eligibility Fees Payable		1,05,100.00	1,06,750.00	1,650.00 Cr
<i>Payable Eligibility Fees -UG</i>		1,05,100.00	1,06,750.00	1,650.00 Cr
Exam Fees Payable		22,27,640.00	22,38,815.00	11,175.00 Cr
<i>Payable F.Y.Exam Fees</i>		4,03,560.00	4,03,560.00	
<i>Payable L.Y.Exam Fees</i>		8,52,690.00	8,63,865.00	11,175.00 Cr
<i>Payable S.Y.Exam Fees</i>		4,88,515.00	4,88,515.00	
<i>Payable T.Y. Exam Fees</i>		4,82,875.00	4,82,875.00	
Specific Donation Unutilised-Recurring	2,19,097.00 Cr	6,26,500.00	6,37,409.00	2,30,006.00 Cr
<b>Grand Total</b>	<b>1,47,84,684.52 Cr</b>	<b>5,03,69,804.75</b>	<b>5,18,89,487.40</b>	<b>1,63,04,367.17 Cr</b>



*[Handwritten Signature]*



# B.N.College of Architecture No.42

Karve Nagar  
Pune 411052

## Branch / Divisions

Group Summary

1-Apr-2019 to 31-Mar-2020

	Opening Balance	Transactions		Closing Balance
		Debit	Credit	
<b>ITC Claim</b>		1,10,863.00	1,10,863.00	
ITC Claim ( CGST )		55,376.00	55,376.00	
ITC Claim ( IGST )		111.00	111.00	
ITC Claim ( SGST )		55,376.00	55,376.00	
BNCA Consultancy Cell	2,78,329.00 Dr	26,615.00	7,200.00	2,97,744.00 Dr
B.N.College of Architecture, CAID No.43		1,10,513.00	1,17,884.00	7,371.00 Cr
B.N.College of Architecture, MArch No.135	1,02,63,416.04 Dr	26,17,362.32	25,90,704.64	1,02,90,073.72 Dr
M.K.S.S.S.	18,57,33,758.83 Cr	7,10,12,348.00	10,20,71,398.00	21,67,92,808.83 Cr
<b>Grand Total</b>	<b>17,51,92,013.79 Cr</b>	<b>7,38,77,701.32</b>	<b>10,48,98,049.64</b>	<b>20,62,12,362.11 Cr</b>



**B.N.College of Architecture No.42**

Karve Nagar

Pune 411052

**Direct Incomes**

Group Summary

1-Apr-2019 to 31-Mar-2020

	Transactions		Closing Balance
	Debit	Credit	
<b>Fees</b>	<b>3,36,38,831.00</b>	<b>14,23,17,546.80</b>	<b>10,86,78,715.80 Cr</b>
<b>FY Fees</b>	<b>78,53,065.00</b>	<b>3,57,93,246.00</b>	<b>2,79,40,181.00 Cr</b>
<i>F. Y. Development Fund</i>	<i>2,27,700.00</i>	<i>28,08,300.00</i>	<i>25,80,600.00 Cr</i>
<i>F. Y. Tuition Fees</i>	<i>75,89,820.00</i>	<i>3,28,89,221.00</i>	<i>2,52,99,401.00 Cr</i>
<i>F. Y. University Fee</i>	<i>35,545.00</i>	<i>95,725.00</i>	<i>60,180.00 Cr</i>
<b>IV YR. B`rch Fees</b>	<b>51,44,297.00</b>	<b>2,49,04,583.80</b>	<b>1,97,60,286.80 Cr</b>
<i>IV. Y. Development Fund (B`rch)</i>	<i>2,48,586.00</i>	<i>20,41,538.00</i>	<i>17,92,952.00 Cr</i>
<i>IV. Y. Tuition Fee (B`rch)</i>	<i>48,60,485.00</i>	<i>2,27,67,320.80</i>	<i>1,79,06,835.80 Cr</i>
<i>IV. Y. University Fee (B`rch)</i>	<i>35,226.00</i>	<i>95,725.00</i>	<i>60,499.00 Cr</i>
<b>LY Fees</b>	<b>81,12,953.00</b>	<b>2,63,23,762.00</b>	<b>1,82,10,809.00 Cr</b>
<i>L. Y. Development Fund</i>	<i>4,46,920.00</i>	<i>21,05,459.00</i>	<i>16,58,539.00 Cr</i>
<i>L. Y. Tuition Fees</i>	<i>76,20,995.00</i>	<i>2,41,17,655.00</i>	<i>1,64,96,660.00 Cr</i>
<i>L. Y. University Fee</i>	<i>45,038.00</i>	<i>1,00,648.00</i>	<i>55,610.00 Cr</i>
<b>SY Fees</b>	<b>64,11,682.00</b>	<b>2,89,05,536.00</b>	<b>2,24,93,854.00 Cr</b>
<i>S. Y. Development Fund</i>	<i>2,72,991.00</i>	<i>23,08,011.00</i>	<i>20,35,020.00 Cr</i>
<i>S. Y. Tuition Fees</i>	<i>61,05,743.00</i>	<i>2,65,06,723.00</i>	<i>2,04,00,980.00 Cr</i>
<i>S. Y. University Fee</i>	<i>32,948.00</i>	<i>90,802.00</i>	<i>57,854.00 Cr</i>
<b>TY Fees</b>	<b>61,16,834.00</b>	<b>2,63,90,419.00</b>	<b>2,02,73,585.00 Cr</b>
<i>T. Y. Development Fund</i>	<i>3,19,920.00</i>	<i>21,57,831.00</i>	<i>18,37,911.00 Cr</i>
<i>T. Y. Tuition Fees</i>	<i>57,61,176.00</i>	<i>2,41,40,145.00</i>	<i>1,83,78,969.00 Cr</i>
<i>T. Y. University Fee</i>	<i>35,738.00</i>	<i>92,443.00</i>	<i>56,705.00 Cr</i>
<b>Grand Total</b>	<b>3,36,38,831.00</b>	<b>14,23,17,546.80</b>	<b>10,86,78,715.80 Cr</b>



# B.N.College of Architecture No.42

Karve Nagar

Pune 411052

## Indirect Incomes

Group Summary

1-Apr-2019 to 31-Mar-2020

	Transactions		Closing Balance
	Debit	Credit	
<b>Other Income</b>	44,714.04	2,42,769.77	<b>1,98,055.73 Cr</b>
Admission Cancellation Charged Received		2,544.00	2,544.00 Cr
Bank Interest Received		1,28,578.46	1,28,578.46 Cr
Misc. Receipts	34,710.00	1,01,625.00	66,915.00 Cr
Rounding Off A/c	4.04	22.31	18.27 Cr
Student Welfare Charges	10,000.00	10,000.00	
<b>Grand Total</b>	<b>44,714.04</b>	<b>2,42,769.77</b>	<b>1,98,055.73 Cr</b>



A handwritten signature in blue ink, appearing to be "K. N.", written over a horizontal line.





**B.N.College of Architecture No.42**

Karve Nagar

Pune 411052

**Direct Expenses**

Group Summary

1-Apr-2019 to 31-Mar-2020

	Transactions		Closing Balance
	Debit	Credit	
<b>Educational Expenses</b>	<b>1,64,78,276.50</b>	<b>12,93,708.50</b>	<b>1,51,84,568.00 Dr</b>
Departmental Expenses	5,25,987.00	5,153.00	5,20,834.00 Dr
Exam Expenses	3,837.00	3,837.00	
Library Expenses	27,222.00	227.00	26,995.00 Dr
Workshop Expenses	4,94,928.00	1,089.00	4,93,839.00 Dr
Direct Expenses For Students	40,14,424.50	33,221.50	39,81,203.00 Dr
Admission Processing Fee Expenses	52,000.00		52,000.00 Dr
Educational Tours Expenses	2,94,205.50	21,175.50	2,73,030.00 Dr
Education Fair Expenses	11,52,000.00		11,52,000.00 Dr
Gathering Expenses	10,27,322.00	10,604.00	10,16,718.00 Dr
Medical Charges Paid	14,490.00		14,490.00 Dr
Sports Expenses	34,407.00	1,442.00	32,965.00 Dr
Student Activity Expenses	4,80,000.00		4,80,000.00 Dr
Student Facility Expenses	9,60,000.00		9,60,000.00 Dr
Professional Charges	1,15,41,165.00	11,35,184.00	1,04,05,981.00 Dr
Honorarium Paid	70,000.00		70,000.00 Dr
Professional Charges of Visiting Faculty	1,14,71,165.00	11,35,184.00	1,03,35,981.00 Dr
University / Board Related	3,96,700.00	1,20,150.00	2,76,550.00 Dr
Affiliation Fee Paid	3,84,700.00	1,20,150.00	2,64,550.00 Dr
University Committee Expenses	12,000.00		12,000.00 Dr
<b>Other Direct Expenses</b>	<b>77,372.00</b>	<b>69,034.00</b>	<b>8,338.00 Dr</b>
Advertiesment Expenses	77,372.00	69,034.00	8,338.00 Dr
<b>Salaries &amp; Wages</b>	<b>9,20,47,598.00</b>	<b>64,41,892.00</b>	<b>8,56,05,706.00 Dr</b>
Non Teaching Admin Salary	1,80,73,035.00	14,13,125.00	1,66,59,910.00 Dr
Non Teaching Admin Salary	1,80,73,035.00	14,13,125.00	1,66,59,910.00 Dr
Teaching Salary	6,00,70,181.00	47,30,618.00	5,53,39,563.00 Dr
Teaching Salary	6,00,70,181.00	47,30,618.00	5,53,39,563.00 Dr
Contribution to Retirement Benefits	86,00,690.00		86,00,690.00 Dr
Encashment of Leave Paid	4,58,581.00		4,58,581.00 Dr
Gratuity Contribution Paid	26,69,644.00		26,69,644.00 Dr
Mediclaime Policy	4,00,764.00	2,97,836.00	1,02,928.00 Dr
P.F.Administration Charges	53,529.00	12.00	53,517.00 Dr
P.F.Administrative Charges	2,488.00	1.00	2,487.00 Dr
P.F.EDLI Contribution	53,528.00	12.00	53,516.00 Dr
Provident Fund - Employer's Contribution	12,68,970.00	286.00	12,68,684.00 Dr
Staff Improvement/ Welfare Expenses	3,96,188.00	2.00	3,96,186.00 Dr
<b>Grand Total</b>	<b>10,86,03,246.50</b>	<b>78,04,634.50</b>	<b>10,07,98,612.00 Dr</b>




**B.N.College of Architecture No.42**

Karve Nagar

Pune 411052

**Indirect Expenses**

Group Summary

1-Apr-2019 to 31-Mar-2020

	Transactions		Closing Balance
	Debit	Credit	
<b>Establishment Expenses</b>	<b>3,83,44,638.58</b>	<b>28,05,005.31</b>	<b>3,55,39,633.27 Dr</b>
Office Expenses	2,81,89,580.00	19,21,966.18	2,62,67,613.82 Dr
Audit Fee	4,20,000.00	2,677.00	4,17,323.00 Dr
Bank Charges	23,152.15		23,152.15 Dr
Courier Expenses	10,994.00	1,663.00	9,331.00 Dr
Electricity Expenses	30,61,853.00	4,00,000.00	26,61,853.00 Dr
Entertainment Expenses	2,88,705.00	35,003.00	2,53,702.00 Dr
Function Expenses	39,470.00	184.00	39,286.00 Dr
Ground Maintenance Expenses	9,60,000.00		9,60,000.00 Dr
Houses Keeping Expenses	12,18,539.36	32,927.00	11,85,612.36 Dr
Infrastructure Facility Expenses	1,22,70,000.00		1,22,70,000.00 Dr
Insurance Expenses	3,13,445.00	2,28,590.00	84,855.00 Dr
Internet Expenses	11,35,207.00	2,32,730.00	9,02,477.00 Dr
News Papers & Periodicals Expenses	24,519.00	1,600.00	22,919.00 Dr
Office Expenses	94,569.00	575.00	93,994.00 Dr
Postage Expenses	593.00		593.00 Dr
Professional Charges Paid	39,060.00	2,360.00	36,700.00 Dr
Professional Membership Expenses	22,180.00		22,180.00 Dr
Rates/Taxes/Cesses Paid	17,23,853.00	5,66,137.00	11,57,716.00 Dr
Sanitation Expenses	10,15,920.00		10,15,920.00 Dr
Security Expenses	20,22,011.31	1,57,984.00	18,64,027.31 Dr
Seminar Expenses	5,76,965.00	65,489.00	5,11,476.00 Dr
Software Expenses	19,01,523.00	81,794.00	18,19,729.00 Dr
Subscription for Journal	3,38,766.00	7,031.00	3,31,735.00 Dr
Telephone Expenses	27,826.00	3,253.00	24,573.00 Dr
Vision Mission Expenses	99,871.00	1,00,221.00	350.00 Cr
Wastage Management Expenses	4,80,000.00		4,80,000.00 Dr
Website Development Expenses	80,558.18	1,748.18	78,810.00 Dr
Printing & Stationery	9,28,154.72	10,629.72	9,17,525.00 Dr
Binding Expenses	903.00	11.00	892.00 Dr
Printing Expenses	6,68,609.72	7,095.72	6,61,514.00 Dr
Stationary Expenses	2,18,008.00	3,133.00	2,14,875.00 Dr
Xeroxing Expenses	40,634.00	390.00	40,244.00 Dr
Repairs & Maintenance	91,11,912.86	8,71,609.41	82,40,303.45 Dr
Equipment AMC Expenses	1,28,156.00	1,277.00	1,26,879.00 Dr
R & M - Building	29,10,818.71	67,855.26	28,42,963.45 Dr
R & M - Computer	4,16,182.00	1,93,523.00	2,22,659.00 Dr
R & M - Electrical	10,89,341.15	408.15	10,88,933.00 Dr
R & M - Equipment	1,58,847.00	6,062.00	1,52,785.00 Dr
R & M - Furniture & Fixture	12,25,205.00	1,02,947.00	11,22,258.00 Dr
R & M - Others	27,62,254.00	4,97,780.00	22,64,474.00 Dr
<b>Carried Over</b>	<b>3,83,44,638.58</b>	<b>28,05,005.31</b>	<b>3,55,39,633.27 Dr</b>



continued ...

**B.N.College of Architecture No.42**

Indirect Expenses Group Summary : 1-Apr-2019 to 31-Mar-2020

	Transactions		Closing Balance
	Debit	Credit	
<b>Brought Forward</b>	<b>3,83,44,638.58</b>	<b>28,05,005.31</b>	<b>3,55,39,633.27 Dr</b>
Software AMC Expenses	4,21,109.00	1,757.00	4,19,352.00 Dr
Travelling & Conveyance	1,14,991.00	800.00	1,14,191.00 Dr
Conveyance Expenses	46,042.00		46,042.00 Dr
Travelling Expenses	68,949.00	800.00	68,149.00 Dr
Depreciation Account	1,07,48,210.00	33,43,147.00	74,05,063.00 Dr
Loss/Profit on Assets Sold/Written Off		21.00	21.00 Cr
Prior Period Adjustments A/c	13,034.60	67,048.42	54,013.82 Cr
<b>Grand Total</b>	<b>4,91,05,883.18</b>	<b>62,15,221.73</b>	<b>4,28,90,661.45 Dr</b>



**B.N.College of Architecture No.42**

Karve Nagar

Pune 411052

**Trial Balance**

1-Apr-2019 to 31-Mar-2020

	Opening Balance	Transactions		Closing Balance
		Debit	Credit	
<b>Capital Account</b>	<b>6,26,83,793.58 Cr</b>	<b>44,59,254.50</b>	<b>1,17,94,364.68</b>	<b>7,00,18,903.76 Cr</b>
Depreciation Fund	6,05,15,682.47 Cr	38,17,826.50	1,14,28,532.68	6,81,26,388.65 Cr
<i>Depreciation Fund on DIK</i>	22,76,685.45 Cr	1,48,760.00	2,65,729.00	23,93,654.45 Cr
<i>Depreciation Fund on Govt. Grant</i>	6,49,000.90 Cr	22,602.00	65,109.00	6,91,507.90 Cr
<i>Depreciation Fund on Own Asset</i>	5,39,33,958.04 Cr	35,51,925.50	1,08,14,076.68	6,11,96,109.22 Cr
<i>Depreciation Fund on Vikas Nidhi</i>	54,941.00 Cr			54,941.00 Cr
<i>Depreciation Fund Specific Donation</i>	36,01,097.08 Cr	94,539.00	2,83,618.00	37,90,176.08 Cr
Non Current Liabilities	21,68,111.11 Cr	6,41,428.00	3,65,832.00	18,92,515.11 Cr
<i>Non Recurring DIK Utilised</i>	8,23,324.55 Cr	2,65,729.00	2,21,719.00	7,79,314.55 Cr
<i>Non Recurring Grants Utilised</i>	1,62,471.60 Cr	92,081.00	49,574.00	1,19,964.60 Cr
<i>Non Recurring Specific Donation Utilised</i>	11,82,314.96 Cr	2,83,618.00	94,539.00	9,93,235.96 Cr
<b>Current Liabilities</b>	<b>1,47,84,684.52 Cr</b>	<b>5,03,69,804.75</b>	<b>5,18,89,487.40</b>	<b>1,63,04,367.17 Cr</b>
Duties & Taxes	2,77,978.00 Cr	69,15,451.36	71,25,452.36	4,87,979.00 Cr
GST	2,426.00 Cr	10,472.00	8,046.00	
CGST	1,213.00 Cr	5,236.00	4,023.00	
SGST	1,213.00 Cr	5,236.00	4,023.00	
TDS	2,75,552.00 Cr	69,04,979.36	71,17,406.36	4,87,979.00 Cr
<i>TDS on Contractor</i>	16,957.00 Cr	1,08,577.36	1,15,409.36	23,789.00 Cr
<i>TDS on Professional Fees</i>	2,58,595.00 Cr	11,72,625.00	12,80,186.00	3,66,156.00 Cr
<i>TDS on Salary</i>		56,23,777.00	57,21,811.00	98,034.00 Cr
Deposits From Others	6,65,540.00 Cr		24,657.00	6,90,197.00 Cr
<i>Security Deposit From Suppliers</i>	6,65,540.00 Cr		24,657.00	6,90,197.00 Cr
Deposits From Students	24,19,000.00 Cr	1,95,500.00	3,53,500.00	25,77,000.00 Cr
<i>Caution Money Deposit</i>	5,69,000.00 Cr	20,000.00	88,000.00	6,37,000.00 Cr
<i>Library Deposit</i>	18,50,000.00 Cr	1,75,500.00	2,65,500.00	19,40,000.00 Cr
Indirect Receipts & Payments	841.00 Cr	68,17,306.00	72,69,298.00	4,52,833.00 Cr
Salary Deductions	841.00 Cr	68,17,306.00	72,69,298.00	4,52,833.00 Cr
<i>Credit Co-Op Society</i>		45,81,089.00	49,79,165.00	3,98,076.00 Cr
<i>Electricity Recovery</i>		1,35,798.00	1,45,358.00	9,560.00 Cr
<i>House Rent Recovery</i>		1,00,908.00	1,09,317.00	8,409.00 Cr
<i>LIC/ Postal RD</i>		1,60,506.00	1,74,141.00	13,635.00 Cr
<i>Mediclaime</i>		1,13,818.00	1,13,818.00	
<i>Other Deduction</i>	841.00 Cr	78,074.00	78,186.00	953.00 Cr
<i>Profession Tax</i>		2,66,750.00	2,88,950.00	22,200.00 Cr
<i>Provident Fund - Employee's Contri</i>		13,80,363.00	13,80,363.00	
Non Recurring Grants Unutilised	217.00 Cr	26,972.00	26,972.00	217.00 Cr
<i>BCUD Grant-Non Recurring Unutilised</i>	217.00 Cr	26,972.00	26,972.00	217.00 Cr
Other Current Liabilities	1,01,54,666.52 Cr	1,73,57,013.64	1,82,28,963.54	1,10,26,616.42 Cr
<i>Alumnae Association</i>	92,395.77 Cr	71,982.00	4,772.00	25,185.77 Cr
<i>Amounts Payable</i>	3,735.00 Cr	4,523.00	49,225.00	48,437.00 Cr
<i>Fee Refundable</i>	14,48,391.75 Cr	12,11,616.00	17,41,821.90	19,78,597.65 Cr
<b>Carried Over</b>	<b>7,74,68,478.10 Cr</b>	<b>5,48,29,059.25</b>	<b>6,36,83,852.08</b>	<b>8,63,23,270.93 Cr</b>



continued ...

**B.N.College of Architecture No.42**

Trial Balance : 1-Apr-2019 to 31-Mar-2020

	Opening Balance	Transactions		Closing Balance
		Debit	Credit	
<b>Brought Forward</b>	<b>7,74,68,478.10 Cr</b>	<b>5,48,29,059.25</b>	<b>6,36,83,852.08</b>	<b>8,63,23,270.93 Cr</b>
<i>Provision For Expenses</i>	86,05,738.00 Cr	1,60,18,396.64	1,63,83,619.64	89,70,961.00 Cr
<i>Staff Contingency Fund</i>		7,210.00	7,790.00	580.00 Cr
<i>Stale Cheque</i>	4,406.00 Cr	43,286.00	41,735.00	2,855.00 Cr
Recurring Grants Unutilised	1,06,110.00 Cr	54,462.00		51,648.00 Cr
<i>AICTE Grant-Recurring Unutilised</i>	50,000.00 Cr	50,000.00		
<i>BCUD Grant- Recurring Unutilised</i>	56,110.00 Cr	4,462.00		51,648.00 Cr
Schoarships & Freeships	9,41,235.00 Cr	1,60,43,859.75	1,58,77,670.50	7,75,045.75 Cr
Other Schoarships	1,74,886.50 Cr	15,49,110.25	17,08,182.50	3,33,958.75 Cr
<i>EBC Scholarships</i>	1,74,886.50 Cr	15,29,110.25	16,88,182.50	3,33,958.75 Cr
<i>Other Scholarship A/c</i>		20,000.00	20,000.00	
Samaj Kalyan Scholarships & Freeships	7,66,348.50 Cr	1,44,42,389.50	1,41,17,128.00	4,41,087.00 Cr
<i>Samaj Kalyan ( Excess Amt Received)</i>	7,66,348.50 Cr	1,44,42,389.50	1,41,17,128.00	4,41,087.00 Cr
<i>Interest on Endowment Scholarship</i>		52,360.00	52,360.00	
University / Board Payments		23,32,740.00	23,45,565.00	12,825.00 Cr
Eligibility Fees Payable		1,05,100.00	1,06,750.00	1,650.00 Cr
<i>Payable Eligibility Fees -UG</i>		1,05,100.00	1,06,750.00	1,650.00 Cr
Exam Fees Payable		22,27,640.00	22,38,815.00	11,175.00 Cr
<i>Payable F.Y.Exam Fees</i>		4,03,560.00	4,03,560.00	
<i>Payable L.Y.Exam Fees</i>		8,52,690.00	8,63,865.00	11,175.00 Cr
<i>Payable S.Y.Exam Fees</i>		4,88,515.00	4,88,515.00	
<i>Payable T.Y. Exam Fees</i>		4,82,875.00	4,82,875.00	
<i>Specific Donation Unutilised-Recurring</i>	2,19,097.00 Cr	6,26,500.00	6,37,409.00	2,30,006.00 Cr
<b>Fixed Assets</b>	<b>9,89,66,785.44 Dr</b>	<b>37,85,644.60</b>	<b>2,24,458.00</b>	<b>10,25,27,972.04 Dr</b>
Fixed Assets-DIK	31,00,010.00 Dr	72,959.00		31,72,969.00 Dr
Computer-DIK	11,92,482.00 Dr			11,92,482.00 Dr
<i>Office / Other Computers (DIK)</i>	11,92,482.00 Dr			11,92,482.00 Dr
Equipment - DIK	11,82,249.00 Dr	28,001.00		12,10,250.00 Dr
<i>Office/ Other Equipments (DIK)</i>	11,82,249.00 Dr	28,001.00		12,10,250.00 Dr
Library Books -DIK	5,86,855.00 Dr	44,958.00		6,31,813.00 Dr
<i>Library Books General (DIK)</i>	5,46,895.00 Dr	44,958.00		5,91,853.00 Dr
<i>Library C.D. (DIK)</i>	39,960.00 Dr			39,960.00 Dr
<i>Furniture &amp; Fixtures -(DIK)</i>	1,38,424.00 Dr			1,38,424.00 Dr
Fixed Assets-Grant	8,11,472.00 Dr	26,972.00	26,972.00	8,11,472.00 Dr
Computers- Grant	1,33,408.00 Dr			1,33,408.00 Dr
<i>Computer Lab Computers (Grant)</i>	1,00,000.00 Dr			1,00,000.00 Dr
<i>Office / Other Computers (Grant)</i>	33,408.00 Dr			33,408.00 Dr
Equipment- Grant	3,48,595.00 Dr	26,972.00	26,972.00	3,48,595.00 Dr
<i>Computer Lab Equipments (Grant)</i>	22,592.00 Dr			22,592.00 Dr
<i>Office/ Other Equipments (Grant)</i>	3,26,003.00 Dr	26,972.00	26,972.00	3,26,003.00 Dr
Library Books - Grant	3,29,469.00 Dr			3,29,469.00 Dr
<i>Library Books General (Grant)</i>	3,29,469.00 Dr			3,29,469.00 Dr

Carried Over

2,14,98,307.34 Dr

5,86,14,703.85

6,39,08,310.08

1,62,04,701.11 Dr



*[Handwritten Signature]*

continued ...

**B.N.College of Architecture No.42**

Trial Balance : 1-Apr-2019 to 31-Mar-2020

	Opening Balance	Transactions		Closing Balance
		Debit	Credit	
<b>Brought Forward</b>	<b>2,14,98,307.34 Dr</b>	<b>5,86,14,703.85</b>	<b>6,39,08,310.08</b>	<b>1,62,04,701.11 Dr</b>
Fixed Assets-Own	9,02,71,891.94 Dr	36,85,713.60	1,97,486.00	9,37,60,119.54 Dr
Computers-Own	3,00,71,580.60 Dr	2,57,277.00	1,97,486.00	3,01,31,371.60 Dr
Computer Lab Computers (Own)	35,21,392.00 Dr			35,21,392.00 Dr
Office / Others Computers (Own)	2,65,50,188.60 Dr	2,57,277.00	1,97,486.00	2,66,09,979.60 Dr
Equipment -Own	1,91,85,807.05 Dr	13,17,429.00		2,05,03,236.05 Dr
Civil Lab Equipments (Own)	2,11,378.00 Dr			2,11,378.00 Dr
Computer Lab Equipments (Own)	44,61,790.00 Dr	1,32,620.00		45,94,410.00 Dr
Electrical Lab Equipments (Own)	1,40,222.00 Dr			1,40,222.00 Dr
Office/ Other Equipments(Own)	1,43,72,417.05 Dr	11,84,809.00		1,55,57,226.05 Dr
Library Books -Own	95,02,701.24 Dr	3,94,632.00		98,97,333.24 Dr
Library Books General (Own)	76,83,306.24 Dr	3,94,632.00		80,77,938.24 Dr
Library Books -P.G. Course (Own)	17,69,348.00 Dr			17,69,348.00 Dr
Library C.D. (Own)	50,047.00 Dr			50,047.00 Dr
Furniture & Fixtures (Own)	3,11,70,920.05 Dr	13,85,680.60		3,25,56,600.65 Dr
Terrace Shed ( Own )	3,40,883.00 Dr	3,30,695.00		6,71,578.00 Dr
Fixed Assets-SD	47,83,411.50 Dr			47,83,411.50 Dr
Computers-Specific Donation	21,52,859.00 Dr			21,52,859.00 Dr
Office / Other Computers (SD)	21,52,859.00 Dr			21,52,859.00 Dr
Equipment -Specific Donation	18,67,809.00 Dr			18,67,809.00 Dr
Computer Lab Equipments (SD)	3,15,579.00 Dr			3,15,579.00 Dr
Office/ Other Equipments (SD)	15,52,230.00 Dr			15,52,230.00 Dr
Library Books -Specific Donation	1,78,280.00 Dr			1,78,280.00 Dr
Library Books General (SD)	1,57,907.00 Dr			1,57,907.00 Dr
Library Books -P.G. Course (SD)	20,373.00 Dr			20,373.00 Dr
Furniture & Fixtures - (SD)	5,84,463.50 Dr			5,84,463.50 Dr
<b>Current Assets</b>	<b>2,78,31,360.36 Dr</b>	<b>28,83,66,856.32</b>	<b>28,68,65,403.69</b>	<b>2,93,32,812.99 Dr</b>
Deposits (Asset)	17,93,319.60 Dr		23.60	17,93,296.00 Dr
Deposits- Electricity	18,370.00 Dr			18,370.00 Dr
Deposits- Telephone	4,926.00 Dr			4,926.00 Dr
Deposits To Others	17,70,023.60 Dr		23.60	17,70,000.00 Dr
Loans & Advances (Asset)	1,08,125.00 Dr	22,97,398.00	22,49,910.00	1,55,613.00 Dr
Advance to Staff	1,08,125.00 Dr	1,82,150.00	2,34,650.00	55,625.00 Dr
Advance for Expenses to Staff		53,900.00	53,900.00	
Diwali Advance	1,08,125.00 Dr	1,28,250.00	1,80,750.00	55,625.00 Dr
Advance to Supplier		21,15,248.00	20,15,260.00	99,988.00 Dr
Advance to Supplier		21,15,248.00	20,15,260.00	99,988.00 Dr
Cash-in-hand	502.00 Dr	3,51,287.00	3,40,282.00	11,507.00 Dr
Cash In Hand	547.00 Dr	3,49,666.00	3,39,098.00	11,115.00 Dr
Revenue Stamp	45.00 Cr	1,621.00	1,184.00	392.00 Dr
Bank Accounts	9,92,007.22 Dr	23,09,06,746.05	23,06,92,354.74	12,06,398.53 Dr
Axis Bank A/c No.63167	1,11,722.71 Dr	7,51,95,167.64	7,49,97,272.80	3,09,617.55 Dr
Bank Of Maha A/c No.23472	2,73,071.10 Dr	1,78,18,550.00	1,79,78,781.92	1,12,839.18 Dr
Bhagini Bank A/c No.413	1,796.75 Dr		1,796.75	
Bhagini Nivedita CB A/c No.20	3,45,523.85 Dr	2,46,43,169.00	2,49,88,692.85	
<b>Carried Over</b>	<b>4,93,29,667.70 Dr</b>	<b>34,69,81,560.17</b>	<b>35,07,73,713.77</b>	<b>4,55,37,514.10 Dr</b>




continued ...

**B.N.College of Architecture No.42**

Trial Balance : 1-Apr-2019 to 31-Mar-2020

	Opening Balance	Transactions		Closing Balance
		Debit	Credit	
<b>Brought Forward</b>	<b>4,93,29,667.70 Dr</b>	<b>34,69,81,560.17</b>	<b>35,07,73,713.77</b>	<b>4,55,37,514.10 Dr</b>
HDFC A/c No.00046	1,04,595.12 Dr	8,72,56,475.20	8,71,83,483.32	1,77,587.00 Dr
SBI CB A/c No.35075	8,638.60 Dr	5,000.00	5,605.00	8,033.60 Dr
Syndicate Bank A/c No.15869	70,658.77 Dr	2,59,87,233.32	2,54,71,722.10	5,86,169.99 Dr
Syndicate Bank A/c No.16542	76,000.32 Dr	1,150.89	65,000.00	12,151.21 Dr
Fees Receivable	2,30,37,294.50 Dr	4,79,41,698.75	4,76,52,576.75	2,33,26,416.50 Dr
Fees Receivable From Samaj Kalyan	2,15,59,817.50 Dr	3,82,01,158.75	3,81,33,916.75	2,16,27,059.50 Dr
FY Fees Receivable From Samaj Kalyan	81,08,558.75 Dr	1,20,96,990.25	1,18,69,743.75	83,35,805.25 Dr
IV Fees Receivable From Samaj Kalyan	29,90,318.75 Dr	60,84,656.50	58,24,387.25	32,50,588.00 Dr
LY Fees Receivable From Samaj Kalyan	24,47,910.00 Dr	55,07,720.00	55,09,588.00	24,46,042.00 Dr
SY Fees Receivable From Samaj Kalyan	46,63,364.50 Dr	80,40,125.25	83,00,358.00	44,03,131.75 Dr
TY Fees Receivable From Samaj Kalyan	33,49,665.50 Dr	64,71,666.75	66,29,839.75	31,91,492.50 Dr
Fees Receivable From Students	14,77,477.00 Dr	97,40,540.00	95,18,660.00	16,99,357.00 Dr
FY Fees Receivable From Students	1,11,467.00 Dr	547.00	547.00	1,11,467.00 Dr
IV Fees Receivable From Student	3,31,193.00 Dr	16,53,432.00	17,85,665.00	1,98,960.00 Dr
LY Fees Receivable From Students	3,88,361.00 Dr	50,30,563.00	46,28,263.00	7,90,661.00 Dr
SY Fees Receivable From Students	2,64,505.00 Dr	11,43,199.00	11,77,983.00	2,29,721.00 Dr
TY Fees Receivable From Students	3,81,951.00 Dr	19,12,799.00	19,26,202.00	3,68,548.00 Dr
Other Current Assets	73,234.00 Dr	5,51,022.00	3,38,490.00	2,85,766.00 Dr
Amounts Receivable	73,234.00 Dr	5,51,022.00	3,38,490.00	2,85,766.00 Dr
University/ Board Exam Exps Receivable	2,10,518.50 Dr	30,82,207.00	30,69,524.00	2,23,201.50 Dr
Univ. Exam Exp. Receivable: 1st Term Current Yr	2,10,518.50 Dr	3,70,441.00	3,85,393.00	1,95,566.50 Dr
Univ. Exam Exp. Receivable: 2nd Term Current Yr		27,11,766.00	26,84,131.00	27,635.00 Dr
Prepaid Expenses	16,16,359.54 Dr	32,36,497.52	25,22,242.60	23,30,614.46 Dr
<b>Branch / Divisions</b>	<b>17,51,92,013.79 Cr</b>	<b>7,38,77,701.32</b>	<b>10,48,98,049.64</b>	<b>20,62,12,362.11 Cr</b>
ITC Claim		1,10,863.00	1,10,863.00	
ITC Claim ( CGST )		55,376.00	55,376.00	
ITC Claim ( IGST )		111.00	111.00	
ITC Claim ( SGST )		55,376.00	55,376.00	
BNCA Consultancy Cell	2,78,329.00 Dr	26,615.00	7,200.00	2,97,744.00 Dr
B.N.College of Architecture, CAID No.43		1,10,513.00	1,17,884.00	7,371.00 Cr
B.N.College of Architecture, MArch No.135	1,02,63,416.04 Dr	26,17,362.32	25,90,704.64	1,02,90,073.72 Dr
M.K.S.S.S.	18,57,33,758.83 Cr	7,10,12,348.00	10,20,71,398.00	21,67,92,808.83 Cr
<b>Direct Incomes</b>		<b>3,36,38,831.00</b>	<b>14,23,17,546.80</b>	<b>10,86,78,715.80 Cr</b>
Fees		3,36,38,831.00	14,23,17,546.80	10,86,78,715.80 Cr
FY Fees		78,53,065.00	3,57,93,246.00	2,79,40,181.00 Cr
F.Y. Development Fund		2,27,700.00	28,08,300.00	25,80,600.00 Cr
F.Y.Tuition Fees		75,89,820.00	3,28,89,221.00	2,52,99,401.00 Cr
F.Y.University Fee		35,545.00	95,725.00	60,180.00 Cr
IV YR. B`rch Fees		51,44,297.00	2,49,04,583.80	1,97,60,286.80 Cr
IV.Y. Development Fund (B`rch)		2,48,586.00	20,41,538.00	17,92,952.00 Cr
IV.Y. Tuition Fee (B`rch)		48,60,485.00	2,27,67,320.80	1,79,06,835.80 Cr
IV.Y. University Fee (B`rch)		35,226.00	95,725.00	60,499.00 Cr
<b>Carried Over</b>	<b>12,58,62,346.09 Cr</b>	<b>45,44,98,092.49</b>	<b>59,79,89,310.21</b>	<b>26,93,53,563.81 Cr</b>



continued ...

**B.N.College of Architecture No.42**

Trial Balance : 1-Apr-2019 to 31-Mar-2020

	Opening Balance	Transactions		Closing Balance
		Debit	Credit	
<b>Brought Forward</b>	<b>12,58,62,346.09 Cr</b>	<b>45,44,98,092.49</b>	<b>59,79,89,310.21</b>	<b>26,93,53,563.81 Cr</b>
LY Fees		81,12,953.00	2,63,23,762.00	1,82,10,809.00 Cr
<i>L.Y.Development Fund</i>		4,46,920.00	21,05,459.00	16,58,539.00 Cr
<i>L.Y. Tuition Fees</i>		76,20,995.00	2,41,17,655.00	1,64,96,660.00 Cr
<i>L.Y.University Fee</i>		45,038.00	1,00,648.00	55,610.00 Cr
SY Fees		64,11,682.00	2,89,05,536.00	2,24,93,854.00 Cr
<i>S.Y.Development Fund</i>		2,72,991.00	23,08,011.00	20,35,020.00 Cr
<i>S.Y.Tuition Fees</i>		61,05,743.00	2,65,06,723.00	2,04,00,980.00 Cr
<i>S.Y.University Fee</i>		32,948.00	90,802.00	57,854.00 Cr
TY Fees		61,16,834.00	2,63,90,419.00	2,02,73,585.00 Cr
<i>T.Y.Development Fund</i>		3,19,920.00	21,57,831.00	18,37,911.00 Cr
<i>T.Y.Tuition Fees</i>		57,61,176.00	2,41,40,145.00	1,83,78,969.00 Cr
<i>T.Y.University Fee</i>		35,738.00	92,443.00	56,705.00 Cr
<b>Direct Expenses</b>		<b>10,86,03,246.50</b>	<b>78,04,634.50</b>	<b>10,07,98,612.00 Dr</b>
Educational Expenses		1,64,78,276.50	12,93,708.50	1,51,84,568.00 Dr
Departmental Expenses		5,25,987.00	5,153.00	5,20,834.00 Dr
<i>Exam Expenses</i>		3,837.00	3,837.00	
<i>Library Expenses</i>		27,222.00	227.00	26,995.00 Dr
<i>Workshop Expenses</i>		4,94,928.00	1,089.00	4,93,839.00 Dr
Direct Expenses For Students		40,14,424.50	33,221.50	39,81,203.00 Dr
<i>Admission Processing Fee Expenses</i>		52,000.00		52,000.00 Dr
<i>Educational Tours Expenses</i>		2,94,205.50	21,175.50	2,73,030.00 Dr
<i>Education Fair Expenses</i>		11,52,000.00		11,52,000.00 Dr
<i>Gathering Expenses</i>		10,27,322.00	10,604.00	10,16,718.00 Dr
<i>Medical Charges Paid</i>		14,490.00		14,490.00 Dr
<i>Sports Expenses</i>		34,407.00	1,442.00	32,965.00 Dr
<i>Student Activity Expenses</i>		4,80,000.00		4,80,000.00 Dr
<i>Student Facility Expenses</i>		9,60,000.00		9,60,000.00 Dr
Professional Charges		1,15,41,165.00	11,35,184.00	1,04,05,981.00 Dr
<i>Honorarium Paid</i>		70,000.00		70,000.00 Dr
Professional Charges of Visiting Faculty		1,14,71,165.00	11,35,184.00	1,03,35,981.00 Dr
University / Board Related		3,96,700.00	1,20,150.00	2,76,550.00 Dr
<i>Affiliation Fee Paid</i>		3,84,700.00	1,20,150.00	2,64,550.00 Dr
<i>University Committee Expenses</i>		12,000.00		12,000.00 Dr
Other Direct Expenses		77,372.00	69,034.00	8,338.00 Dr
<i>Advertiesment Expenses</i>		77,372.00	69,034.00	8,338.00 Dr
Salaries & Wages		9,20,47,598.00	64,41,892.00	8,56,05,706.00 Dr
Non Teaching Admin Salary		1,80,73,035.00	14,13,125.00	1,66,59,910.00 Dr
<i>Non Teaching Admin Salary</i>		1,80,73,035.00	14,13,125.00	1,66,59,910.00 Dr
Teaching Salary		6,00,70,181.00	47,30,618.00	5,53,39,563.00 Dr
<i>Teaching Salary</i>		6,00,70,181.00	47,30,618.00	5,53,39,563.00 Dr
Contribution to Retirement Benefits		86,00,690.00		86,00,690.00 Dr
<i>Encashment of Leave Paid</i>		4,58,581.00		4,58,581.00 Dr
<i>Gratuity Contribution Paid</i>		26,69,644.00		26,69,644.00 Dr
<i>Mediclaim Policy</i>		4,00,764.00	2,97,836.00	1,02,928.00 Dr
<b>Carried Over</b>	<b>12,58,62,346.09 Cr</b>	<b>56,31,01,338.99</b>	<b>60,57,93,944.71</b>	<b>16,85,54,951.81 Cr</b>



continued ...



**B.N.College of Architecture No.42**

Trial Balance : 1-Apr-2019 to 31-Mar-2020

	Opening	Transactions		Closing
	Balance	Debit	Credit	Balance
<b>Brought Forward</b>	<b>12,58,62,346.09 Cr</b>	<b>56,31,01,338.99</b>	<b>60,57,93,944.71</b>	<b>16,85,54,951.81 Cr</b>
<i>P.F.Administration Charges</i>		53,529.00	12.00	53,517.00 Dr
<i>P.F.Administrative Charges</i>		2,488.00	1.00	2,487.00 Dr
<i>P.F.EDLI Contribution</i>		53,528.00	12.00	53,516.00 Dr
<i>Provident Fund - Employer's Contribution</i>		12,68,970.00	286.00	12,68,684.00 Dr
<i>Staff Improvement/ Welfare Expenses</i>		3,96,188.00	2.00	3,96,186.00 Dr
<b>Indirect Incomes</b>		44,714.04	2,42,769.77	<b>1,98,055.73 Cr</b>
Other Income		44,714.04	2,42,769.77	1,98,055.73 Cr
<i>Admission Cancellation Charged Received</i>			2,544.00	2,544.00 Cr
<i>Bank Interest Received</i>			1,28,578.46	1,28,578.46 Cr
<i>Misc. Receipts</i>		34,710.00	1,01,625.00	66,915.00 Cr
<i>Rounding Off A/c</i>		4.04	22.31	18.27 Cr
<i>Student Welfare Charges</i>		10,000.00	10,000.00	
<b>Indirect Expenses</b>		4,91,05,883.18	62,15,221.73	<b>4,28,90,661.45 Dr</b>
Establishment Expenses		3,83,44,638.58	28,05,005.31	3,55,39,633.27 Dr
Office Expenses		2,81,89,580.00	19,21,966.18	2,62,67,613.82 Dr
<i>Audit Fee</i>		4,20,000.00	2,677.00	4,17,323.00 Dr
<i>Bank Charges</i>		23,152.15		23,152.15 Dr
<i>Courier Expenses</i>		10,994.00	1,663.00	9,331.00 Dr
<i>Electricity Expenses</i>		30,61,853.00	4,00,000.00	26,61,853.00 Dr
<i>Entertainment Expenses</i>		2,88,705.00	35,003.00	2,53,702.00 Dr
<i>Function Expenses</i>		39,470.00	184.00	39,286.00 Dr
<i>Ground Maintenance Expenses</i>		9,60,000.00		9,60,000.00 Dr
<i>Houses Keeping Expenses</i>		12,18,539.36	32,927.00	11,85,612.36 Dr
<i>Infrastructure Facility Expenses</i>		1,22,70,000.00		1,22,70,000.00 Dr
<i>Insurance Expenses</i>		3,13,445.00	2,28,590.00	84,855.00 Dr
<i>Internet Expenses</i>		11,35,207.00	2,32,730.00	9,02,477.00 Dr
<i>News Papers &amp; Periodicals Expenses</i>		24,519.00	1,600.00	22,919.00 Dr
<i>Office Expenses</i>		94,569.00	575.00	93,994.00 Dr
<i>Postage Expenses</i>		593.00		593.00 Dr
<i>Professional Charges Paid</i>		39,060.00	2,360.00	36,700.00 Dr
<i>Professional Membership Expenses</i>		22,180.00		22,180.00 Dr
<i>Rates/Taxes/Cesses Paid</i>		17,23,853.00	5,66,137.00	11,57,716.00 Dr
<i>Sanitation Expenses</i>		10,15,920.00		10,15,920.00 Dr
<i>Security Expenses</i>		20,22,011.31	1,57,984.00	18,64,027.31 Dr
<i>Seminar Expenses</i>		5,76,965.00	65,489.00	5,11,476.00 Dr
<i>Software Expenses</i>		19,01,523.00	81,794.00	18,19,729.00 Dr
<i>Subscription for Journal</i>		3,38,766.00	7,031.00	3,31,735.00 Dr
<i>Telephone Expenses</i>		27,826.00	3,253.00	24,573.00 Dr
<i>Vision Mission Expenses</i>		99,871.00	1,00,221.00	350.00 Cr
<i>Wastage Management Expenses</i>		4,80,000.00		4,80,000.00 Dr
<i>Website Development Expenses</i>		80,558.18	1,748.18	78,810.00 Dr
Printing & Stationery		9,28,154.72	10,629.72	9,17,525.00 Dr
<i>Binding Expenses</i>		903.00	11.00	892.00 Dr
<i>Printing Expenses</i>		6,68,609.72	7,095.72	6,61,514.00 Dr
<i>Stationary Expenses</i>		2,18,008.00	3,133.00	2,14,875.00 Dr
<b>Carried Over</b>	<b>12,58,62,346.09 Cr</b>	<b>61,22,51,936.21</b>	<b>61,22,51,936.21</b>	<b>12,58,62,346.09 Cr</b>



continued ...

B.N.College of Architecture No.42

Trial Balance : 1-Apr-2019 to 31-Mar-2020

	Opening Balance	Transactions		Closing Balance
		Debit	Credit	
<b>Brought Forward</b>	12,58,62,346.09 Cr	<b>61,22,51,936.21</b>	<b>61,22,51,936.21</b>	12,58,62,346.09 Cr
Xeroxing Expenses		40,634.00	390.00	40,244.00 Dr
Repairs & Maintenance		91,11,912.86	8,71,609.41	82,40,303.45 Dr
Equipment AMC Expenses		1,28,156.00	1,277.00	1,26,879.00 Dr
R & M - Building		29,10,818.71	67,855.26	28,42,963.45 Dr
R & M - Computer		4,16,182.00	1,93,523.00	2,22,659.00 Dr
R & M - Electrical		10,89,341.15	408.15	10,88,933.00 Dr
R & M - Equipment		1,58,847.00	6,062.00	1,52,785.00 Dr
R & M - Furniture & Fixture		12,25,205.00	1,02,947.00	11,22,258.00 Dr
R & M - Others		27,62,254.00	4,97,780.00	22,64,474.00 Dr
Software AMC Expenses		4,21,109.00	1,757.00	4,19,352.00 Dr
Travelling & Conveyance		1,14,991.00	800.00	1,14,191.00 Dr
Conveyance Expenses		46,042.00		46,042.00 Dr
Travelling Expenses		68,949.00	800.00	68,149.00 Dr
Depreciation Account		1,07,48,210.00	33,43,147.00	74,05,063.00 Dr
Loss/Profit on Assets Sold/Written Off			21.00	21.00 Cr
Prior Period Adjustments A/c		13,034.60	67,048.42	54,013.82 Cr
Profit & Loss A/c	12,58,62,346.09 Dr			12,58,62,346.09 Dr
<b>Grand Total</b>		<b>61,22,51,936.21</b>	<b>61,22,51,936.21</b>	



**MAHARSHI KARVE STREE SHIKSHAN SAMSTHA'S**  
**DR. BHANUBEN NANAWATI COLLEGE OF ARCHITECTURE FOR WOMEN-B.Arch, KARVENAGAR PUNE 411052**  
**Summary of Fixed Assets as on 31.03.2020**

Particulars	Opening Balance as on 01.04.2019				
	Grant	Donation in Kind	Specific Donation	Own Funds	Total
Computer	156,000.00	1,192,482.00	2,152,859.00	30,142,575.80	33,643,916.80
Furniture		138,424.00	584,463.50	31,175,760.85	31,898,648.15
Equipments-Others	326,003.00	1,182,249.00	1,867,809.00	19,185,807.05	22,561,868.05
Equipment-Solar System					-
Library Books	329,469.00	586,855.00	178,280.00	9,502,701.24	10,597,305.24
Vehicles					-
Temporary Shed				340,883.00	340,883.00
Science Equipmennts					-
Machinery					-
Tools & Implements					-
Furnance					-
Electrical Fittings					-
Intangible Assets					-
Work in Progress					-
<b>Total</b>	<b>811,472.00</b>	<b>3,100,010.00</b>	<b>4,783,411.50</b>	<b>90,347,727.54</b>	<b>99,042,621.04</b>

Particulars	Additions during the year ( Upto 31.03.2020)				
	Grant	Donation in Kind	Specific Donation	Own Funds	Total
Computer	-	-	-	186,282.00	186,282.00
Furniture				1,380,841.00	1,380,841.00
Equipments-Others	-	28,001.00	-	1,317,429.00	1,345,430.00
Equipment-Solar System					-
Library Books	-	44,958.00	-	394,632.00	439,590.00
Vehicles					-
Temporary Shed				330,695.00	330,695.00
Science Equipmennts					-
Machinery					-
Tools & Implements					-
Furnance					-
Electrical Fittings					-
Intangible Assets					-
Work in Progress					-
<b>Total</b>	<b>-</b>	<b>72,959.00</b>	<b>-</b>	<b>3,609,879.00</b>	<b>3,682,838.00</b>

Particulars	Written off during the year ( upto 31.03.2020)				
	Grant	Donation in Kind	Specific Donation	Own Funds	Total
Computer				197,486.00	197,486.00
Furniture					-
Equipments-Others					-
Equipment-Solar System					-
Library Books					-
Vehicles					-
Temporary Shed					-
Science Equipmennts					-
Machinery					-
Tools & Implements					-
Furnance					-
Electrical Fittings					-
Intangible Assets					-
Work in Progress					-
<b>Total</b>	<b>-</b>	<b>-</b>	<b>-</b>	<b>197,486.00</b>	<b>197,486.00</b>

Particulars	Closing Balance as on 31.03.2020				
	Grant	Donation in Kind	Specific Donation	Own Funds	Total
Computer	156,000.00	1,192,482.00	2,152,859.00	30,131,371.60	33,632,712.60
Furniture	-	138,424.00	584,463.50	32,556,601.65	33,279,489.15
Equipments-Others	326,003.00	1,210,250.00	1,867,809.00	20,503,236.05	23,907,298.05
Equipment-Solar System					-
Library Books	329,469.00	631,813.00	178,280.00	9,897,333.24	11,036,895.24
Vehicles					-
Temporary Shed				671,578.00	671,578.00
Science Equipmennts					-
Machinery					-
Tools & Implements					-
Furnance					-
Electrical Fittings					-
Intangible Assets					-
Work in Progress					-
<b>Total</b>	<b>811,472.00</b>	<b>3,172,969.00</b>	<b>4,783,411.50</b>	<b>93,760,120.54</b>	<b>102,527,973.04</b>



*[Handwritten Signature]*



**MAHARSHI KARVE STREE SHIKSHAN SAMSTHA'S**  
**DR. BHANUBEN NANAWATI COLLEGE OF ARCHITECTURE FOR WOMEN-B.Arch, KARVENAGAR PUNE 411052**  
**Summary of Depreciation Fund as on 31.03.2020**

Particulars	Opening Balance as on 01.04.2019				
	Grant	Donation in Kind	Specific Donation	Own Funds	Total
Computer	156,000.00	1,192,482.00	2,152,859.00	28,029,273.40	31,530,614.40
Furniture	-	113,503.80	505,549.38	11,203,181.38	11,822,234.55
Equipments-Others	199,985.80	498,844.35	766,309.10	6,376,181.97	7,841,321.22
Equipment-Solar System	-	-	-	-	-
Library Books	293,015.40	471,855.70	176,380.00	8,039,381.87	8,980,632.77
Vehicles	-	-	-	-	-
Temporary Shed	-	-	-	340,883.00	340,883.00
Science Equipments	-	-	-	-	-
Machinery	-	-	-	-	-
Tools & Implements	-	-	-	-	-
Furnance	-	-	-	-	-
Electrical Fittings	-	-	-	-	-
Intangible Assets	-	-	-	-	-
Work in Progress	-	-	-	-	-
<b>Total</b>	<b>649,001.20</b>	<b>2,276,685.85</b>	<b>3,601,097.48</b>	<b>53,988,901.41</b>	<b>60,515,685.69</b>

Particulars	Additions during the year ( Upto 31.03.2020)				
	Grant	Donation in Kind	Specific Donation	Own Funds	Total
Computer	-	-	-	1,447,191.80	1,447,191.80
Furniture	-	8,219.70	24,072.93	3,067,765.26	3,100,057.89
Equipments-Others	26,891.80	99,395.05	164,485.70	1,950,408.45	2,241,181.00
Equipment-Solar System	-	-	-	-	-
Library Books	15,615.80	61,946.35	520.00	600,002.87	678,084.82
Vehicles	-	-	-	-	-
Temporary Shed	-	-	-	330,695.00	330,695.00
Science Equipments	-	-	-	-	-
Machinery	-	-	-	-	-
Tools & Implements	-	-	-	-	-
Furnance	-	-	-	-	-
Electrical Fittings	-	-	-	-	-
Intangible Assets	-	-	-	-	-
Work in Progress	-	-	-	-	-
<b>Total</b>	<b>42,507.40</b>	<b>169,561.10</b>	<b>189,078.63</b>	<b>7,396,063.17</b>	<b>7,797,210.30</b>

Particulars	Written off during the year ( upto 31.03.2020)				
	Grant	Donation in Kind	Specific Donation	Own Funds	Total
Computer	-	-	-	(126,491.00)	(126,491.00)
Furniture	-	-	-	(7,420.82)	(7,420.82)
Equipments-Others	-	(52,592.00)	-	9,000.00	(43,592.00)
Equipment-Solar System	-	-	-	-	-
Library Books	-	-	-	-	-
Vehicles	-	-	-	-	-
Temporary Shed	-	-	-	-	-
Science Equipments	-	-	-	-	-
Machinery	-	-	-	-	-
Tools & Implements	-	-	-	-	-
Furnance	-	-	-	-	-
Electrical Fittings	-	-	-	-	-
Intangible Assets	-	-	-	-	-
Work in Progress	-	-	-	-	-
<b>Total</b>	<b>-</b>	<b>(52,592.00)</b>	<b>-</b>	<b>(124,911.82)</b>	<b>(177,503.82)</b>

Particulars	Closing Balance as on 31.03.2020				
	Grant	Donation in Kind	Specific Donation	Own Funds	Total
Computer	156,000.00	1,192,482.00	2,152,859.00	29,349,974.00	32,851,315.00
Furniture	-	121,723.50	529,622.30	14,263,525.81	14,914,871.61
Equipments-Others	226,877.60	545,647.40	930,794.80	8,335,590.42	10,038,910.22
Equipment-Solar System	-	-	-	-	-
Library Books	308,631.00	533,802.05	176,900.00	8,639,384.53	9,658,717.58
Vehicles	-	-	-	-	-
Temporary Shed	-	-	-	671,578.00	671,578.00
Science Equipments	-	-	-	-	-
Machinery	-	-	-	-	-
Tools & Implements	-	-	-	-	-
Furnance	-	-	-	-	-
Electrical Fittings	-	-	-	-	-
Intangible Assets	-	-	-	-	-
Work in Progress	-	-	-	-	-
<b>Total</b>	<b>691,508.60</b>	<b>2,393,654.95</b>	<b>3,790,176.10</b>	<b>61,260,052.76</b>	<b>68,135,392.41</b>



*[Handwritten Signature]*

